

Cancer Incidence Data

Sri Lanka 2014



National Cancer Control Programme

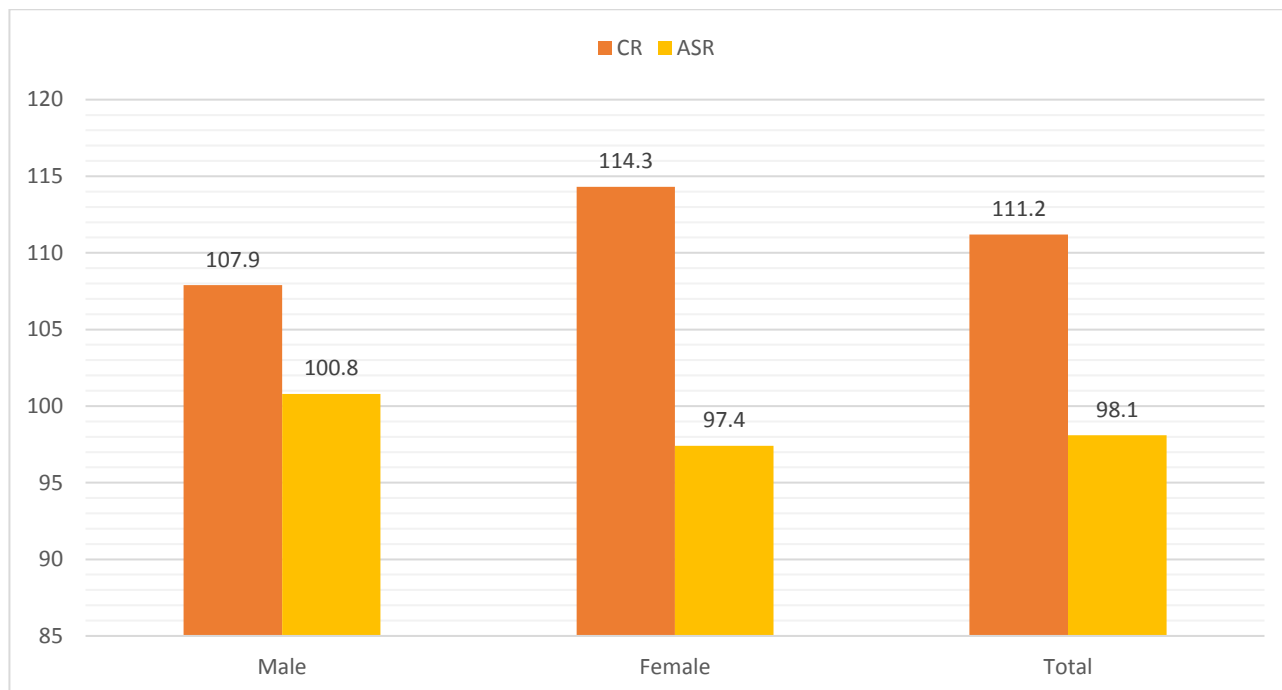
555/5, Elvitigala Mawatha

Colombo 5

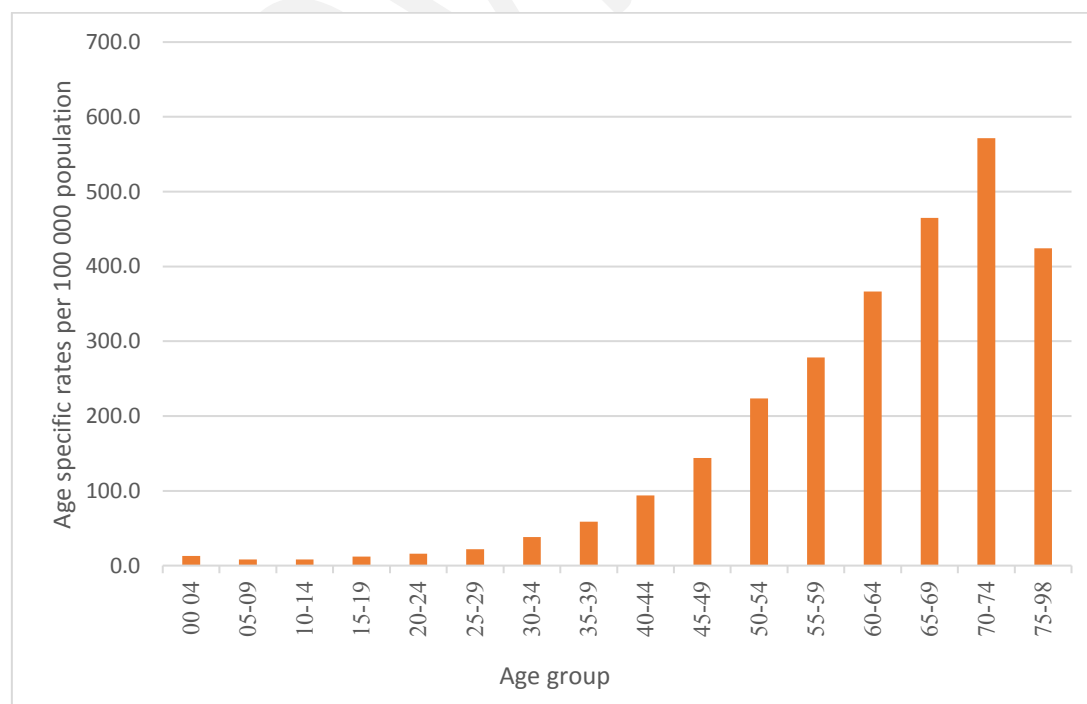
Sri Lanka

Cancer Incidence in Sri Lanka – 2014

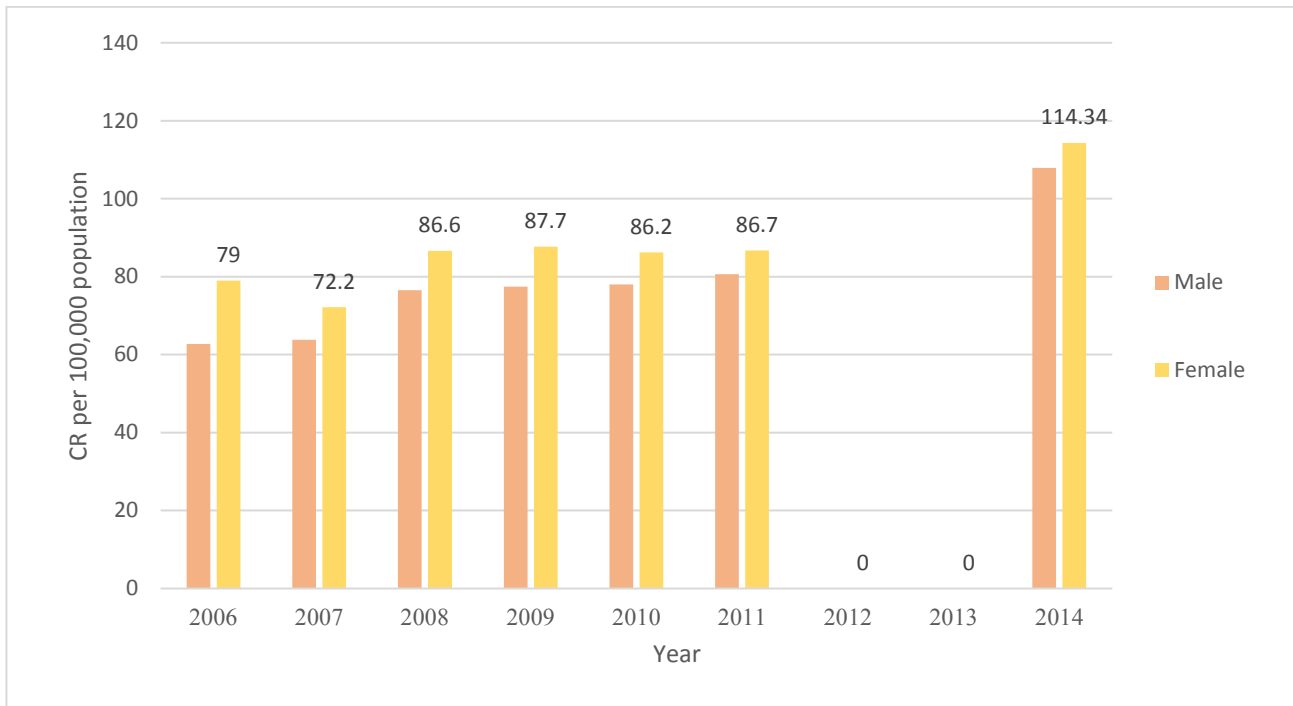
Sex	Number	%	CR	ASR
Male	10854	47	107.9	100.8
Female	12251	53	114.3	97.4
Total	23105	100.0	111.2	98.1



Cancer Incidence Rates – 2014



Age Specific Cancer Incidence rates – 2014



Crude incidence rates-Sri Lanka, 2006-2014

Overall Cancer incidence,2014 by age and sex

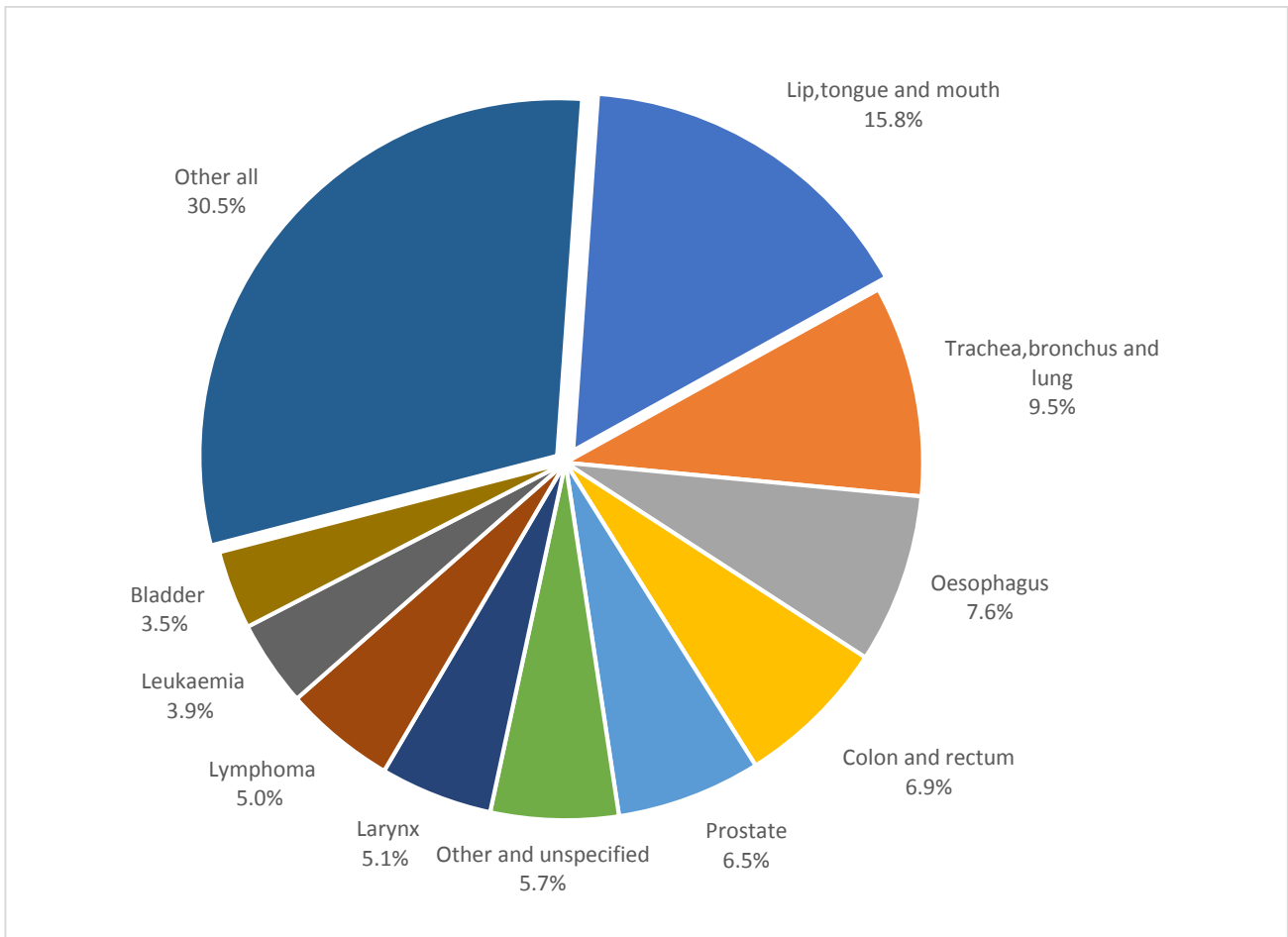
Age group	Male			Female			Total		
	Cases	Population	Incidence	Cases	Population	Incidence	Cases	Population	Incidence
NK	35			29			64		
00-04	117	897	13.0	111	882	12.6	228	1779	12.8
05-09	97	900	10.8	49	883	5.5	146	1783	8.2
10-14	70	846	8.3	69	827	8.3	139	1673	8.3
15-19	88	836	10.5	116	841	13.8	204	1677	12.2
20-24	108	757	14.3	142	807	17.6	250	1564	16.0
25-29	107	759	14.1	239	825	29.0	346	1584	21.8
30-34	205	813	25.2	433	860	50.3	638	1673	38.1
35-39	250	700	35.7	593	738	80.4	843	1438	58.6
40-44	428	675	63.4	875	712	122.9	1303	1387	93.9
45-49	723	631	114.6	1165	681	171.1	1888	1312	143.9
50-54	1187	593	200.2	1595	651	245.0	2782	1244	223.6
55-59	1441	511	282.0	1582	575	275.1	3023	1086	278.4
60-64	1709	434	393.8	1720	502	342.6	3429	936	366.3
65-69	1632	289	564.7	1372	357	384.3	3004	646	465.0
70-74	1315	186	707.0	1092	235	464.7	2407	421	571.7
75-98	1342	229	586.0	1069	339	315.3	2411	568	424.5
Total	10854	10056	107.9	12251	10715	114.3	23105	20771	111.2

Leading cancer sites - 2014

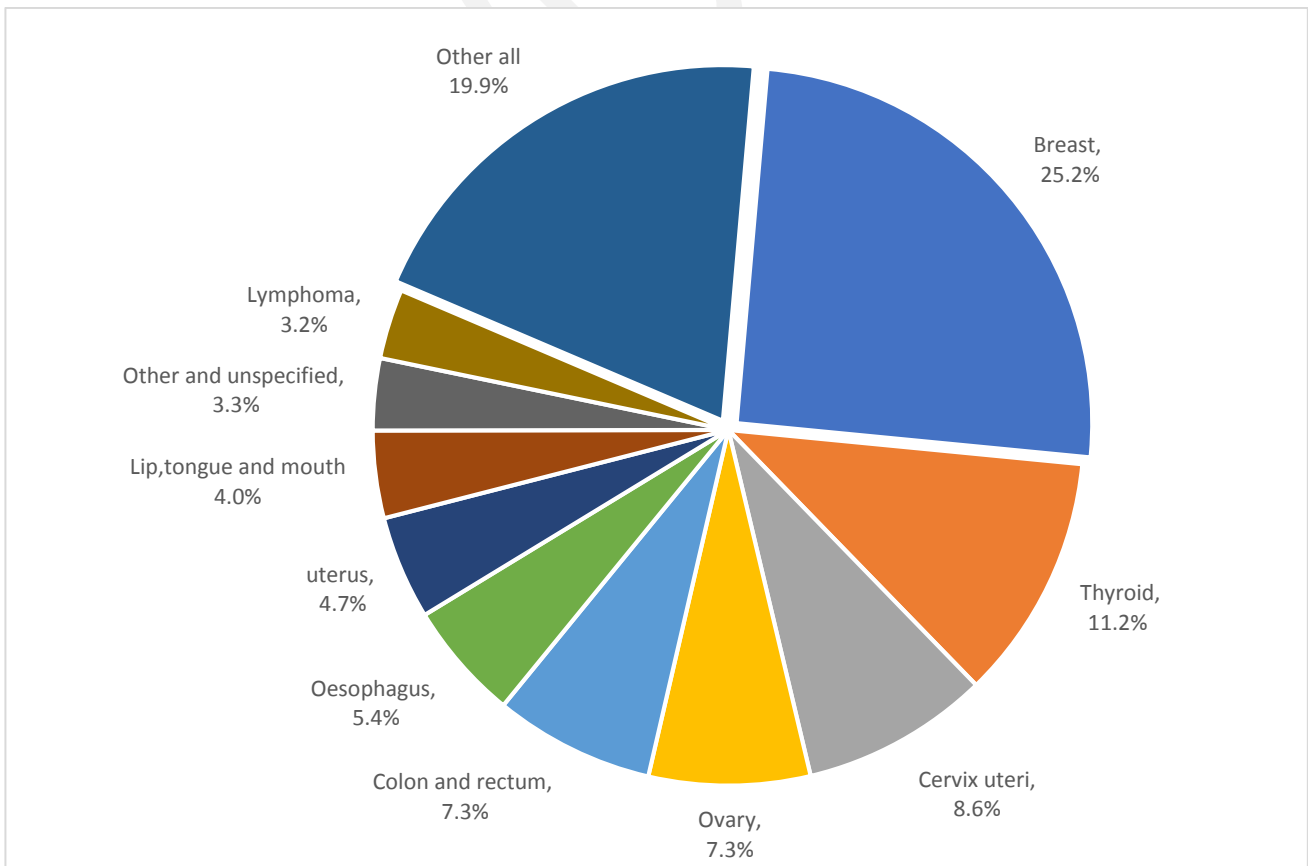
Rank	Male				Female				All			
	Site	No	CR	ASR	Site	No	CR	ASR	Site	No	CR	ASR
1	Lip, tongue and mouth	1712	17.0	15.6	Breast	3085	28.8	24.3	Breast	3165	15.2	13.3
2	Trachea, bronchus and lung	1032	10.3	9.6	Thyroid	1373	12.8	11.3	Lip, tongue and mouth	2199	10.6	9.2
3	Oesophagus	828	8.2	7.7	Cervix uteri	1049	9.8	8.2	Cervix uteri	1049	9.8	8.2
4	Colon and rectum	746	7.4	6.9	Ovary	900	8.4	7.2	Ovary	900	8.4	7.2
5	Prostate	705	7.0	6.7	Colon and rectum	894	8.3	6.9	Thyroid	1661	8.0	7.1
6	Other and unspecified	624	6.2	5.7	Oesophagus	661	6.2	5.0	Colon and rectum	1640	7.9	6.9
7	Larynx	549	5.5	5.1	Uterus	578	5.4	4.5	Oesophagus	1489	7.2	6.2
8	Lymphoma	547	5.4	5.2	Lip, tongue and mouth	487	4.5	3.7	Prostate	705	7.0	6.7
9	Leukaemia	420	4.2	4.2	Other and unspecified	401	3.7	3.1	Trachea, bronchus and lung	1316	6.3	5.5
10	Bladder	384	3.8	3.6	Lymphoma	389	3.6	3.3	Uterus	578	5.4	4.5
All		10854	107.9	100.8	12251		114.3	97.4	23105		111.2	98.1

CR: Crude rate per 100,000 population

ASR: Age standardized rate per 100,000 world population



Proportion of leading cancers, Male - 2014



Proportion of leading cancers, Female - 2014

Cancer cases by age group - Male 2014

ICD 10 Site	NK	00-04	05-09	10-14	15-19	20-24	25-29	30-34	35-39	40-44	45-49	50-54	55-59	60-64	65-69	70-74	75-98	Total
C00 Lip	1	0	0	0	0	0	0	0	2	5	4	11	6	10	9	8	6	62
C01-C02 Tongue	1	0	0	0	0	1	2	6	15	38	79	94	102	86	72	45	51	592
C03-C06 Mouth	3	0	1	1	0	0	2	8	10	53	84	133	165	168	162	129	138	1057
C07-C08 Salivary gland	1	0	0	6	2	2	1	8	7	8	5	14	10	9	11	9	12	105
C09 Tonsil	0	0	0	0	0	0	0	0	0	9	20	44	21	26	20	16	16	172
C10 Oropharynx	1	0	0	0	0	0	0	0	3	8	10	19	27	13	18	17	4	120
C11 Nasopharynx	0	0	0	0	0	2	1	0	0	1	3	7	3	3	8	8	1	37
C12-C13 Hypopharynx	0	0	0	0	0	0	0	0	2	11	18	34	40	48	32	33	36	254
C14 Pharynx unspecified	0	0	0	0	0	0	0	0	0	3	5	9	15	9	4	6	9	60
C15 Oesophagus	2	0	0	0	0	0	0	5	9	18	51	96	130	133	150	123	111	828
C16 Stomach	2	0	0	0	0	1	0	1	6	5	19	49	64	59	63	57	35	361
C17 Small intestine	0	0	0	0	0	0	0	0	2	0	3	4	4	11	6	2	6	38
C18 Colon	0	0	0	1	3	1	3	9	12	16	26	37	35	57	49	44	40	333
C19- C20 Rectum	2	0	0	0	1	1	3	9	9	20	20	24	59	71	68	61	65	413
C21 Anus	0	0	0	0	0	0	0	0	1	1	1	5	5	9	9	12	11	54
C22 Liver	4	7	2	0	1	0	0	3	2	1	9	17	17	33	35	34	24	189
C23-C24 Gallbladder etc.	0	0	0	0	0	0	1	2	1	1	8	11	13	12	11	8	1	69
C25 Pancreas	0	0	0	0	0	1	1	1	1	3	4	15	7	19	9	7	7	75
C30-C31 Nose, sinuses, etc.	0	2	1	0	1	1	1	0	3	4	5	12	7	11	18	10	5	81
C32 Larynx	0	0	0	0	0	1	0	4	6	7	31	65	87	116	88	80	64	549
C33-C34 Trachea, Bronchus and lung	3	0	1	0	0	2	2	4	9	25	52	107	171	215	208	128	105	1032
C37-C38 Other thoracic organ	0	1	1	2	1	1	2	5	1	1	2	4	6	2	5	1	2	37
C40-C41 Bone	0	2	5	18	10	8	2	7	1	3	2	3	1	6	2	0	2	72
C43 Melanoma	0	0	0	1	1	0	0	1	3	0	7	3	6	9	8	4	8	51
C44 Skin other	1	1	1	0	0	3	3	4	10	10	20	28	34	41	25	26	34	241
C45 Mesothelioma	0	0	0	0	0	0	0	0	1	0	0	2	0	1	1	0	1	6
C46 Kaposi sarcoma	0	0	0	0	0	0	0	0	1	0	0	0	0	0	0	0	0	1
C47-C48 Connective and soft tissue	0	2	3	3	5	4	3	11	5	8	9	12	14	7	6	9	8	109
C50 Breast	1	0	0	0	0	0	1	1	3	10	7	9	8	11	9	9	11	80
C60 Penis	0	0	0	0	0	0	0	1	2	8	8	10	15	13	11	9	13	90
C61 Prostate	3	0	0	0	0	0	0	1	2	1	2	17	54	104	149	152	220	705
C62 Testis	0	8	2	0	2	4	9	7	4	5	0	2	2	5	1	0	0	51
C63 Male genital organ	0	0	0	0	0	0	0	0	0	0	1	1	1	2	2	2	1	10
C64 Kidney	0	8	1	1	1	0	2	5	12	11	11	23	27	31	23	18	13	187
C65 Renal pelvis	0	0	0	0	0	0	0	0	0	0	0	2	0	1	1	0	0	4
C66 ureter	0	0	0	0	0	0	0	0	0	0	0	0	0	1	0	0	0	1
C67 Bladder	1	0	0	0	0	1	3	1	7	9	17	34	53	65	67	56	70	384

ICD 10 Site	NK	00-04	05-09	10-14	15-19	20-24	25-29	30-34	35-39	40-44	45-49	50-54	55-59	60-64	65-69	70-74	75+	Total
C68 Other urinary organ	0	0	0	0	0	0	0	0	0	0	0	0	0	1	1	0	1	3
C69 Eye and adnexa	0	13	2	0	0	0	0	2	1	0	1	0	0	1	0	0	3	23
C70-C72 Brain, nervous system	1	9	16	7	3	4	5	15	13	18	16	24	18	18	14	13	7	201
C73 Thyroid	0	0	0	1	8	22	19	31	35	27	28	25	29	22	15	13	14	289
C74 Adrenal gland	0	3	3	1	0	0	1	0	0	0	0	0	1	2	1	0	0	12
C75 Other endocrine gland	0	0	0	1	1	0	0	0	0	0	0	0	0	0	0	0	0	2
C26, C48, C76 - C80 Other and unspecified	6	2	3	0	4	2	8	8	8	28	47	81	75	107	105	72	68	624
C81 Hodgkin lymphoma	0	2	2	1	3	17	7	7	4	10	6	11	2	11	6	3	6	98
C82-C85, C96 Non-Hodgkin lymphoma	2	12	9	8	11	11	10	12	17	20	33	39	47	67	55	42	54	449
C90 Multiple myeloma	0	0	0	0	1	0	0	2	1	1	14	28	30	36	37	29	25	204
C91 Lymphoid leukaemia	0	37	40	13	17	7	5	9	5	8	7	5	9	5	12	3	9	191
C92-C94 Myeloid leukaemia	0	7	4	5	10	10	8	12	14	13	26	17	19	16	25	12	23	221
C95 Leukaemia of unspecified cell type	0	0	0	0	2	1	2	2	0	0	1	0	0	0	0	0	0	8
D45, D47 Myeloproliferative disorder	0	0	0	0	0	0	0	0	0	0	0	0	1	2	0	1	0	4
D46 Myelodysplastic syndrome	0	1	0	0	0	0	0	1	0	0	1	0	1	4	1	4	2	15
All	35	117	97	70	88	108	107	205	250	428	723	1187	1441	1709	1632	1315	1342	10854

Cancer cases by age group - Female 2014

ICD 10 site	Age Group																	Total
	NK	00-04	05-09	10-14	15-19	20-24	25-29	30-34	35-39	40-44	45-49	50-54	55-59	60-64	65-69	70-74	75-98	
C00 Lip	0	1	0	0	0	0	0	0	0	0	1	1	2	4	1	0	3	13
C01-C02 Tongue	0	0	0	0	0	0	1	4	5	5	10	22	17	20	15	13	20	132
C03-C06 Mouth	1	0	1	0	1	2	2	3	3	12	20	35	42	44	62	55	59	342
C07-C08 Salivary gland	0	1	0	0	0	2	2	5	3	4	5	7	7	7	5	4	3	55
C09 Tonsil	0	0	0	0	0	0	0	1	0	2	0	2	2	2	2	2	1	14
C10 Oropharynx	0	0	0	0	0	0	0	0	0	0	1	2	2	2	3	6	1	17
C11 Nasopharynx	0	0	0	0	1	3	2	0	0	0	2	0	0	3	0	0	0	11
C12-C13 Hypopharynx	0	0	0	0	0	0	0	0	0	1	4	7	10	16	16	11	8	73
C14 Pharynx unspecified	0	0	0	0	0	0	0	0	0	0	2	3	1	2	2	4	3	17
C15 Oesophagus	4	0	0	0	1	0	0	3	4	9	33	66	72	127	106	101	135	661
C16 Stomach	0	0	0	1	1	1	1	0	4	10	7	29	24	26	40	26	30	200
C17 Small intestine	0	0	0	1	0	0	0	1	0	1	4	5	12	5	4	5	1	39
C18 Colon	2	0	0	1	6	0	7	12	16	27	32	45	67	60	48	52	59	434
C19- C20 Rectum	0	0	0	0	0	0	3	10	15	25	36	55	71	72	71	47	55	460
C21 Anus	0	0	0	0	0	0	0	0	0	1	0	3	6	5	7	8	4	34
C22 Liver	1	3	1	0	0	0	0	3	1	0	0	7	5	12	12	13	6	64
C23 Gallbladder	0	0	0	0	0	0	0	1	5	3	5	18	8	16	11	12	6	85
C25 Pancreas	1	0	0	0	0	1	0	0	4	5	6	3	9	10	11	6	9	65
C30-C31 Nose, sinuses, etc.	0	1	0	0	0	0	0	2	2	2	3	3	4	8	0	2	2	29
C32 Larynx	0	0	1	0	0	0	0	0	2	1	1	7	8	10	12	6	1	49
C33-C34 Trachea, Bronchus and lung	1	1	0	0	0	3	2	5	14	15	23	31	41	58	34	32	24	284
C37-C38 Other thoracic organ	0	1	0	0	1	0	1	0	2	2	5	1	5	4	2	0	2	26
C40-C41 Bone	0	1	2	11	11	1	4	1	0	2	2	4	2	2	0	3	2	48
C43 Melanoma	0	0	0	0	0	1	1	1	0	0	2	4	4	6	6	4	9	38
C44 Skin other	1	0	0	0	3	0	1	0	2	3	11	25	18	27	23	25	42	181
C45 Mesothelioma	0	0	0	0	0	0	0	0	0	0	0	0	1	1	0	1	0	3
C47-C48 Connective and soft tissue	1	10	5	2	3	4	4	4	10	11	13	10	10	12	7	5	5	116
C50 Breast	6	0	0	0	0	10	27	78	175	300	423	477	473	418	316	207	175	3085
C51 Vulva	0	0	0	0	0	0	2	2	0	1	1	3	8	4	4	2	15	42
C52 Vagina	0	1	0	0	1	0	0	0	2	0	4	5	6	5	5	6	17	52
C53 Cervix uteri	0	0	0	0	0	0	2	8	32	64	125	158	164	166	131	92	107	1049
C54 Corpus uteri	1	0	1	0	0	1	1	10	7	16	20	70	109	110	87	53	26	512
C55 Uterus	0	0	0	0	0	0	0	1	1	7	5	12	9	16	10	3	2	66
C56 Ovary	0	2	2	6	12	20	18	32	27	66	94	152	140	126	89	67	47	900
C57 Female genital organ	1	0	0	0	0	0	0	0	0	2	5	9	5	3	1	2	1	29
C58 Placenta	0	0	0	0	0	0	3	3	1	1	0	1	0	0	0	0	0	9
C64 Kidney	0	11	2	0	1	0	0	1	2	4	4	8	8	7	6	8	6	68
C65 Renal pelvis	0	0	0	0	0	0	0	0	1	0	0	0	0	0	0	0	0	1
C66 ureter	0	0	0	0	0	0	0	0	0	0	0	0	0	1	0	0	2	3

ICD 10 site	NK	00-04	05-09	10-14	15-19	20-24	25-29	30-34	35-39	40-44	45-49	50-54	55-59	60-64	65-69	70-74	75-98	Total
C67 Bladder	0	1	0	0	0	0	2	0	1	4	6	6	12	16	16	12	21	97
C69 Eye and adnexa	0	19	1	1	0	0	0	0	0	0	1	1	3	3	1	1	1	32
C70-C72 Brain, nervous system	0	5	10	11	7	6	4	13	5	10	14	13	14	15	5	9	5	146
C73 Thyroid	4	0	2	10	37	58	115	195	200	201	129	140	71	83	45	52	31	1373
C74 Adrenal gland	0	8	0	0	0	0	0	0	0	0	2	1	1	1	0	0	1	14
C75 Other endocrine gland	0	0	1	0	0	0	0	0	0	0	0	1	0	1	0	0	0	3
C26, C48, C76 - C80 Other and unspecified	5	5	1	1	2	1	1	11	12	19	34	54	39	71	58	49	38	401
C81 Hodgkin lymphoma	0	0	0	2	8	13	10	4	6	2	5	4	4	4	3	1	5	71
C85-C86, C96 Non-Hodgkin lymphoma	0	7	2	3	10	8	14	4	11	14	37	26	20	50	43	37	32	318
C90 Multiple myeloma	0	0	0	0	0	0	0	0	1	4	10	29	24	34	28	25	19	174
C91 Lymphoid leukaemia	0	28	16	15	4	2	0	2	2	7	1	7	5	6	3	4	8	110
C92-C94 Myeloid leukaemia	0	5	1	3	6	5	9	11	14	12	16	19	14	13	16	16	13	173
C95 Leukaemia of unspecified cell type	0	0	0	0	0	0	0	0	0	0	0	0	2	1	0	0	0	3
D45,D47 Myeloproliferative disorder	0	0	0	0	0	0	0	0	1	0	0	2	0	1	0	0	1	5
D46 Myelodysplastic syndrome	0	0	0	1	0	0	0	2	0	0	1	2	1	4	5	3	6	25
All	29	111	49	69	116	142	239	433	593	875	1165	1595	1582	1720	1372	1092	1069	12251