



# **Cancer Incidence Data: Sri Lanka Year 2001-2005**



**Cancer Registry  
National Cancer Control Programme  
555, Elvitigala Mawatha  
Colombo 05  
Sri Lanka**

© National Cancer Control Programme - 2009

7th Publication

Data collection and analysis:

Dr K G Nirmala Jayanthi  
Dr Lahiruwan Somaratne  
Dr Nayomi Walpola  
Dr Chaminda Wickramasinghe  
Mr Mahinda Sirikumara  
Dr D Pradeep Randil  
Dr Derrick Wijesuriya  
Dr V Kalhara Batuwana  
Dr Pramod C Chandrasinghe

The statistical analysis of this publication was primarily done by Dr Anuradhani Kasturiratne of the Faculty of Medicine, University of Kelaniya under the supervision of Dr M A Y Ariyaratne, Director/ NCCP.

Support Staff:

Saman Kumara Mahalekam  
U K Sumanasiri  
I W Suneetha  
Thushari Dhammika  
Indika Lakmal  
K A Hemasiri

ISBN: 978-955-9099-07-9

Printed By:  
Gunaratne Offset Ltd  
Wellampitiya

## **Message by the Minister of Healthcare & Nutrition**



It gives me great pleasure to release this short message at the occasion of the publication of the 7th edition of the Sri Lanka Cancer Registry.

As Sri Lanka develops, the pattern of disease in Sri Lanka is becoming increasingly similar to that of developed countries, with the incidence and prevalence of non-communicable diseases (NCDs) increasing rapidly. Among these NCDs, cancers are an especially grave problem as they give rise to a significant amount of morbidity and mortality.

In the Health Master Plan initiated by me, the Ministry of Healthcare & Nutrition has clearly identified the importance of developing timely interventions to combat this NCD epidemic and it is in the process of developing facilities for early detection of malignancy and improved cancer therapy.

The cancer registry is an important tool in this process that will help us to identify areas that we need to concentrate our resources on. It will also provide valuable information to Professionals engaged in cancer research. The aim of the Ministry of Healthcare & Nutrition is to convert the current hospital based publication into a population based cancer registry and I am confident that this can be achieved in the near future.

I would like to thank the WHO for supporting the printing of this publication and I would also like to take this opportunity to congratulate and thank the Director and the staff of the National Cancer Control Programme for their hard work in making this registry a reality.

**Hon Nimal Siripala de Silva**  
Minister of Healthcare & Nutrition



## **Message by the Secretary/ Ministry of Healthcare & Nutrition**



I am pleased to release this message at the occasion in which the National Cancer Control Program is to publish the Sri Lanka Cancer Registry.

This registry contains cancer incidence data from all cancer units in the country for the period 2001 to 2005. This data will be invaluable to professionals engaged in cancer research in order to analyse genetic, environmental, geographic, ethnic and other differences that provide clues to causative and other associated risk factors.

This data will also aid the Ministry of Healthcare & Nutrition in planning the future expansion of cancer therapy in Sri Lanka as well as helping to identify priority areas where specific interventional programs need to be instituted.

At a time when Sri Lanka is striving to achieve international standards in healthcare, this publication of the country's cancer data will put us on par with the practices of the developed world.

The ultimate goal would be to create a population based cancer registry in Sri Lanka which I hope the National Cancer Control Program can achieve by the time the next edition is published.

I wish to express my appreciation to the World Health Organization for supporting us in the efforts to create a Sri Lanka Cancer Registry and I also wish to thank all the officials who have worked tirelessly to successfully complete this important publication.

**Dr. H.A.P.Kahandaliyanage**  
Secretary  
Ministry of Healthcare & Nutrition



## **Message by the Director General of Health Services**



I am happy to provide this message for the publication of National Cancer Registry data for the period, 2001 to 2005. The National Cancer Control Programme is involved in various aspects of cancer prevention and control in Sri Lanka and the National Cancer Registry is one such activity.

The NCCP has published hospital based cancer incidence data since 1985. This is the only such publication in Sri Lanka covering the entire island.

I am confident this publication will be an invaluable resource for policy makers and clinicians alike in making decisions regarding policy and patient care. I hope the NCCP will be able to carry on the good work and continue to publish the National Cancer Registry in the future too.

I would like to express my sincere gratitude for the World Health Organisation who have provided the necessary funds for printing the registry.

**Dr U A Mendis**  
Director General of Health Services





## FOREWORD



The data with regard to incidence and prevalence of a disease condition is very important to take decisions pertaining to making available facilities for treatment as well as for preventive work. In fact, any decision made without this basic factual knowledge stands to lose its usefulness as the cost-effectiveness and benefit will be minimal and wastage will be high. The basis of any research is epidemiological analysis and the database of the NCCP is the only countrywide database on cancers in Sri Lanka.

The whole team of the NCCP including myself is very pleased and takes pride in making this publication of cancer incidence data 2001-2005. Prior to this, we had to collect, analyse and publish data, only once in 5 years. Therefore, this publication of data for five consecutive years is a great step toward improvement of the cancer registry in Sri Lanka.

This publication gives the data of cancer patients registered during the period 2001-2005 in Sri Lanka. There are statistics on cancers in general and on individual types of cancer. I am grateful to Drs. Nirmala Jayanthi, Lahiruwan Somaratne, Nayomi Walpola and Chaminda Wickramasinghe, Mr Mahinda Sirikumara, Mrs. Sriya Walisundara and staff members Indika Lakmal, K A Hemasiri, I W Suneetha, Thushari Dhammika, Saman Kumara Mahalekam and U K Sumanasiri for their excellent teamwork in collecting the data. The computer work done by Nayomi Kanchana and Ashani Hettiarachchi is highly commendable. Japan International Cooperation Agency (JICA) helped us with providing the research assistants for data collection and their contribution to this publication is very much appreciated.

The assistance given by the staff of the Department of Public Health, Faculty of Medicine, University of Kelaniya with Prof. Rajitha Wickramasinghe and Dr. Anuradhani Kasturiratne was a main factor which enabled us to publish this data on time.

The usefulness of a database is measured by the amount of usage, the same is being put to. Therefore, it is my privilege to invite all researchers and officials involved in the health sector planning and implementation and academics to make the best use of this publication.

**Dr M A Y Ariyaratne MBBS, MD**  
Director/ NCCP



# Table of contents

Foreword

Message from Hon. Minister of Healthcare and Nutrition

Message from Secretary to the Ministry of Healthcare and Nutrition

Message from Director General of Health Services

Message from the current Director/ National Cancer Control Programme

## Part Ia: Cancer Incidence Data: 2005

Graph	01	General population of Sri Lanka by age group
Table	01	General population: Sex distribution
Table	02	Statistics on doctors, hospitals and beds
Table	03	Cancer mortality data: 1985 - 2003
Graph	02	Crude hospital death rates: 1996 - 2003
Table	04	Cancer mortality rates: 2001
Table	05	Cancer incidence in Sri Lanka: 1985 - 2005
Table	06	Overall cancer incidence 2005, by age and sex
Graph	03	Cancer vs. age: 2005
Table	07	Leading cancer sites: 2005
Graph	04	Leading cancer sites: 2005
Graph	05	Leading cancers by age groups: 0 - 14: 2005
Graph	06	Leading cancers by age groups: 15 -34: 2005
		Leading cancers by age groups: 35 -49: 2005
		Leading cancers by age groups: 50 -64: 2005
		Leading cancers by age groups: 65 and above: 2005
Graph	07	Age standardised rate: male and female: 1985 - 2005
Graph	08	Percentage changes in ASR for selected cancer: 1995 - 2005
Table	08	Number of cancer cases by ethnicity, sex and sub site
Table	09	Number of cancer cases by age group, male: 2005
		Number of cancer cases by age group, female: 2005
Table	10	Number of cancer cases by histological type and sub site

## Part Ib

Table	11	Lip, oral cavity and pharynx
Table	12	Lip and anterior part of oral cavity
Table	13	Posterior part of oral cavity and pharynx
Table	14	Tongue
Table	15	Esophagus
Table	16	Stomach
Table	17	Colon, rectum and rectosigmoid junction
Table	18	Colon
Table	19	Rectum, anal canal and anus
Table	20	Larynx
Table	21	Trachea, bronchus and lung
Table	22	Haematopoietic and reticuloendothelial system
Table	23	Skin
Table	24	Breast
Table	25	Cervix uteri
Table	26	Ovary and other female genital organs
Table	27	Prostate
Table	28	Bladder
Table	29	Brain
Table	30	Thyroid gland

Part Ic

Table	31	Cancer treatment: 2005
Table	32	Cancer survival status by age group, ethnicity and sub site
Table	33	Cancer incidence by geography: 2005

Part IIa : Cancer Incidence Data: 2001 - 2005

Table xx	Cancer incidence by reporting year, sex and sub-site: 2001 – 2005
Table xx	Cancer incidence by ethnicity, sex and sub-site: 2001 – 2005
Table xx	Cancer incidence by age group and sub-site, males: 2001 - 2005
Table xx	Cancer incidence by age group and sub-site, females: 2001 – 2005
Table xx	Cancer incidence by histological type and sub-site: 2001 – 2005

Part IIb

Table	11	Lip, oral cavity and pharynx
Table	12	Lip and anterior part of oral cavity
Table	13	Posterior part of oral cavity and pharynx
Table	14	Tongue
Table	15	Esophagus
Table	16	Stomach
Table	17	Colon, rectum and rectosigmoid junction
Table	18	Colon
Table	19	Rectum, anal canal and anus
Table	20	Larynx
Table	21	Trachea, bronchus and lung
Table	22	Haematopoietic and reticuloendothelial system
Table	23	Skin
Table	24	Breast
Table	25	Cervix uteri
Table	26	Ovary and other female genital organs
Table	27	Prostate
Table	28	Bladder
Table	29	Brain
Table	30	Thyroid gland

Appendices

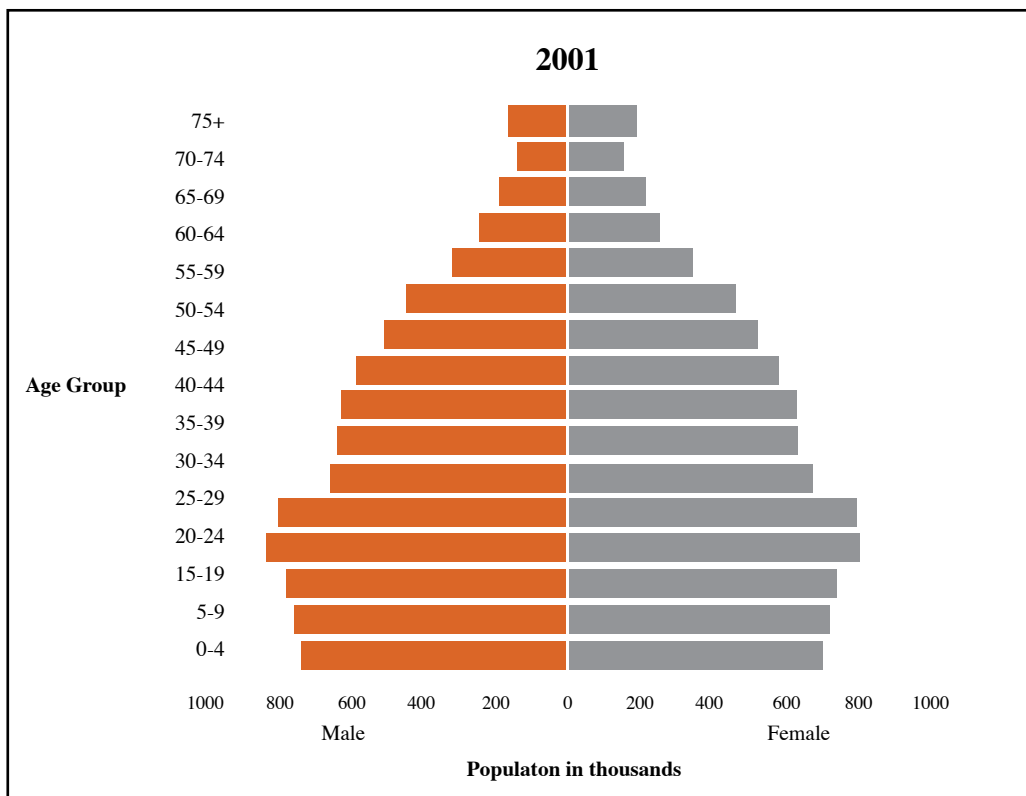
Appendix i : Statistical Terminology

Appendix ii : List of References

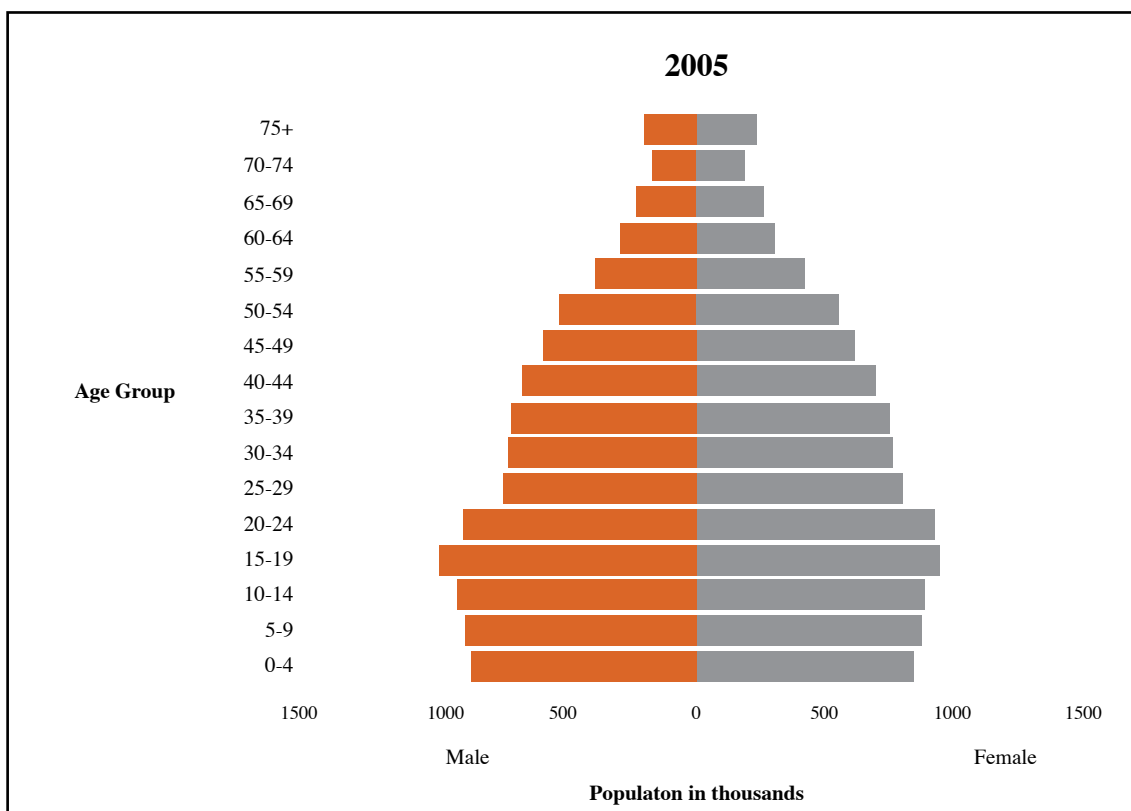
# **Cancer Incidence Data**

# **2005**

**Graph 01 General population of Sri Lanka by 5-year age groups**



Source: *Census of Population and Housing 2001- enumerated population in 18 districts (excludes Jaffna, Mannar, Vavuniya, Mullaitivu, Kilinochchi, Trincomalee and Batticaloa districts)*



Source: *Department of Census and Statistics – Sri Lanka  
Estimated population 2005*

**Table 1 General Population: Sex Distribution**

Population ('000)	Year			
	1981	1991	2001	2005
Male	6,497	8,792	9,267	9,718
Female	6,265	8,455	9,465	9,950
Sex ratio <sup>1</sup>	103.7	104.0	97.9	97.7

<sup>1</sup> Number of males per 100 females

Source: Department of Census and Statistics

**Denominators used for calculations in Cancer Registry**

Population ('000)	Year				
	1985	1990	1995	2000	2005
Male	8,076	8,661	9,246	9,870	9,718
Female	7,766	8,332	8,890	9,489	9,950
Total	15,842	6,993	18,136	19,359	19,668

Source: Registrar General's Department and Department of Census and Statistics

**Table 2 Statistics on doctors, hospitals and hospital beds**

(Government institutions -1980-2005)

	Year					
	1980	1985	1990	1995	2000	2005
Doctors <sup>1</sup>	2,273	2,353	2,757	5,048	8,600	11,152
Population per doctor	6,573	6,733	5,258	3,593	2,251	1,764
Hospitals	480	490	422	467	558	608
Beds	43,389	44,861	42,079	47,665	57,027	61,594
<b>Cancer Unit beds</b>						
Maharagama	NA	NA	509	533	637	701
Kandy	NA	NA	NA	NA	82	95
Galle	NA	NA	NA	NA	79	149
Anuradhapura	NA	NA	NA	NA	29	29
Badulla	NA	NA	NA	NA	NA	54
Beds per 1000 population	2.9	2.8	2.9	2.9	2.9	3.2

<sup>1</sup> Includes dental surgeons and medical officers in curative, administrative and preventive services

<sup>2</sup> Excludes North and Eastern provinces

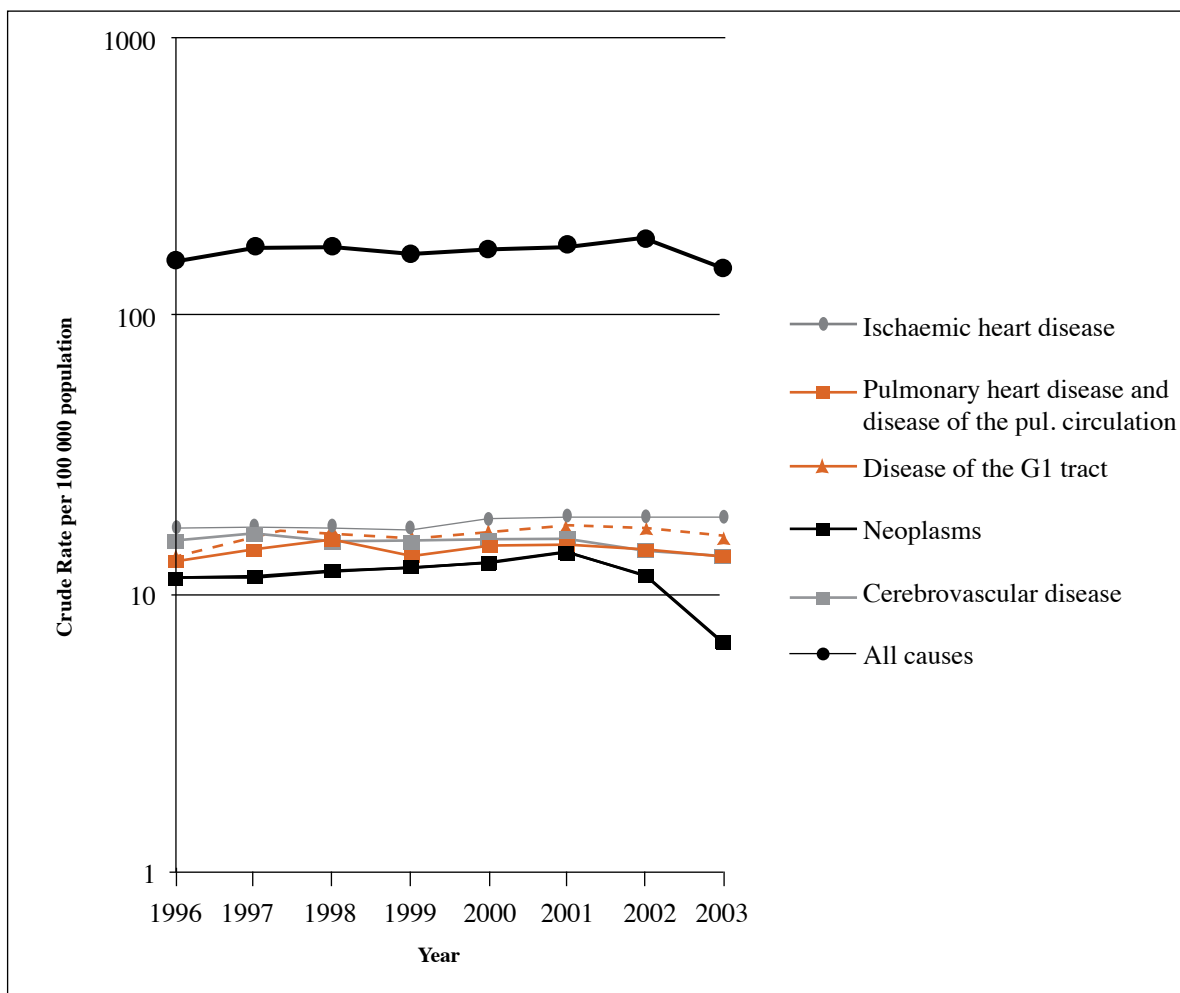
Source: Medical Statistics Unit, Ministry of Health

**Table 3 - Cancer mortality data 1985-2003**

Year	Population at risk ('000)	Cancer deaths	Crude annual cancer death rate per 100 000	Proportionate mortality rate
1985	15,842	4,416	27.9	4.5
1990	16,993	4,479	26.4	4.6
1995	18,136	5,710	31.5	5.5
2001	18,732	8,063	42.9	7.1
2002	19,014	7,986	42.0	7.1
2003	19,252	8,393	43.6	7.3

Sources: Department of Census and Statistics  
Registrar General's Department

**Graph 2 - Crude hospital death rates 1996-2003**



Source: Medical Statistics Unit, Ministry of Health



**Table 04 - Cancer mortality rates, 2001**

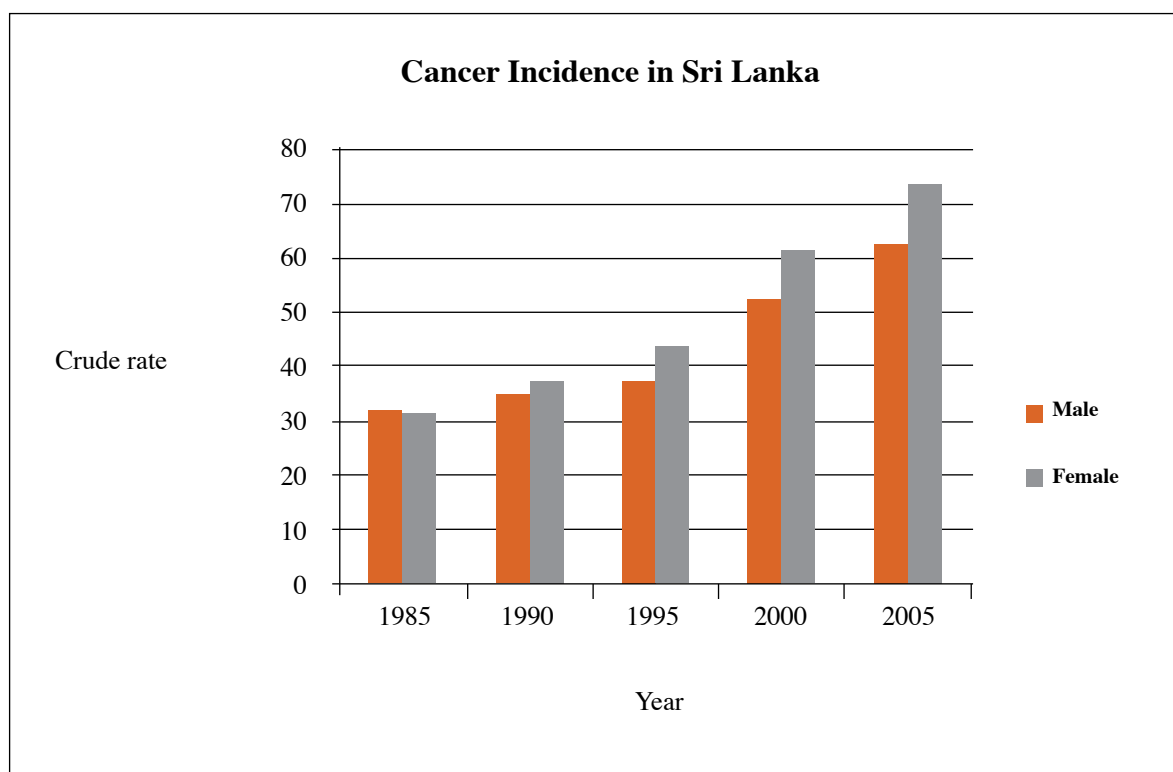
Cause of death	ICD	Male			Female		
		No	CDR	ASR	No	CDR	ASR
1-027 Malignant neoplasm of lip, oral cavity and pharynx	C00-C14	579	5.9	8.7	203	2.1	3.4
1-028 Malignant neoplasm of oesophagus	C15	236	2.4	3.6	210	2.2	3.5
1-029 Malignant neoplasm of stomach	C16	218	2.2	3.2	219	2.3	3.6
1-030 Malignant neoplasm of colon, rectum and anus	C18-C21	53	0.5	0.8	50	0.5	0.8
1-031 Malignant neoplasm of liver and intrahepatic bile ducts	C22	146	1.5	2.2	86	0.9	1.4
1-032 Malignant neoplasm of pancreas	C25	22	0.2	0.3	12	0.1	0.2
1-033 Malignant neoplasm of larynx	C32	32	0.3	0.5	3	0.0	0.0
1-034 Malignant neoplasm of trachea bronchus and lung	C33-C34	414	4.2	6.2	122	1.3	2.0
1-035 Malignant neoplasm of skin	C43	4	0.0	0.0	2	0.0	0.0
1-036 Malignant neoplasm of breast	C50	21	0.2	0.3	308	3.2	4.7
1-037 Malignant neoplasm of cervix uteri	C53	-	-	-	75	0.8	1.2
1-038 Malignant neoplasm of other and unspecified parts of female genital tract	C54-C55	-	-	-	182	1.9	3.0
1-039 Malignant neoplasm of ovary	C56	-	-	-	86	0.9	1.3
1-040 Malignant neoplasm of prostate	C61	55	0.6	0.8	0	0.0	-
1-041 Malignant neoplasm of bladder	C67	61	0.6	0.9	15	0.2	0.3
1-042 Malignant neoplasm of meninges, brain and	C70-C72	96	1.0	1.3	71	0.7	0.9
1-043 Non-Hodgkin lymphoma	C82-C85	83	0.8	1.1	50	0.5	0.8
1-044 Multiple myeloma and malignant plasma cell	C90	41	0.4	0.6	27	0.3	0.5
1-045 Leukaemia	C91-C95	275	2.8	3.3	197	2.1	2.6
1-046 Remainder of malignant neoplasm	C17, C23-C24, C26-C31, C37-C41, C44-C49, C51-C52, C57-C60, C62-C66, C68-C69, C73-C81, C88, C96-C97	1996	20.2	29.3	1730	18.2	28.0
1-047 Remainder of neoplasm	D0-D48	43	0.4	0.5	40	0.4	0.6
1-026 Neoplasm	C00-D48	4375	44.3	63.8	3688	38.9	58.9

**Table 5 - Cancer incidence in Sri Lanka, 1985-2005**

Year	Sex	Number	%	CR	ASR
1985	Male	2 564	51.2	31.7	34.9
	Female	2 448	48.8	31.5	39.4
	<b>Total</b>	<b>5 012</b>		<b>31.6</b>	<b>37.6</b>
1990	Male	2 979	49.1	34.4	38.6
	Female	3 084	50.9	37.0	46.9
	<b>Total</b>	<b>6 063</b>		<b>35.7</b>	<b>43.1</b>
1995	Male	3 450	47.1	37.3	43.6
	Female	3 875	52.9	43.6	58.6
	<b>Total</b>	<b>7 325</b>		<b>40.4</b>	<b>51.2</b>
2000	Male	5 130	47.0	52.0	63.7
	Female	5 795	53.0	61.1	84.9
	<b>Total</b>	<b>10 925</b>		<b>56.4</b>	<b>74.6</b>
2005	Male	6 058	45.3	62.3	68.1
	Female	7 314	54.7	73.4	73.3
	<b>Total</b>	<b>13 372</b>		<b>67.9</b>	<b>70.6</b>

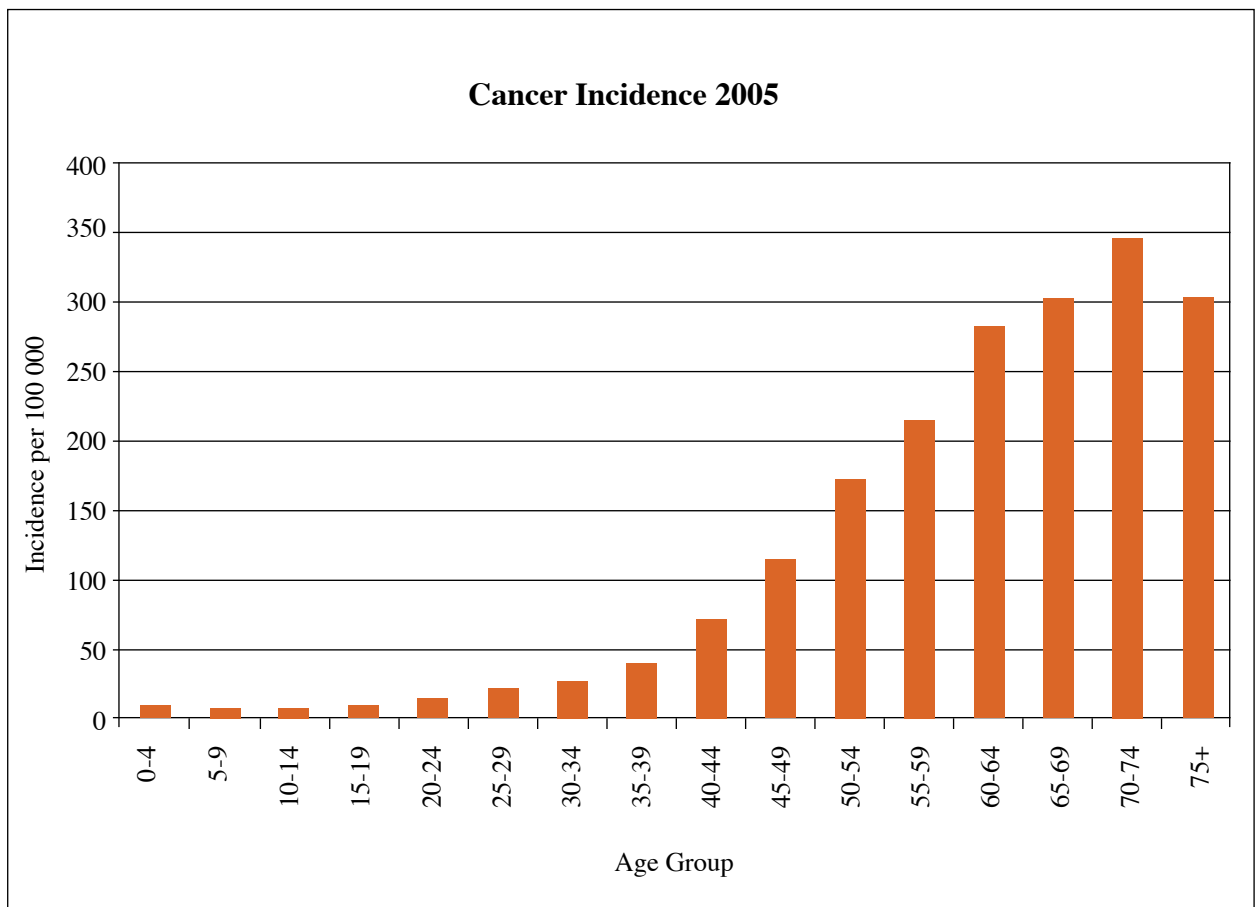
CR: Crude rate per 100 000 population

ASR: Age standardized rate (per 100 000 world population)

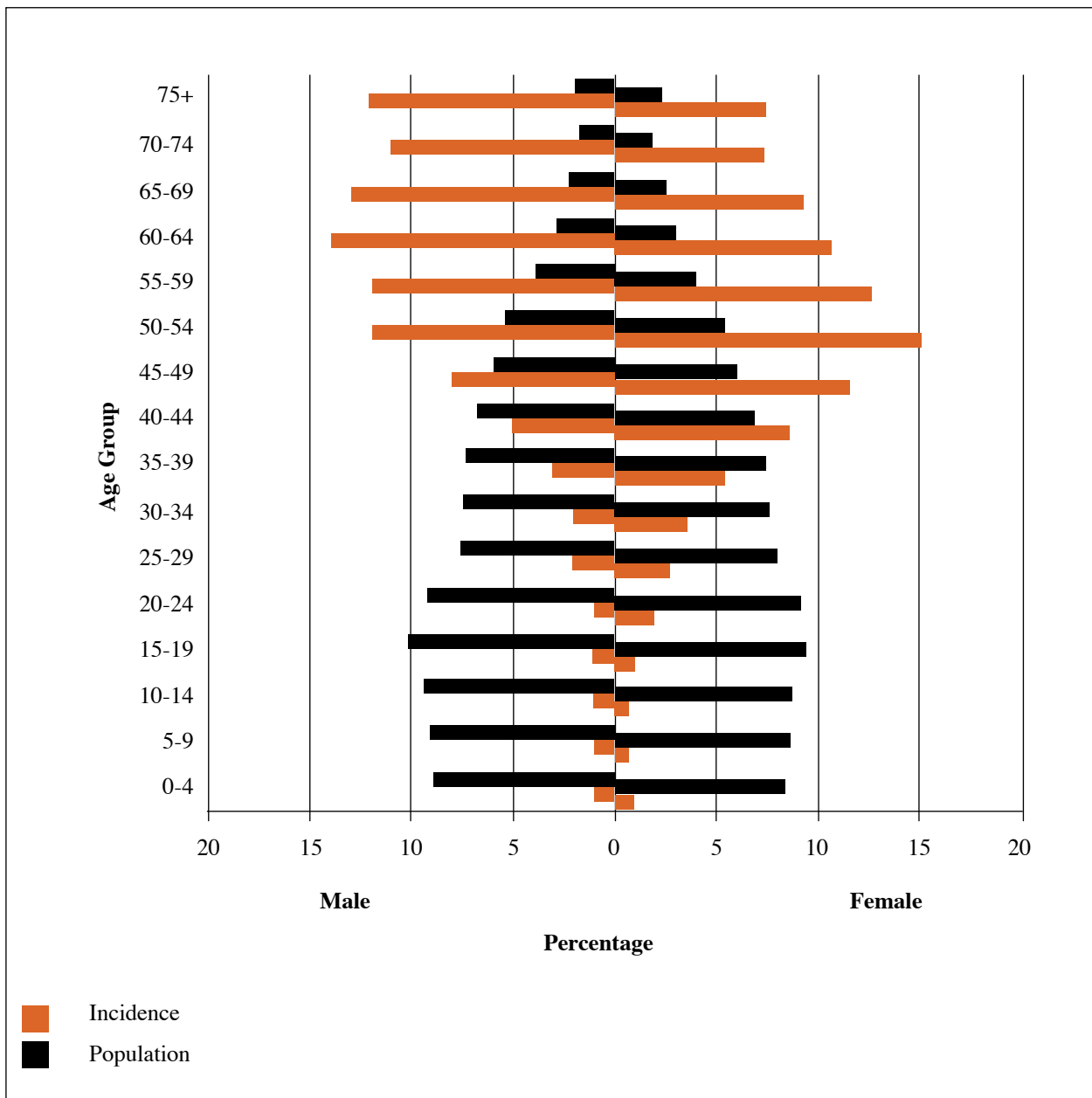


**Table 6 - Overall Cancer Incidence, 2005 by age and sex**

Age Group	Male			Female			Total		
	Cases	Population	Incidence	Cases	Population	Incidence	Cases	Population	Incidence
0-4	63	865	7.3	70	836	8.4	133	1701	7.8
5-9	60	884	6.8	50	866	5.8	110	1750	6.3
10-14	64	913	7.0	59	876	6.7	123	1789	6.9
15-19	87	982	9.0	70	935	7.5	157	1917	8.2
20-24	90	894	10.0	138	915	15.1	228	1809	12.5
25-29	107	739	14.5	194	796	24.5	301	1535	19.7
30-34	123	719	17.1	255	756	33.7	378	1475	25.6
35-39	180	709	25.5	394	746	52.7	574	1455	39.5
40-44	305	661	46.0	633	687	92.1	938	1348	69.5
45-49	497	583	85.4	847	607	139.9	1344	1190	113.2
50-54	723	525	137.9	1109	547	202.2	1832	1072	170.7
55-59	747	379	196.8	934	408	228.2	1681	787	213.1
60-64	841	282	298.6	786	298	263.4	1627	580	280.5
65-69	766	224	341.5	689	259	264.9	1455	483	300.4
70-74	681	165	411.5	538	189	284.1	1219	354	343.5
75+	724	194	373.2	548	229	239.7	1272	423	300.9
<b>Total</b>	<b>6058</b>	<b>9718</b>	<b>62.3</b>	<b>7314</b>	<b>9950</b>	<b>73.4</b>	<b>13372</b>	<b>19668</b>	<b>67.9</b>



**Graph 3 - Cancer vs age 2005**



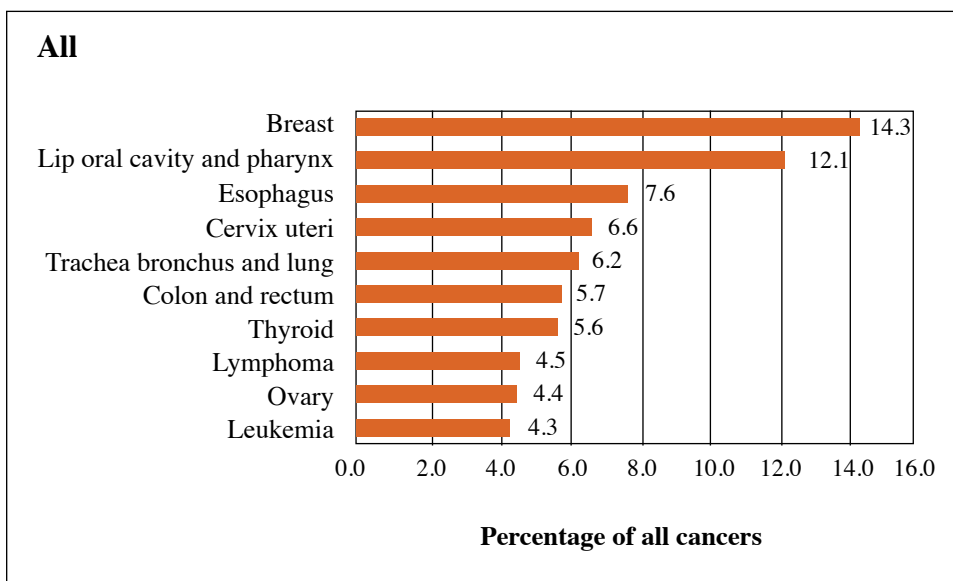
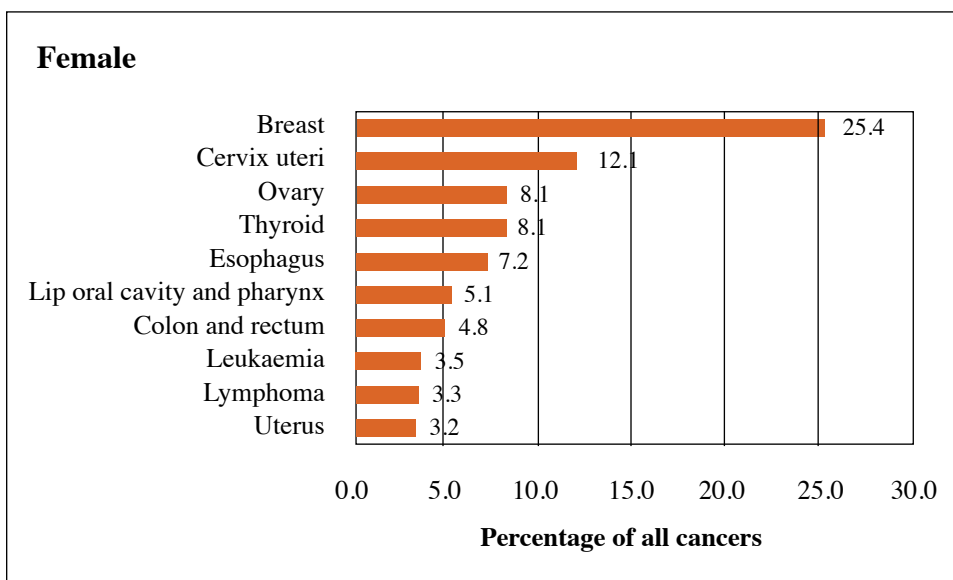
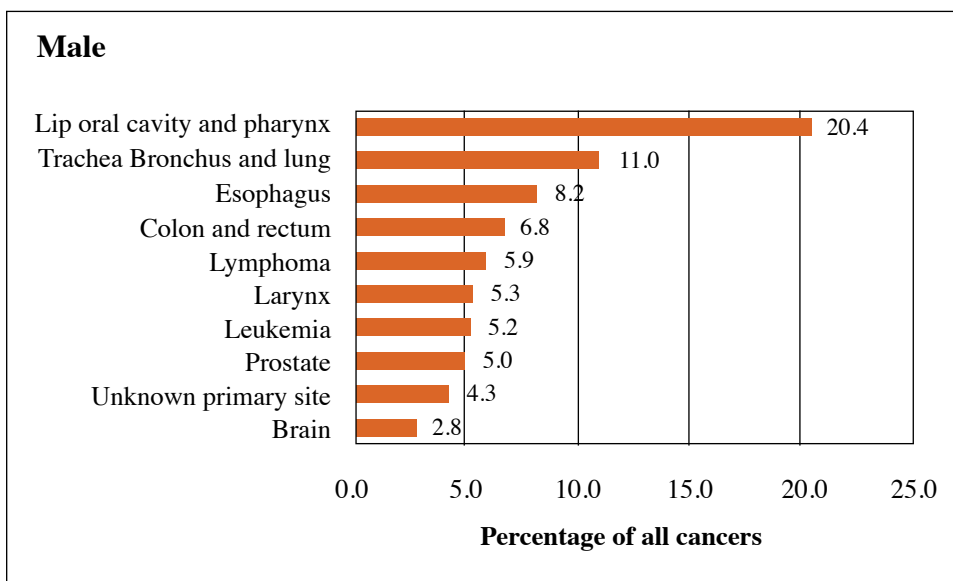
**Table 7 - Leading cancer sites, 2005**

Rank	Male				Female				All			
	Site	No	CR	ASR	Site	No	CR	ASR	Site	No	CR	ASR
1	Lip oral cavity and pharynx	1240	12.7	14.1	Breast	1859	18.7	18.3	Breast	1908	9.7	9.7
2	Trachea bronchus and lung	666	6.9	7.7	Cervix Uteri	881	8.9	8.9	Lip Oral Cavity & Pharynx	1617	8.2	8.7
3	Esophagus	498	5.1	5.8	Ovary	596	6.0	5.9	Esophagus	1022	5.2	5.6
4	Colon & Rectum	388	4.0	4.4	Thyroid	592	6.0	5.6	Cervix Uteri	881	4.5	4.6
5	Lymphoma	360	3.7	3.9	Esophagus	524	5.3	5.5	Trachea Bronchus & Lungs	832	4.2	4.5
6	Larynx	324	3.3	3.7	Lip Oral Cavity & Pharynx	377	3.8	3.8	Thyroid	752	3.8	3.6
7	Leukaemia	313	3.2	3.3	Colon & Rectum	353	3.5	3.6	Colon & Rectum	741	3.8	3.6
8	Prostate	303	3.1	3.5	Leukaemia	257	2.6	2.8	Lymphoma	604	3.1	3.3
9	Unknown Primary Site	257	2.7	2.9	Lymphoma	243	2.4	2.5	Ovary	596	3.0	3.0
10	Brain	171	1.8	1.8	Uterus	237	2.4	2.4	Leukaemia	570	2.9	3.0
	<b>All Sites</b>	<b>6058</b>	<b>62.3</b>	<b>68.1</b>	<b>All Sites</b>	<b>7314</b>	<b>73.4</b>	<b>73.3</b>	<b>All Sites</b>	<b>13372</b>	<b>67.9</b>	<b>70.6</b>

CR: Crude rate per 100,000 population

ASR: Age standardised rate per 100,000 world population

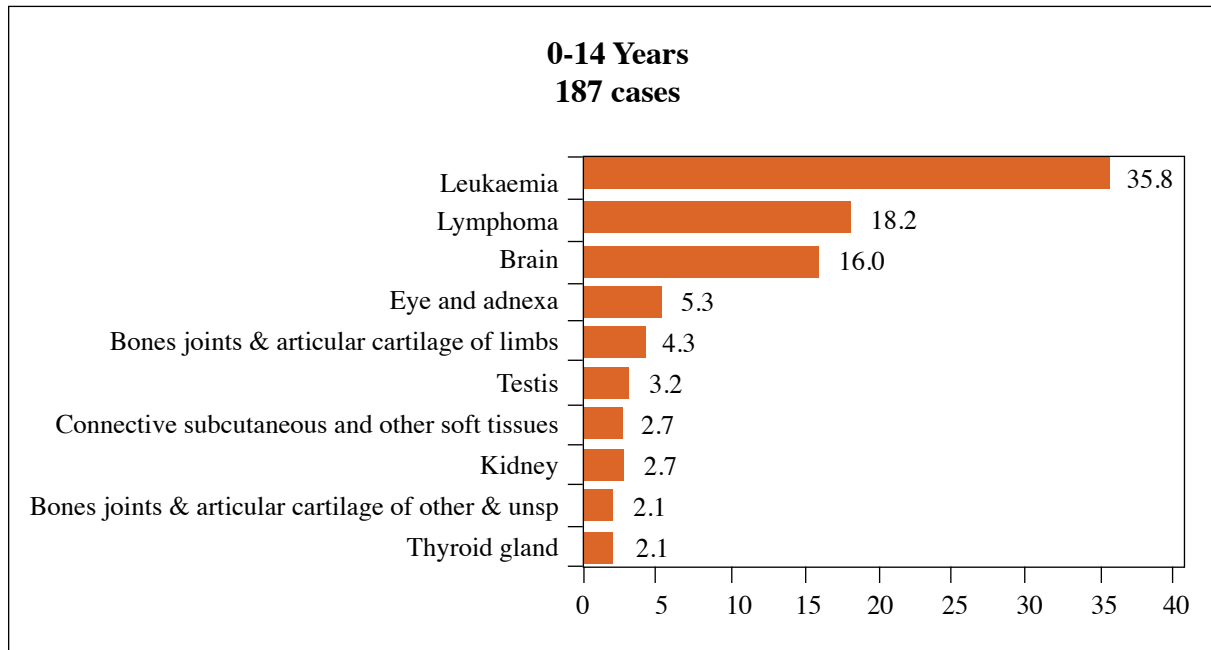
**Graph 4 - Leading cancer sites, 2005**



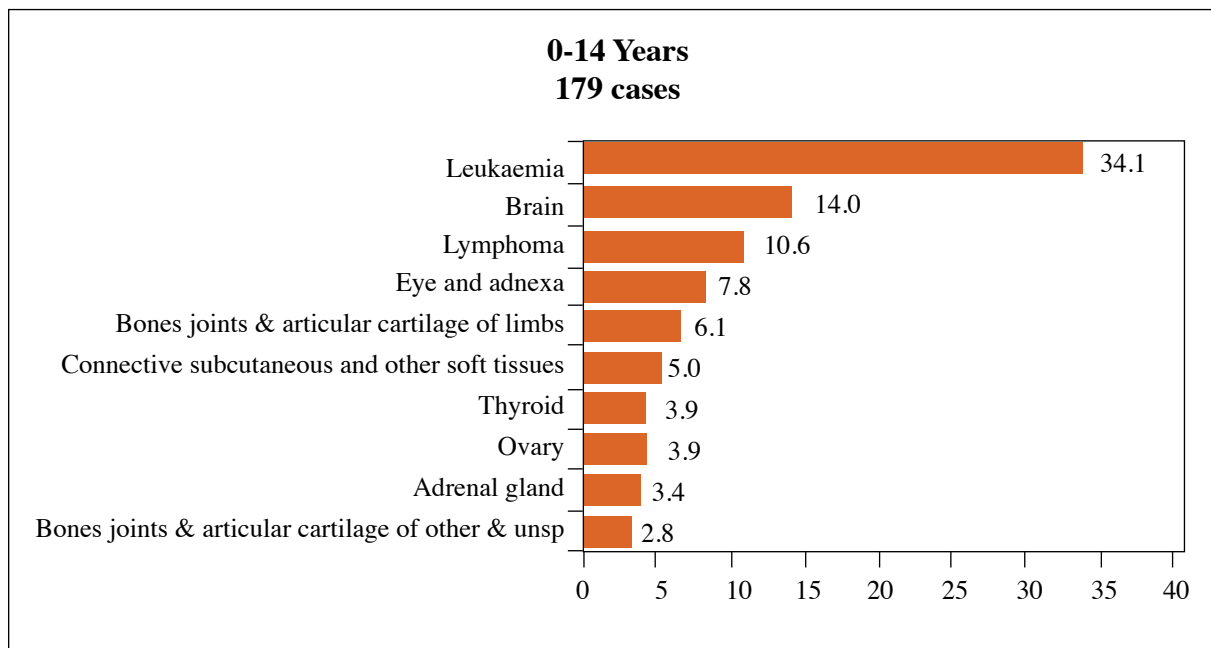
**Graph 6 - Leading cancers by age group**

**0-14 years**

**Male**

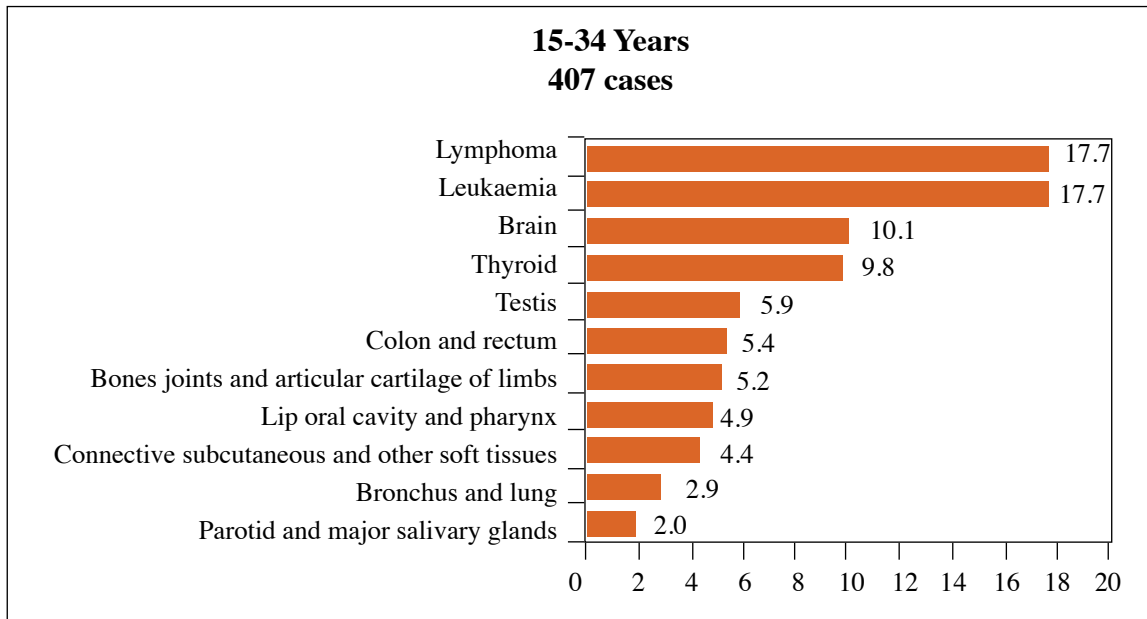


**Female**

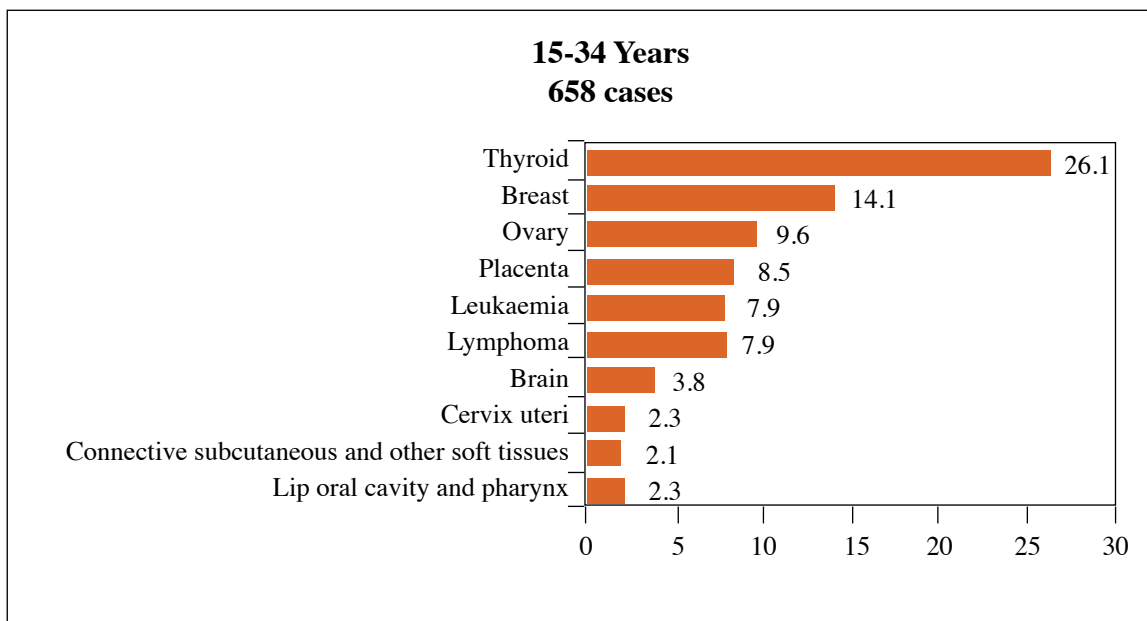


15-34 years

Male



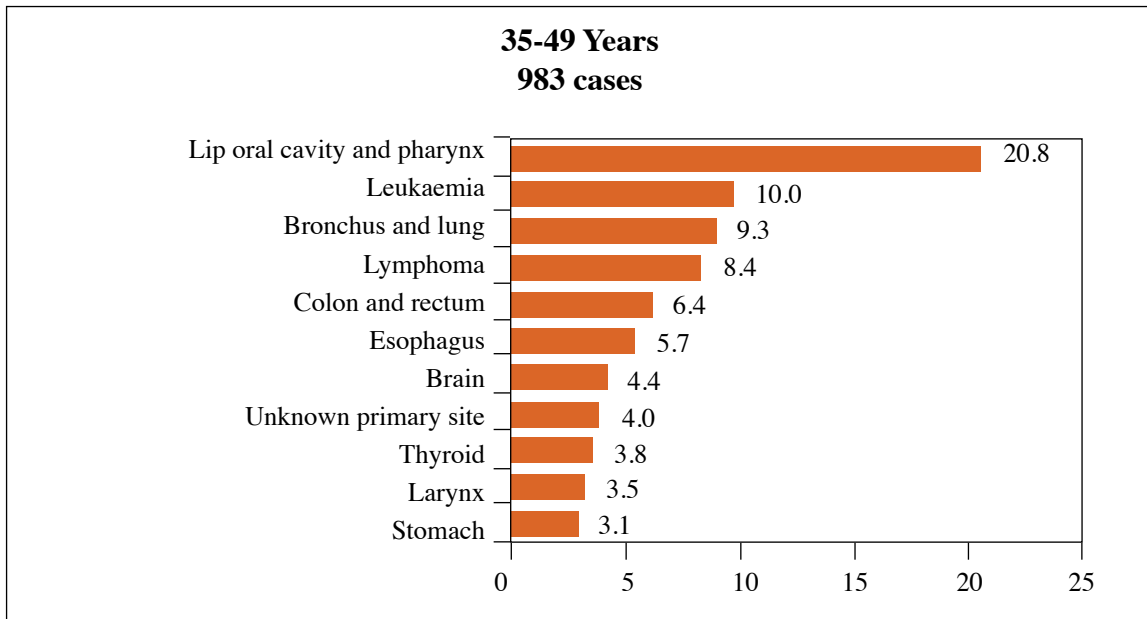
Female



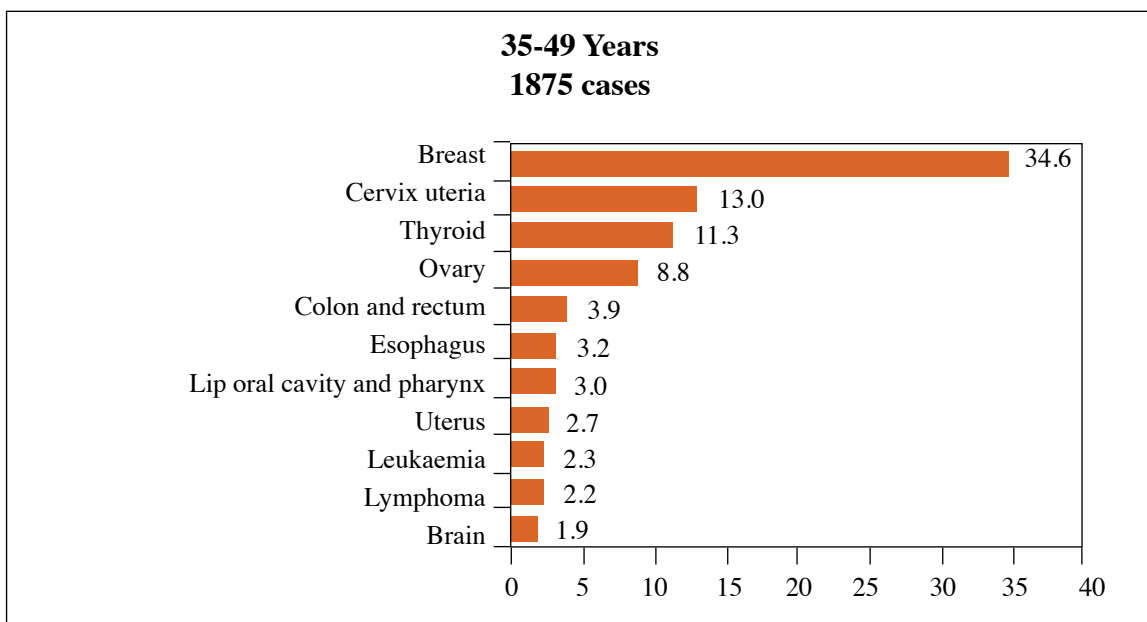


35-49 years

Male

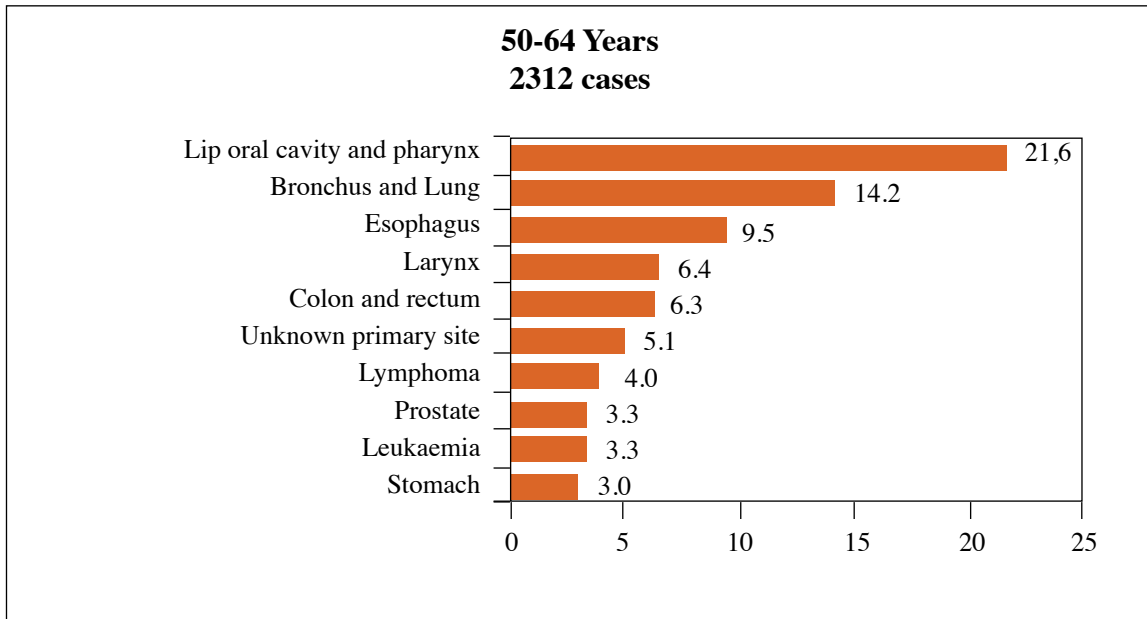


Female

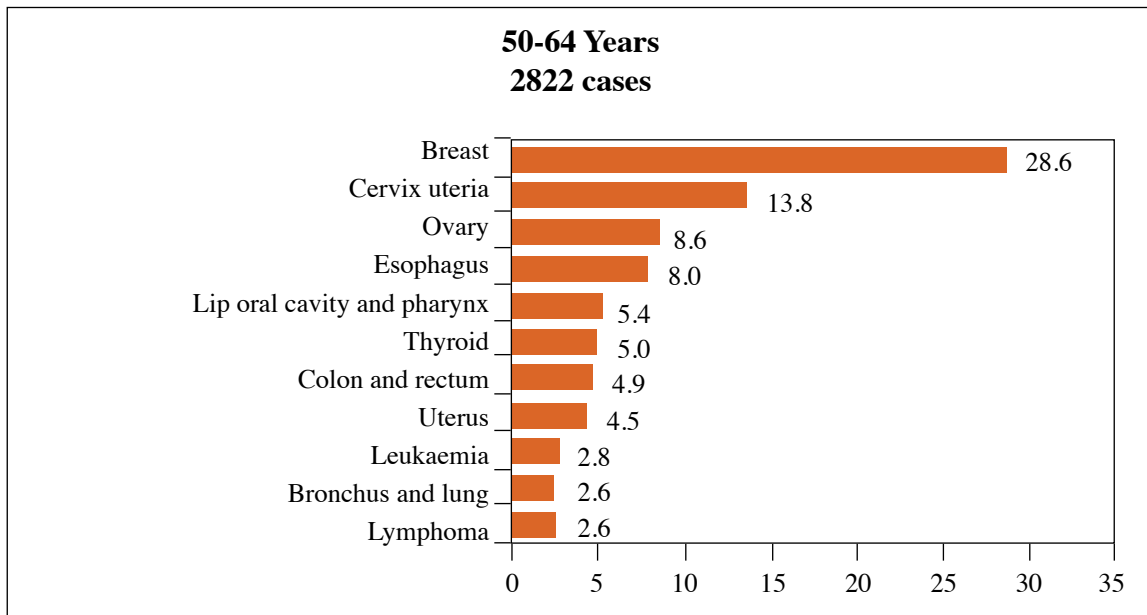


50-64 years

Male

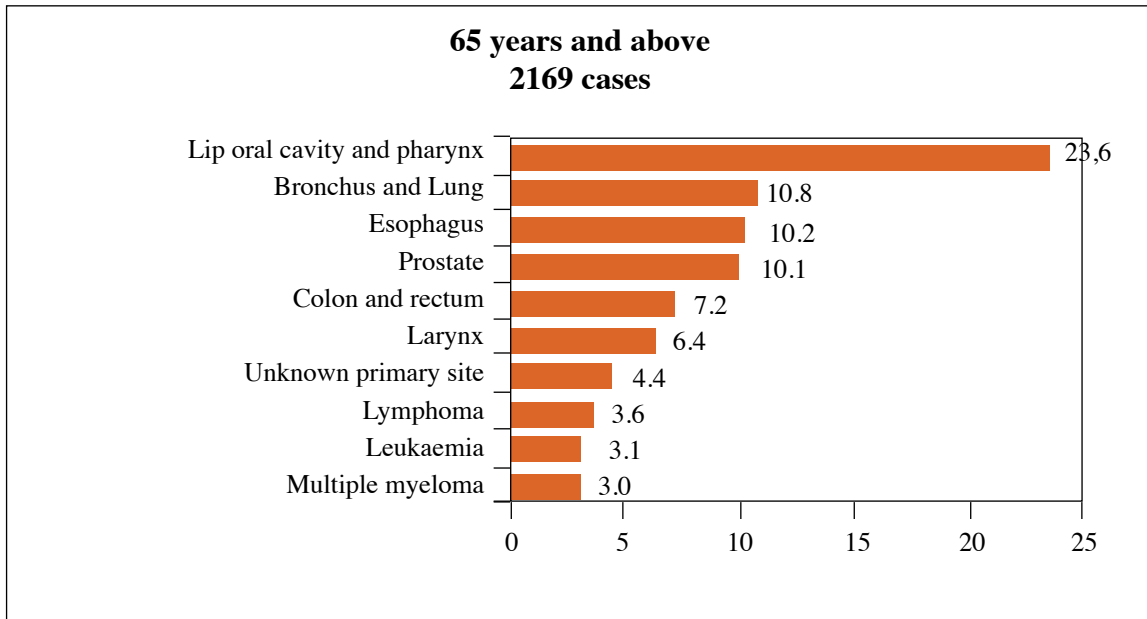


Female

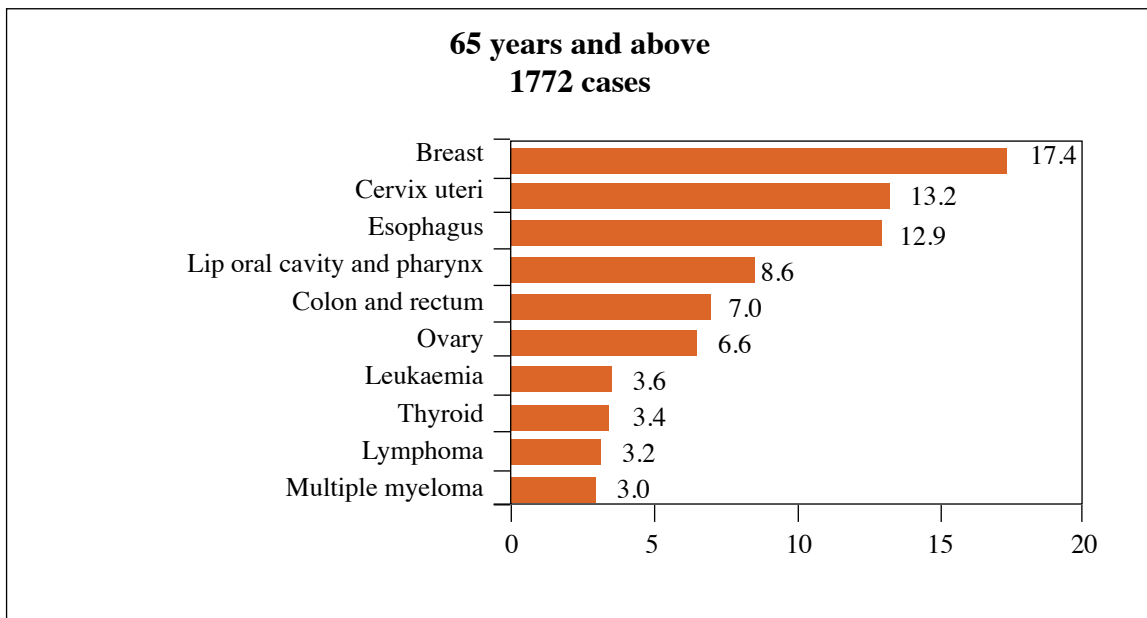


**65 years and above**

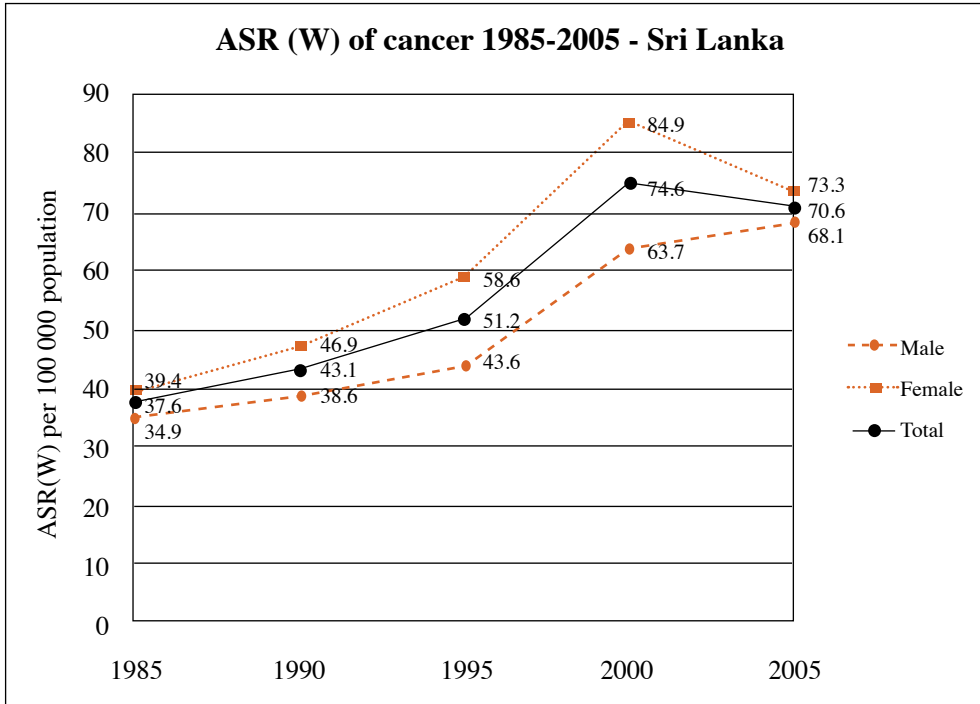
**Male**



**Female**



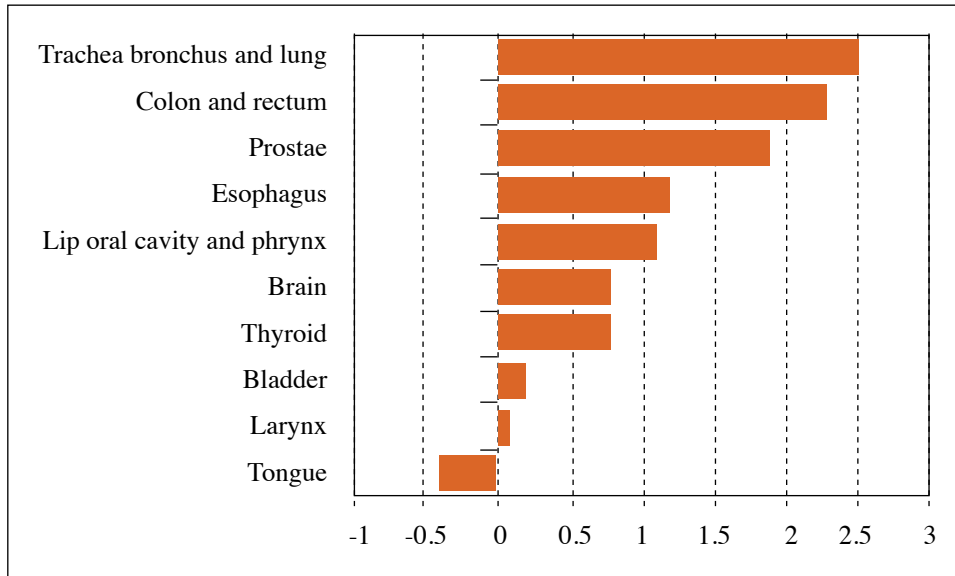
Graph 7 - Age Standardised Rate, 1985-2005



**Graph 8 - Percentage changes in Age Standardised Rates (ASR) for selected cancers, 1995-2005**

(ASR based on World Population)

**Male**



**Female**

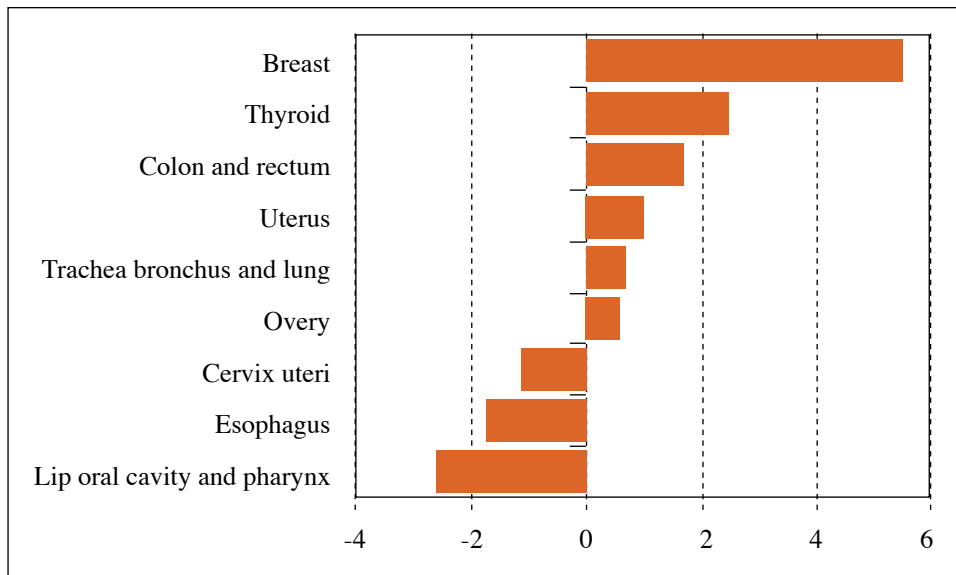


Table 8 - Cancer cases by ethnicity, sex and sub-site, 2005

ICD O-Code	All		Sinhala		Tamil		Muslim		Other		
	Male	Female	Male	Female	Male	Female	Male	Female	Male	Female	
<b>Lip</b>											
C00.0	External upper lip	4	1	3	1	0	0	1	0	0	0
C00.1	External lower lip	14	9	13	5	1	4	0	0	0	0
C00.6	Commissure of lip	0	1	0	1	0	0	0	0	0	0
C00.8	Overlapping lesion of lip	1	0	0	0	0	0	1	0	0	0
C00.9	Lip, NOS	7	0	5	0	2	0	0	0	0	0
<b>Base of tongue</b>											
C01.9	Base of tongue, NOS	67	16	58	10	7	6	2	0	0	0
<b>Other and unspecified parts of tongue</b>											
C02.2	Ventral surface of tongue, NOS	1	0	0	0	1	0	0	0	0	0
C02.9	Tongue, NOS	218	51	181	41	30	7	7	3	0	0
<b>Gum</b>											
C03.0	Upper gum	40	14	36	13	3	0	1	1	0	0
C03.1	Lower gum	37	17	33	10	4	6	0	1	0	0
C03.9	Gum, NOS	24	12	21	11	3	1	0	0	0	0
<b>Floor of mouth</b>											
C04.9	Floor of mouth, NOS	65	17	54	10	10	5	1	2	0	0
<b>Palate</b>											
C05.0	Hard palate	7	4	7	2	0	1	0	1	0	0
C05.1	Soft palate	33	2	30	2	1	0	2	0	0	0
C05.2	Uvula	1	0	1	0	0	0	0	0	0	0
C05.8	Overlapping lesion of palate	1	0	1	0	0	0	0	0	0	0
C05.9	Palate, NOS	32	9	25	7	5	1	2	1	0	0
<b>Other and unspecified parts of mouth</b>											
C06.0	Cheek mucosa	248	113	215	70	24	34	9	8	0	1
C06.1	Vestibule of mouth	3	0	3	0	0	0	0	0	0	0
C06.2	Retromolar area	32	7	23	5	8	1	1	1	0	0
C06.9	Mouth, NOS	29	7	24	6	4	1	1	0	0	0
<b>Parotid gland</b>											
C07.9	Parotid gland	37	23	33	19	3	3	1	1	0	0
<b>Other and unspecified major salivary glands</b>											
C08.0	Submandibular gland	8	5	8	5	0	0	0	0	0	0
C08.9	Major salivary gland, NOS	4	2	4	1	0	1	0	0	0	0
<b>Tonsil</b>											
C09.9	Tonsil, NOS	105	15	97	13	6	2	1	0	1	0
<b>Oropharynx</b>											
C10.0	Vallecula	19	1	16	0	3	1	0	0	0	0
C10.9	Oropharynx	20	4	19	2	1	2	0	0	0	0
<b>Nasopharynx</b>											
C11.3	Anterior wall of nasopharynx	1	0	1	0	0	0	0	0	0	0
C11.9	Nasopharynx	20	14	16	9	2	3	2	2	0	0
<b>Pyriform fossa</b>											
C12.9	Pyriform sinus	147		125	14	14	9	7	0	1	0

ICD O-Code	All		Sinhala		Tamil		Muslim		Other		
	Male	Female	Male	Female	Male	Female	Male	Female	Male	Female	
<b>Hypopharynx</b>											
C13.0	Posterior region	23	23	18	20	3	2	2	1	0	0
C13.2	Posterior wall of hypopharynx	0	1	0	1	0	0	0	0	0	0
C13.9	Hypopharynx, NOS	4	4	2	4	1	0	1	0	0	0
<b>Other and ill defined sites in lip oral cavity and pharynx</b>											
C14.0	Pharynx, NOS	37	12	31	6	3	5	3	1	0	0
<b>Esophagus</b>											
C15.0	Cervical esophagus	1	0	1	0	0	0	0	0	0	0
C15.3	Upper third of esophagus	5	6	4	5	1	1	0	0	0	0
C15.4	Middle third of esophagus	27	43	21	35	4	8	2	0	0	0
C15.5	Lower third of esophagus	40	30	32	20	6	9	2	1	0	0
C15.9	Esophagus, NOS	425	445	367	349	47	84	10	12	1	0
<b>Stomach</b>											
C16.0	Cardia, NOS	11	7	11	6	0	1	0	0	0	0
C16.3	Gastric antrum	2	2	2	2	0	0	0	0	0	0
C16.4	Pylorus	2	0	2	0	0	0	0	0	0	0
C16.9	Stomach, NOS	139	51	115	37	16	13	8	1	0	0
<b>Small intestine</b>											
C17.0	Duodenum	6	3	4	3	2	0	0	0	0	0
C17.1	Jejunum	1	1	1	1	0	0	0	0	0	0
C17.2	Ileum	0	2	0	2	0	0	0	0	0	0
C17.9	Small intestine, NOS	6	8	5	5	1	1	0	2	0	0
<b>Colon</b>											
C18.0	Caecum	14	11	12	11	1	0	1	0	0	0
C18.1	Appendix	4	3	4	3	0	0	0	0	0	0
C18.2	Ascending colon	3	8	3	7	0	0	0	1	0	0
C18.3	Hepatic flexure of colon	1	0	1	0	0	0	0	0	0	0
C18.4	Transverse colon	3	8	1	6	1	1	1	1	0	0
C18.5	Splenic flexure of colon	1	0	1	0	0	0	0	0	0	0
C18.6	Descending colon	2	0	1	0	0	0	1	0	0	0
C18.7	Sigmoid colon	26	29	20	24	3	4	3	1	0	0
C18.9	Colon, NOS	92	91	75	84	7	4	8	2	2	1
<b>Rectosigmoid junction</b>											
C19.9	Rectosigmoid junction	20	14	17	11	3	2	0	1	0	0
<b>Rectum</b>											
C20.9	Rectum, NOS	222	189	195	173	14	6	12	10	1	0
<b>Anus and anal canal</b>											
C21.0	Anus, NOS	14	7	11	7	1	0	1	0	1	0
C21.1	Anal canal	8	4	7	2	0	2	1	0	0	0
C21.8	Overlapping lesion of rectum, anus and anal canal	2	1	2	1	0	0	0	0	0	0
<b>Liver and intrahepatic bile ducts</b>											
C22.0	Liver	111	46	102	41	3	2	5	3	1	0
C22.1	Intrahepatic bile duct	11	14	9	13	1	0	1	1	0	0
<b>Gallbladder</b>											
C23.9	Gallbladder	5	18	3	13	2	4	0	1	0	0
<b>Other and unspecified parts of biliary tract</b>											
C24.0	Extrahepatic bile duct	6	10	4	7	2	2	0	1	0	0
C24.1	Ampulla of Vater	10	4	8	3	1	1	1	0	0	0
C24.9	Billiary tract	1	0	1	0	0	0	0	0	0	0

ICD O-Code	All		Sinhala		Tamil		Muslim		Other		
	Male	Female	Male	Female	Male	Female	Male	Female	Male	Female	
<b>Pancreas</b>											
C25.0	Head of pancreas	19	12	17	11	0	1	2	0	0	0
C25.9	Pancreas, NOS	26	20	22	18	3	2	1	0	0	0
<b>Other and ill-defined digestive organs</b>											
C26.0	Intestinal tract, NOS	1	0	1	0	0	0	0	0	0	0
C26.9	Gastrointestinal tract, NOS	7	2	6	2	1	0	0	0	0	0
<b>Nasal cavity and middle ear</b>											
C30.0	Nasal cavity	12	5	11	4	1	0	0	1	0	0
C30.1	Middle ear	2	1	2	1	0	0	0	0	0	0
<b>Accessory sinus</b>											
C31.0	Maxillary sinus	24	6	20	3	2	2	2	1	0	0
C31.1	Ethmoid sinus	0	1	0	1	0	0	0	0	0	0
C31.2	Frontal sinus	1	0	1	0	0	0	0	0	0	0
C31.3	Sphenoid sinus	1	1	1	1	0	0	0	0	0	0
C31.9	Accessory sinus , NOS	4	2	3	1	1	1	0	0	0	0
<b>Larynx</b>											
C32.0	Glottis	154	22	138	18	11	3	5	1	0	0
C32.1	Supraglottis	81	9	69	7	12	2	1	0	0	0
C32.2	Subglottis	3	0	3	0	0	0	0	0	0	0
C32.3	Laryngeal cartilage	3	0	3	0	0	0	0	0	0	0
C32.9	Larynx, NOS	83	10	72	8	7	2	4	0	0	0
<b>Trachea</b>											
C33.9	Trachea	1	2	1	2	0	0	0	0	0	0
<b>Bronchus and lung</b>											
C34.0	Main bronchus	5	1	2	1	1	0	2	0	0	0
C34.1	Upper lobe, lung	3	2	3	2	0	0	0	0	0	0
C34.2	Middle lobe, lung	2	1	2	1	0	0	0	0	0	0
C34.3	Lower lobe, lung	0	1	0	0	0	0	0	1	0	0
C34.9	Lung, NOS	655	159	566	135	32	13	57	10	0	1
<b>Thymus</b>											
C37.9	Thymus	4	5	3	5	1	0	0	0	0	0
<b>Heart, mediastinum and pleura</b>											
C38.3	Mediastinum, NOS	11	4	10	3	0	1	1	0	0	0
C38.4	Pleura, NOS	1	0	1	0	0	0	0	0	0	0
C38.8	Overlapping lesion of heart, mediastinum and pleura	2	0	2	0	0	0	0	0	0	0
<b>Other and ill defined sites within respiratory system and intrathoracic organs</b>											
C39.9	Ill-defined sites within respiratory system	1	0	1	0	0	0	0	0	0	0
<b>Bones, joints and articular cartilage of limbs</b>											
C40.0	Long bones of upper limb, scapula and associated joints	3	2	3	2	0	0	0	0	0	0
C40.1	Short bones of upper limb, and associated joints	2	2	2	2	0	0	0	0	0	0
C40.2	Long bones of lower limb and associated joints	24	21	21	15	1	2	2	3	0	0
C40.9	Bones of limb, NOS	5	7	5	5	0	1	0	1	0	0



ICD O-Code	All		Sinhala		Tamil		Muslim		Other		
	Male	Female	Male	Female	Male	Female	Male	Female	Male	Female	
<b>Bones, joints and articular cartilage of other and unspecified sites</b>											
C41.0	Bones of skull and face and associated joints	1	3	1	2	0	0	0	1	0	0
C41.1	Mandible	2	2	0	2	2	0	0	0	0	0
C41.2	Vertebral column	11	1	10	1	1	0	0	0	0	0
C41.3	Rib, sternum, clavicle and associated joints	2	3	2	2	0	1	0	0	0	0
C41.4	Pelvic bones, sacrum, coccyx and associated joints	3	4	2	4	1	0	0	0	0	0
C41.9	Bone, NOS	5	6	5	5	0	1	0	0	0	0
<b>Haemopoetic and reticuloendothelial systems</b>											
C42.1	Bone marrow	506	417	431	368	44	27	30	21	1	1
C42.2	Spleen	3	2	3	1	0	1	0	0	0	0
<b>Skin</b>											
C44.0	Skin of lip, NOS	3	2	1	2	2	0	0	0	0	0
C44.1	Eyelid	4	2	4	1	0	1	0	0	0	0
C44.2	External ear	7	5	7	5	0	0	0	0	0	0
C44.3	Skin of other and unspecified parts of face	8	14	7	13	1	0	0	1	0	0
C44.4	Skin of scalp and neck	5	5	3	5	1	0	1	0	0	0
C44.5	Skin of trunk	14	9	9	8	5	1	0	0	0	0
C44.6	Skin of upper limb and shoulder	8	5	8	5	0	0	0	0	0	0
C44.7	Skin of lower limb and hip	53	22	48	16	5	4	0	2	0	0
C44.9	Skin, NOS	21	14	18	12	1	1	1	1	0	0
<b>Peripheral nerves and autonomic nervous system</b>											
C47.0	...of head	1	1	1	1	0	0	0	0	0	0
C47.1	...of upper limb and shoulder	1	1	1	1	0	0	0	0	0	0
C47.2	...of lower limb and hip	1	0	1	0	0	0	0	0	0	0
C47.3	...of thorax	1	1	1	0	0	1	0	0	0	0
C47.5	...of pelvis	1	1	1	1	0	0	0	0	0	0
C47.6	...of trunk, NOS	1	0	1	0	0	0	0	0	0	0
C47.9	Autonomic nervous system, NOS	3	12	3	11	0	1	0	0	0	0
<b>Retroperitoneum and peritoneum</b>											
C48.0	Retroperitoneum	4	11	4	7	0	3	0	1	0	0
C48.2	Peritoneum, NOS	1	1	1	1	0	0	0	0	0	0
<b>Connective subcutaneous and other soft tissues</b>											
C49.0	...of head, face, and neck	7	10	7	10	0	0	0	0	0	0
C49.1	...of upper limb and shoulder	10	7	8	6	0	1	2	0	0	0
C49.2	...of lower limb and hip	23	19	21	17	0	2	2	0	0	0
C49.3	...of thorax	1	6	1	5	0	0	0	1	0	0
C49.4	...of abdomen	2	5	2	5	0	0	0	0	0	0
C49.5	...of pelvis	3	2	2	1	0	1	1	0	0	0
C49.9	... NOS	23	24	19	18	2	4	2	2	0	0
<b>Breast</b>											
C50.0	Nipple	0	1	0	1	0	0	0	0	0	0
C50.4	Upper outer quadrant of breast	0	1	0	1	0	0	0	0	0	0
C50.6	Axillary tail of breast	1	0	1	0	0	0	0	0	0	0
C50.9	Breast, NOS	48	1857	38	1568	6	186	4	98	0	6
<b>Vulva</b>											
C51.0	Labium majus	-	1	-	1	-	0	-	0	-	0
C51.9	Vulva, NOS	-	23	-	21	-	2	-	0	-	0

Cancer Incidence Data - 2005

ICD O-Code		All		Sinhala		Tamil		Muslim		Other	
		Male	Female	Male	Female	Male	Female	Male	Female	Male	Female
<b>Vagina</b>											
C52.9	Vagina, NOS	-	29	-	25	-	2	-	2	-	0
<b>Cervix uteri</b>											
C53.0	Endocervix	-	3	-	3	-	0	-	0	-	0
C53.9	Cervix uteri	-	878	-	731	-	128	-	18	-	1
<b>Corpus uteri</b>											
C54.1	Endometrium	-	7	-	7	-	0	-	0	-	0
C54.2	Myometrium	-	1	-	1	-	0	-	0	-	0
C54.9	Corpus Uteri	-	176	-	158	-	9	-	8	-	0
<b>Uterus, NOS</b>											
C55.9	Uterus, NOS	-	53	-	49	-	2	-	2	-	0
<b>Ovary</b>											
C56.9	Ovary	-	596	-	536	-	36	-	24	-	0
<b>Other and unspecified female genital organs</b>											
C57.0	Fallopian tube	-	5	-	5	-	0	-	0	-	0
C57.9	Female genital tract, NOS	-	1	-	1	-	0	-	0	-	0
<b>Placenta</b>											
C58.9	Placenta	-	77	-	65	-	5	-	6	-	1
<b>Penis</b>											
C60.0	Prepuce	1	-	1	-	0	-	0	-	0	-
C60.9	Penis, NOS	73	-	59	-	10	-	4	-	0	-
<b>Prostate gland</b>											
C61.9	Prostate gland	303	-	272	-	21	-	10	-	0	-
<b>Testis</b>											
C62.0	Undescended testes	14	-	10	-	2	-	2	-	0	-
C62.1	Descended testes	1	-	0	-	0	-	1	-	0	-
C62.9	Testis, NOS	42	-	41	-	1	-	0	-	0	-
<b>Kidney</b>											
C64.9	Kidney	69	31	59	24	2	4	8	3	0	0
<b>Renal pelvis</b>											
C65.9	Renal pelvis	1	0	1	0	0	0	0	0	0	0
<b>Bladder</b>											
C67.9	Bladder, NOS	121	35	104	32	8	3	9	0	0	0
<b>Other and unspecified urinary organs</b>											
C68.0	Urethra	0	1	0	1	0	0	0	0	0	0
C68.1	Paraurethral gland	0	1	0	1	0	0	0	0	0	0
<b>Eye and adnexa</b>											
C69.0	Conjunctiva	4	1	4	1	0	0	0	0	0	0
C69.2	Retina	8	14	6	13	0	0	2	1	0	0
C69.3	Choroid	1	1	1	1	0	0	0	0	0	0
C69.5	Lacrimal gland	1	0	1	0	0	0	0	0	0	0
C69.6	Orbit, NOS	1	2	1	2	0	0	0	0	0	0
C69.9	Eye, NOS	2	5	2	4	0	1	0	0	0	0

ICD O-Code	All		Sinhala		Tamil		Muslim		Other	
	Male	Female	Male	Female	Male	Female	Male	Female	Male	Female
<b>Meninges</b>										
C70.1	0	1	0	1	0	0	0	0	0	0
C70.9	6	5	6	5	0	0	0	0	0	0
<b>Brain</b>										
C71.0	1	2	1	2	0	0	0	0	0	0
C71.1	9	11	8	9	1	1	0	1	0	0
C71.2	12	6	12	3	0	1	0	2	0	0
C71.3	8	7	7	6	1	0	0	1	0	0
C71.4	6	7	2	7	4	0	0	0	0	0
C71.5	0	1	0	1	0	0	0	0	0	0
C71.6	11	9	7	7	1	2	3	0	0	0
C71.7	4	5	4	5	0	0	0	0	0	0
C71.8	3	0	3	0	0	0	0	0	0	0
C71.9	117	83	104	75	6	5	6	3	1	0
<b>Spinal cord, cranial nerves and other parts of central nervous system</b>										
C72.0	6	0	5	0	0	0	1	0	0	0
C72.1	0	1	0	1	0	0	0	0	0	0
C72.2	2	1	2	1	0	0	0	0	0	0
C72.9	0	1	0	1	0	0	0	0	0	0
<b>Thyroid gland</b>										
C73.9	160	592	139	535	12	34	9	22	0	1
<b>Adrenal gland</b>										
C74.0	1	5	0	5	0	0	1	0	0	0
C74.1	3	3	2	3	1	0	0	0	0	0
C74.9	5	7	4	7	0	0	1	0	0	0
<b>Other endocrine glands and related structures</b>										
C75.1	1	5	1	3	0	1	0	1	0	0
C75.2	5	1	4	1	1	0	0	0	0	0
C75.3	2	2	2	2	0	0	0	0	0	0
<b>Other and ill-defined sites</b>										
C76.0	1	4	1	4	0	0	0	0	0	0
C76.1	1	0	1	0	0	0	0	0	0	0
C76.2	4	3	2	2	2	1	0	0	0	0
C76.3	0	1		1		0		0		0
C76.8	2	1	1	1	0	0	1	0	0	0
<b>Lymph nodes</b>										
C77.0	9	8	8	8	1	0	0	0	0	0
C77.1	1	0	1	0	0	0	0	0	0	0
C77.2	0	2	0	2	0	0	0	0	0	0
C77.3	3	3	3	3	0	0	0	0	0	0
C77.4	2	0	2	0	0	0	0	0	0	0
C77.5	1	0	0	0	0	0	0	0	1	0
C77.9	335	222	279	192	28	17	26	13	2	0
<b>Unknown primary site</b>										
C80.9	257	138	226	111	22	20	9	7	0	0
<b>Total</b>	<b>6058</b>	<b>7314</b>	<b>5207</b>	<b>6199</b>	<b>523</b>	<b>780</b>	<b>315</b>	<b>321</b>	<b>13</b>	<b>13</b>

**Table 9 - Cancer cases by age group – Males, 2005**

ICD-O Code	All	Age Group																
		0-4	5-9	10-14	15-19	20-24	25-29	30-34	35-39	40-44	45-49	50-54	55-59	60-64	65-69	70-74	75+	
<b>Lip</b>																		
C00.0	External upper lip	4							1					1	1	1		
C00.1	External lower lip	14							1	2		2	1		2	2	4	
C00.8	Overlapping lesion of lip	1									1							
C00.9	Lip, NOS	7										1	1	2	1	1	1	
<b>Base of tongue</b>																		
C01.9	Base of tongue, NOS	67							1	5	9	13	6	8	7	8	10	
<b>Other and unspecified parts of tongue</b>																		
C02.2	Ventral surface of tongue, NOS	1											1					
C02.9	Tongue, NOS	218					1	1	5	22	19	35	28	35	20	26	26	
<b>Gum</b>																		
C03.0	Upper gum	40			1			1	1	1	2	4	7	3	3	6	11	
C03.1	Lower gum	37							1	1	2	2	4	8	5	7	7	
C03.9	Gum, NOS	24								2	1	2	2	4	3	6	4	
<b>Floor of mouth</b>																		
C04.9	Floor of mouth, NOS	65							4	4	10	9	5	11	13	6	3	
<b>Palate</b>																		
C05.0	Hard palate	7									1	2		1		2	1	
C05.1	Soft palate	33						1	1	1	5	4	5	3	5	3	5	
C05.2	Uvula	1															1	
C05.8	Overlapping lesion of palate	1												1				
C05.9	Palate, NOS	32					1	1	1	1		4	4	3	4	9	4	
<b>Other and unspecified parts of mouth</b>																		
C06.0	Cheek mucosa	248					1	2	6	11	12	25	24	46	39	35	47	
C06.1	Vestibule of mouth	3						1								1	1	
C06.2	Retromolar area	32							1	2	2	4	3	5	3	7	5	
C06.9	Mouth, NOS	29									1	5	2	5	4	8	4	
<b>Parotid gland</b>																		
C07.9	Parotid gland	37			1	1	3	2		1	5	2	4	4	2	5	5	2
<b>Other and unspecified major salivary glands</b>																		
C08.0	Submandibular gland	8					2					3		1			2	
C08.9	Major salivary gland, NOS	4								1		1		1			1	
<b>Tonsil</b>																		
C09.9	Tonsil, NOS	105									6	12	14	18	18	14	7	16
<b>Oropharynx</b>																		
C10.0	Vallecula	19							1		1	1	2	6	5	1	2	
C10.9	Oropharynx	20									2	2	1	3	6	1	5	
<b>Nasopharynx</b>																		
C11.3	Anterior wall of nasopharynx	1												1				
C11.9	Nasopharynx	20			2		1	2	1		3	2	4	1	3	1		

ICD-O Code	All	Age Group																	
		0-4	5-9	10-14	15-19	20-24	25-29	30-34	35-39	40-44	45-49	50-54	55-59	60-64	65-69	70-74	75+		
<b>Pyriiform sinus</b>																			
C12.9	Pyriiform sinus	147						1	4	2	5	12	22	16	27	24	20	14	
<b>Hypopharynx</b>																			
C13.0	Postericoid region	23								2	3	3	5	2	2	5	1		
C13.9	Hypopharynx, NOS	4								1	1				1	1			
<b>Other and Ill-defined sites in Lip, Oral Cavity and Pharynx</b>																			
C14.0	Pharynx, NOS	37								3	1	7	4	3	5	3	7	4	
<b>Oesophagus</b>																			
C15.0	Cervical esophagus	1																1	
C15.3	Upper third of esophagus	5															3	2	
C15.4	Middle third of esophagus	27								1		3	8	3	3	4	2	3	
C15.5	Lower third of esophagus	40								2	1	2	3	5	6	11	4	6	
C15.9	Esophagus, NOS	425							1	4	12	31	52	75	64	84	39	63	
<b>Stomach</b>																			
C16.0	Cardia, NOS	11										1	1	1	2	4	1	1	
C16.3	Gastric antrum	2								1							1		
C16.4	Pylorus	2											1				1		
C16.9	Stomach, NOS	139						1		4	12	12	31	17	16	20	18	8	
<b>Small intestine</b>																			
C17.0	Duodenum	6							1			1	1	1		1		1	
C17.1	Jejunum	1										1							
C17.9	Small intestine, NOS	6								3		1	2						
<b>Colon</b>																			
C18.0	Caecum	14					1		1		2	3	3	1	2	1			
C18.1	Appendix	4						1						1		2			
C18.2	Ascending colon	3							1						1		1		
C18.3	Hepatic flexure of colon	1										1							
C18.4	Transverse colon	3									1		1	1					
C18.5	Splenic flexure of colon	1											1						
C18.6	Descending colon	2										1	1						
C18.7	Sigmoid colon	26					1		1	1	1	1	5	4	3	4	5		
C18.9	Colon, NOS	92			1	3	1	2	4	6	8	8	13	17	15	6	8		
<b>Recto-sigmoid junction</b>																			
C19.9	Rectosigmoid junction	20										2	2	4	1	2	2	7	
<b>Rectum</b>																			
C20.9	Rectum, NOS	222				1	1	4	5	5	8	22	22	25	30	32	32	35	
<b>Anus and anal canal</b>																			
C21.0	Anus, NOS	14								1		3	2	3	1		1	3	
C21.1	Anal canal	8										3	1		1	1	1	1	
C21.8	Overlapping lesion of rectum, anus and anal canal	2	2						1							1			
<b>Liver and intrahepatic bileducts</b>																			
C22.0	Liver	111	2				1		1		2	8	7	20	26	12	15	17	
C22.1	Intrahepatic bile duct	11								2	1	1	1	2	1	2	1		
<b>Gallbladder</b>																			
C23.9	Gallbladder	5												1	1	1	2		

ICD-O Code	All	Age Group																
		0-4	5-9	10-14	15-19	20-24	25-29	30-34	35-39	40-44	45-49	50-54	55-59	60-64	65-69	70-74	75+	
<b>Other and unspecified parts of biliary tract</b>																		
C24.0	Extrahepatic bile duct	6							1				4				1	
C24.1	Ampulla of Vater	10							1	1		2	3	3				
C24.9	Billiary tract	1										1						
<b>Pancreas</b>																		
C25.0	Head of pancreas	19		1					1	1		2	2	5	1	1	2	3
C25.9	Pancreas, NOS	26			1	1			1		3	3	1	7	4	2		3
<b>Other and ill defined digestive organs</b>																		
C26.0	Intestinal tract, NOS	1															1	
C26.9	Gastrointestinal tract, NOS	7							1		1	1	2			1	1	
<b>Nasal cavity and middle ear</b>																		
C30.0	Nasal cavity	12			1				1	1	2	2		3	1			1
C30.1	Middle ear	2												1				
<b>Accessory sinuses</b>																		
C31.0	Maxillary sinus	24			1						1	1	3	2	4	3	2	7
C31.2	Frontal sinus	1															1	
C31.3	Sphenoid sinus	1													1			
C31.9	Accessory sinus, NOS	4							1	1			1					
<b>Larynx</b>																		
C32.0	Glottis	154								1	3	9	27	20	29	24	20	21
C32.1	Supraglottis	81					1				3	7	17	9	10	9	15	10
C32.2	Subglottis	3										1				1	1	
C32.3	Laryngeal cartilage	3														1		2
C32.9	Larynx, NOS	83						1	1	1	2	7	11	11	15	15	11	8
<b>Trachea</b>																		
C33.9	Trachea	1																1
<b>Bronchus and lungs</b>																		
C34.0	Main bronchus	5									1		3					1
C34.1	Upper lobe, lung	3										1		2				
C34.2	Middle lobe, lung	2													1		1	
C34.9	Lung, NOS	655			1		4	7	15	29	45	97	102	122	105	64	64	
<b>Thymus</b>																		
C37.9	Thymus	4				1									2	1		
<b>Heart, mediastinum, and pleura</b>																		
C38.3	Mediastinum, NOS	11		1			3	1		3	1		1			1		
C38.4	Pleura, NOS	1											1					
C38.8	Overlapping lesion of heart, mediastinum and pleura	2										1				1		
<b>Other and ill defined sites within respiratory system and intra thoracic organs</b>																		
C39.9	Ill defined sites within respiratory system	1												1				

ICD-O Code	All	Age Group																
		0-4	5-9	10-14	15-19	20-24	25-29	30-34	35-39	40-44	45-49	50-54	55-59	60-64	65-69	70-74	75+	
<b>Bones, joints and articular cartilage of limbs</b>																		
C40.0	Long bones of upper limb, scapula and associated joints	3					2										1	
C40.1	Short bones of upper limb, and associated joints	2								1					1			
C40.2	Long bones of lower limb and associated joints	24																
C40.9	Bones of limb , NOS	5	1	3	3	10	5		1		1					1		
<b>Bones, joints and articular cartilage of other and unspecified sites</b>																		
C41.0	Bones of skull and face and associated joints	1										1						
C41.1	Mandible	2			2													
C41.2	Vertebral column	11			2	1	1					1	2	1	1	1	1	
C41.3	Rib, sternum, clavicle and associated joints	2			1	1												
C41.4	Pelvic bones, sacrum, coccyx and associated joints	3																
C41.9	Bone, NOS	5			1		1				1	1	1			1	1	
<b>Bone marrow</b>																		
C42.1	Bone marrow	506	24	24	20	23	15	23	16	23	31	43	43	45	43	47	39	47
<b>Spleen</b>																		
C42.2	Spleen	3				1								2				
<b>Skin</b>																		
C44.0	Skin of lip, NOS	3									1		1			1		
C44.1	Eyelid	4										1	1				2	
C44.2	External ear	7									1	1		1			1	2
C44.3	Skin of other and unspecified parts of face	8					1					1			6			
C44.4	Skin of scalp and neck	5											1	2	1			1
C44.5	Skin of trunk	14									1	2	1		2		4	4
C44.6	Skin of upper limb and shoulder	8									1	1	1		2	1	1	1
C44.7	Skin of lower limb and hip	53					1		1	1	2	7	9	9	7	8	5	3
C44.9	Skin, NOS	21									1	4	2	3	5	3	1	2
<b>Peripheral nerves and autonomic nervous System</b>																		
C47.0	...of head	1					1											
C47.1	...of upper limb and shoulder	1									1							
C47.2	...of lower limb and hip	1					1											
C47.3	...of thorax	1											1					
C47.5	...of pelvis	1	1															
C47.6	...of trunk, NOS	1			1													
C47.9	Autonomic nervous system, NOS	3	1								1	1						
<b>Retroperitoneum and peritoneum</b>																		
C48.0	Retroperitoneum	4										1		1		2		
C48.2	Peritoneum, NOS																	
C48.8	Overlapping lesion of retroperitoneum and peritoneum	1											1					

ICD-O Code	All	Age Group																
		0-4	5-9	10-14	15-19	20-24	25-29	30-34	35-39	40-44	45-49	50-54	55-59	60-64	65-69	70-74	75+	
<b>Connective, subcutaneous and other soft tissues</b>																		
C49.0 ...of head, face, and neck	7	1	1	2	1				1		1							
C49.1 ...of upper limb and shoulder	10					1		1	1		1	1	3				1	
C49.2 ...of lower limb and hip	23			1	3	2	1	1	1	2		2	3	2	1	2	2	
C49.3 ...of thorax	1									1								
C49.4 ...of abdomen	2												1		1			
C49.5 ...of pelvis	3					2									1			
C49.9 ... NOS	23				1	1	3	2	4	3	2	2	2		2	1		
<b>Breast</b>																		
C50.6 Axillary tail of breast	1											1						
C50.9 Breast ,NOS	48						1	1		3	4	11	6	10	1	5	6	
<b>Penis</b>																		
C60.0 Prepuce	1												1					
C60.9 Penis, NOS	73							4	1	2	7	16	13	4	6	10	10	
<b>Prostate gland</b>																		
C61.9 Prostate gland	303									1	2	5	14	28	35	51	75	92
<b>Testis</b>																		
C62.0 Undescended testes	14	1			1	1	3	2	3	1	1		1					
C62.1 Descended testes	1					1												
C62.9 Testis, NOS	42	4		1	2	2	7	5	4	5	3	3	5	1				
<b>Kidney</b>																		
C64.9 Kidney	69	3	1	1				2	2	3	10	10	11	10	8	5	3	
<b>Renal pelvis</b>																		
C65.9 Renal pelvis	1														1			
<b>Bladder</b>																		
C67.9 Bladder, NOS	121						1	1	1	6	7	14	14	22	15	25	15	
<b>Eye and adnexa</b>																		
C69.0 Conjunctiva	4											1	1		1		1	
C69.2 Retina	8	7	1															
C69.3 Choroid	1								1									
C69.5 Lacrimal gland	1											1						
C69.6 Orbit, NOS	1		1															
C69.9 Eye, NOS	2	1														1		
<b>Meninges</b>																		
C70.9 Meninges, NOS	6								2	2		1			1			
<b>Brain</b>																		
C71.0 Cerebrum	1			1														
C71.1 Frontal lobe	9	1			1	2			2	1			1	1				
C71.2 Temporal lobe	12			1		1		3	1		2	1	2	1				
C71.3 Parietal lobe	8									1	1	4	2					
C71.4 Occipital lobe	6											2	1	3				
C71.6 Cerebellum, NOS	11	3	3	1	1			2	1									
C71.7 Brain stem	4		1	2	1													
C71.8 Overlapping lesion of brain	3							2		1								
C71.9 Brain , NOS	117	2	7	8	5	7	6	10	12	8	13	7	14	6	9	1	2	



ICD-O Code	All	Age Group																
		0-4	5-9	10-14	15-19	20-24	25-29	30-34	35-39	40-44	45-49	50-54	55-59	60-64	65-69	70-74	75+	
<b>Spinal cord, cranial nerves and other parts of central nervous system</b>																		
C72.0	Spinal cord	6											2	1	2		1	
C72.2	Olfactory nerve	2									2							
<b>Thyroid gland</b>																		
C73.9	Thyroid Gland	160		2	2	2	9	14	15	7	10	20	14	13	26	4	12	10
<b>Adrenal gland</b>																		
C74.0	Cortex of adrenal gland	1															1	
C74.1	Medulla of adrenal gland	3							1				1	1				
C74.9	Adrenal Gland	5	3												1	1		
<b>Other endocrine glands and related structures</b>																		
C75.1	Pituitary gland	1															1	
C75.2	Craniopharyngeal duct	5					1	1			1	1				1		
C75.3	Pineal gland	2									1		1					
<b>Other and ill defined sites</b>																		
C76.0	Head, face or neck, NOS	1													1			
C76.1	Thorax, NOS	1																
C76.2	Abdomen, NOS	4						1			1				1			
C76.8	Overlapping lesion of ill defined sites	2						1				1						
<b>Lymph nodes</b>																		
C77.0	Lymph nodes of head, face and neck	9						1			2	1		3			1	1
C77.1	Intrathoracic lymph nodes	1			1													
C77.3	Lymph nodes of axilla or arm	3		1												1	1	
C77.4	Lymph nodes of inguinal region or leg	2						1				1						
C77.5	Pelvic lymph nodes	1	1															
C77.9	Lymph node, NOS	335	7	12	11	20	14	19	13	24	21	34	25	26	37	23	22	27
<b>Unknown Primary Site</b>																		
C80.9	Unknown primary site	257			1	1	1		3	4	11	24	42	40	34	41	27	28
<b>All sites</b>		6058	63	60	64	87	90	107	123	180	305	497	723	747	841	766	681	724

Table 10 - Cancer cases by age group – Females, 2005

ICD-O Code	All	Age Group																
		0-4	5-9	10-14	15-19	20-24	25-29	30-34	35-39	40-44	45-49	50-54	55-59	60-64	65-69	70-74	75+	
<b>Lip</b>																		
C00.0	External upper lip	1														1		
C00.1	External lower lip	9									2	1	2		2	1	1	
C00.6	Commissure of lip	1											1					
<b>Base of tongue</b>																		
C01.9	Base of tongue, NOS	16							2				1	5	2	4		2
<b>Other and unspecified parts of tongue</b>																		
C02.9	Tongue, NOS	51								1	1	6	8	13	8	8	3	3
<b>Gum</b>																		
C03.0	Upper gum	14								1			2		2	2	4	3
C03.1	Lower gum	17					1				1	1		2	4			8
C03.9	Gum, NOS	12											2	2	1	5		2
<b>Floor of mouth</b>																		
C04.9	Floor of mouth, NOS	17									1		6	5	2	2		1
<b>Palate</b>																		
C05.0	Hard palate	4								2							1	1
C05.1	Soft palate	2									1	1						
C05.9	Palate, NOS	9						1				3	1	1	1	1	1	1
<b>Other and unspecified parts of mouth</b>																		
C06.0	Cheek mucosa	113						1	1	6	12	13	14	13	13	17	23	
C06.2	Retromolar area	7										1	1		4	1		
C06.9	Mouth, NOS	7										1		1	1	2	2	
<b>Parotid gland</b>																		
C07.9	Parotid gland	23					1	1	5	2	3	1	2	1	3	1	1	2
<b>Other and unspecified major salivary glands</b>																		
C08.0	Submandibular gland	5								1			2				1	1
C08.9	Major salivary gland, NOS	2												2				
<b>Tonsil</b>																		
C09.9	Tonsil, NOS	15					1			2		4	1	3		1		3
<b>Oropharynx</b>																		
C10.0	Vallecula	1											1					
C10.9	Oropharynx	4								2		1					1	
<b>Nasopharynx</b>																		
C11.9	Nasopharynx	14				1	3	2	1			3	1	2				1
<b>Pyriform sinus</b>																		
C12.9	Pyriform sinus	23							2		3	3	1	2	4	1	2	5
<b>Hypopharynx</b>																		
C13.0	Postcricoid region	23								1	1	6	6	2	3	2	1	1
C13.2	Posterior wall of hypopharynx	1															1	
C13.9	Hypopharynx, NOS	4								1		2	1					

ICD-O Code	All	Age Group																	
		0-4	5-9	10-14	15-19	20-24	25-29	30-34	35-39	40-44	45-49	50-54	55-59	60-64	65-69	70-74	75+		
<b>Other and Ill-defined sites of Lip, oral Cavity and pharynx</b>																			
C14.0	Pharynx, NOS	12											2	1	2	1	2		4
<b>Esophagus</b>																			
C15.3	Upper third of esophagus	6								1				1			1		1
C15.4	Middle third of esophagus	43							1	2		1	6	8	5	9	6		5
C15.5	Lower third of esophagus	30										5	5	1	1	5	9		4
C15.9	Esophagus, NOS	445						2	5	8	13	29	61	68	69	68	63		59
<b>Stomach</b>																			
C16.0	Cardia, NOS	7													2	2		2	1
C16.3	Gastric antrum	2									1							1	
C16.9	Stomach, NOS	51							4	3	3	7	10		6	11	6		1
<b>Small intestine</b>																			
C17.0	Duodenum	3											1	1				1	
C17.1	Jejunum	1												1					
C17.2	Ileum	2													1			1	
C17.9	Small intestine, NOS	8						1				3	2	1	1				
<b>Colon</b>																			
C18.0	Caecum	11										2	4	1	1			1	2
C18.1	Appendix	3								1			1			1			
C18.2	Ascending colon	8							1		2	2						2	1
C18.4	Transverse colon	8								1	1			2	2			1	1
C18.7	Sigmoid colon	29						2	1			4	4	6	3		3		6
C18.9	Colon, NOS	91							3	2	13	12	8	12	10	11	10		10
<b>Recto-sigmoid junction</b>																			
C19.9	Rectosigmoid junction	14								1	2	1	5	2	1	2			
<b>Rectum</b>																			
C20.9	Rectum, NOS	189						2	3	6	15	17	27	23	25	30	18		23
<b>Anus and anal canal</b>																			
C21.0	Anus, NOS	7						1						1		2			3
C21.1	Anal canal	4										2						1	1
C21.8	Overlapping lesion of rectum, anus and anal canal	1														1			
<b>Liver and intrahepatic bile ducts</b>																			
C22.0	Liver	46	3			1			1	1	3	5	5	8	6	4	7		2
C22.1	Intrahepatic bile duct	14				1	1					1	3	2	2	1	1		2
<b>Gallbladder</b>																			
C23.9	Gallbladder	18						1	1		1	4	3	2	2			2	2
<b>Other and unspecified parts of biliary tract</b>																			
C24.0	Extrahepatic bile duct	10								1	1	1	3	1	1		2		
C24.1	Ampulla of Vater	4										1		2					1
<b>Pancreas</b>																			
C25.0	Head of pancreas	12											5		2	3	1		1
C25.9	Pancreas, NOS	20						2	1		1	3	3	4	1	1	1	1	2

ICD-O Code	All	Age Group																
		0-4	5-9	10-14	15-19	20-24	25-29	30-34	35-39	40-44	45-49	50-54	55-59	60-64	65-69	70-74	75+	
<b>Other and ill-defined digestive organs</b>																		
C26.9	Gastrointestinal tract, NOS	2								1		1						
<b>Nasal cavity and middle ear</b>																		
C30.0	Nasal cavity	5						1						1		2	1	
C30.1	Middle ear	1											1					
<b>Accessory sinuses</b>																		
C31.0	Maxillary sinus	6								1		2	1	1			1	
C31.1	Ethmoid sinus	1													1			
C31.3	Sphenoid sinus	1								1								
C31.9	Accessory sinus, NOS	2									1	1						
<b>Larynx</b>																		
C32.0	Glottis	22						3			2	2	1	4	4	3	3	
C32.1	Supraglottis	9						1					1	2	1	1	3	
C32.9	Larynx, NOS	10						1				1	1	2		3	2	
<b>Trachea</b>																		
C33.9	Trachea	2														2		
<b>Bronchus and lungs</b>																		
C34.0	Main bronchus	1									1							
C34.1	Upper lobe, lung	2							1					1				
C34.2	Middle lobe, lung	1									1							
C34.3	Lower lobe, lung	1										1						
C34.9	Lung, NOS	159					1		3	5	14	11	26	27	20	21	13	18
<b>Thymus</b>																		
C37.9	Thymus	5					1		1	1	1		1					
<b>Heart, mediastinum, and pleura</b>																		
C38.3	Mediastinum, NOS	4			1						1			2				
<b>Bones, joints and articular cartilage of limbs</b>																		
C40.0	Long bones of upper limb, scapula and associated joints	2	1													1		
C40.1	Short bones of upper limb, and associated joints	2									1		1					
C40.2	Long bones of lower limb and associated joints	21	1	3	4	1	1	2	1	1	2	2		1	2			
C40.9	Bones of limb, NOS	7		1	1	1		1		1						2		
<b>Bones, joints and articular cartilage of other and unspecified sites</b>																		
C41.0	Bones of skull and face and associated joints	3			1						1				1		1	
C41.1	Mandible	2						1			1							
C41.2	Vertebral column	1														1		
C41.3	Rib, sternum, clavicle and associated joints	3			1							1		1				
C41.4	Pelvic bones, sacrum, coccyx and associated joints	4			1			2				1						
C41.9	Bone, NOS	6			2			2								1	1	

ICD-O Code	All	Age Group																
		0-4	5-9	10-14	15-19	20-24	25-29	30-34	35-39	40-44	45-49	50-54	55-59	60-64	65-69	70-74	75+	
<b>Bone marrow</b>																		
C42.1	Bone marrow	417	31	15	15	13	8	21	13	18	23	23	45	32	40	63	20	37
<b>Spleen</b>																		
C42.2	Spleen	2									2							
<b>Skin</b>																		
C44.0	Skin of lip, NOS	2													1			1
C44.1	Eyelid	2								1								1
C44.2	External ear	5										1	1	1		1		1
C44.3	Skin of other and unspecified parts of face	14					1					1	1	3	3			5
C44.4	Skin of scalp and neck	5	1										3					1
C44.5	Skin of trunk	9			1					1	1				1	2		3
C44.6	Skin of upper limb and shoulder	5					1						1		2		1	
C44.7	Skin of lower limb and hip	22										1	2	2	4	3	4	6
C44.9	Skin, NOS	14					1	1		1	1		2		2	2	2	2
<b>Peripheral nerves and autonomic nervous System</b>																		
C47.0	...of head	1	1															
C47.1	...of upper limb and shoulder	1														1		
C47.3	...of thorax	1										1						
C47.5	...of pelvis	1												1				
C47.9	Autonomic nervous system, NOS	12	3				1	2		2	1	1						2
<b>Retroperitoneum and peritoneum</b>																		
C48.0	Retroperitoneum	11	1		2	1			1		2	1	2		1			
C48.2	Peritoneum, NOS	1											1					
<b>Connective subcutaneous and other soft tissues</b>																		
C49.0	...of head, face, and neck	10			1	1					2				1		1	1
C49.1	...of upper limb and shoulder	7					1		2		1		1				2	
C49.2	...of lower limb and hip	19		1	1			2	1	1		2	2	3		3	2	1
C49.3	...of thorax	6							1	2			1		1		1	
C49.4	...of abdomen	5	1	1								1	1			1		
C49.5	...of pelvis	2										1				1		
C49.9	... NOS	24		2	2	1		1	3	2	2	1	3	2	1	3	1	
<b>Breast</b>																		
C50.0	Nipple	1																1
C50.4	Upper outer quadrant of breast	1													1			
C50.9	Breast, NOS	1857					4	22	67	120	217	312	338	270	200	127	86	94
<b>Vulva</b>																		
C51.0	Labium majus	1										1						
C51.9	Vulva, NOS	23									3		3	2	6	3	1	5
<b>Vagina</b>																		
C52.9	Vagina, NOS	29							1		1	6	6		2	4	4	5
<b>Cervix Uteri</b>																		
C53.0	Endocervix	3							1				1					1
C53.9	Cervix uteri	878					1	4	9	41	81	121	150	132	106	97	70	66

ICD-O Code	All	Age Group																	
		0-4	5-9	10-14	15-19	20-24	25-29	30-34	35-39	40-44	45-49	50-54	55-59	60-64	65-69	70-74	75+		
<b>Corpus Uteri</b>																			
C54.1	Endometrium	7									2	2	2				1		
C54.2	Myometrium	1															1		
C54.9	Corpus Uteri	176							4	8	7	16	33	43	26	17	11	11	
<b>Uterus, NOS</b>																			
C55.9	Uterus, NOS	53									1	5	9	14	6	5	8	3	2
<b>Ovary</b>																			
C56.9	Ovary	596	1		6	8	10	20	25	34	56	76	116	80	47	52	38	27	
<b>Other and unspecified female genital organs</b>																			
C57.0	Fallopian tube	5									3		2						
C57.9	Female genital tract, NOS	1																1	
<b>Placenta</b>																			
C58.9	Placenta	77				3	16	26	11	10	2	3	5	1					
<b>Kidney</b>																			
C64.9	Kidney	31	2	1		2			1	1	3	3	3	4	3	4	3	1	
<b>Bladder</b>																			
C67.9	Bladder, NOS	35									3	5	1	3	4	6	1	4	8
<b>Other and unspecified urinary organs</b>																			
C68.0	Urethra	1									1								
C68.1	Paraurethral gland	1												1					
<b>Eye and adnexa</b>																			
C69.0	Conjunctiva	1													1				
C69.2	Retina	14	12	2															
C69.3	Choroid	1															1		
C69.6	Orbit, NOS	2								1			1						
C69.9	Eye, NOS	5							2		1		1				1		
<b>Meninges</b>																			
C70.1	Spinal meninges	1						1											
C70.9	Meninges, NOS	5									1		1		1			1	
<b>Brain</b>																			
C71.0	Cerebrum	2									1		1						
C71.1	Frontal lobe	11				3				3	1	1	1	2					
C71.2	Temporal lobe	6					1	1		1	2			1					
C71.3	Parietal lobe	7								1			2	1	1	2			
C71.4	Occipital lobe	7						1			1	2	1		2				
C71.5	Ventricle, NOS	1											1						
C71.6	Cerebellum, NOS	9	1		2	1	2				1			1	1				
C71.7	Brain stem	5	1	2	1	1													
C71.9	Brain, NOS	83	4	9	5	2	3	2	8	3	7	11	7	7	8	3	2	2	
<b>Spinal cord, cranial nerves and other parts of central nervous system</b>																			
C72.1	Cauda equine	1				1													
C72.2	Olfactory nerve	1															1		
C72.9	Nervous system, NOS	1		1															

ICD-O Code	All	Age Group																
		0-4	5-9	10-14	15-19	20-24	25-29	30-34	35-39	40-44	45-49	50-54	55-59	60-64	65-69	70-74	75+	
<b>Thyroid gland</b>																		
C73.9	Thyroid Gland	592		1	6	9	55	48	60	69	71	71	67	43	32	29	15	16
<b>Adrenal gland</b>																		
C74.0	Cortex of adrenal gland	5	1				1				1	1	1					
C74.1	Medulla of adrenal gland	3				1			1					1				
C74.9	Adrenal Gland	7	3	2							1	1						
<b>Other endocrine glands and related structures</b>																		
C75.1	Pituitary gland	5						1	1		1		1	1				
C75.2	Craniopharyngeal duct	1				1												
C75.3	Pineal gland	2						1		1								
<b>Other and ill defined sites</b>																		
C76.0	Head, face or neck, NOS	4				1								1			1	1
C76.2	Abdomen, NOS	3					1				1					1		
C76.3	Pelvis,	1			1													
C76.8	Overlapping lesion of ill defined sites	1								1								
<b>Lymph nodes</b>																		
C77.0	Lymph nodes of head, face and neck	8								2	1		1	1	2		1	
C77.2	Intra-abdominal lymph nodes	2			1			1										
C77.3	Lymph nodes of axilla or arm	3						1										2
C77.9	Lymph node, NOS	222	2	9	7	17	17	8	6	9	13	14	21	20	27	13	22	17
<b>Unknown Primary Site</b>																		
C80.9	Unknown primary site	138						2	4	7	11	10	19	18	19	11	26	11
<b>All sites</b>		<b>7314</b>	<b>70</b>	<b>50</b>	<b>59</b>	<b>70</b>	<b>138</b>	<b>194</b>	<b>255</b>	<b>394</b>	<b>633</b>	<b>847</b>	<b>1109</b>	<b>934</b>	<b>786</b>	<b>689</b>	<b>538</b>	<b>548</b>

**Table 11 Number of cancer cases by histological type and sub-site - 2005**

Site	Histology	No	%
Lip	Carcinoma, undifferentiated, NOS	3	8.1
	Verrucous carcinoma, NOS	2	5.4
	Squamous cell carcinoma, NOS	30	81.1
	Adenoid cystic carcinoma	1	2.7
	Malignant melanoma, NOS	1	2.7
	Total	37	100
Base of tongue	Neoplasm, malignant	2	2.4
	Carcinoma, undifferentiated, NOS	1	1.2
	Carcinoma, anaplastic, NOS	1	1.2
	Verrucous carcinoma, NOS	1	1.2
	Squamous cell carcinoma, NOS	70	84.3
	Squamous cell carcinoma, keratinising, NOS	1	1.2
	Adenocarcinoma, NOS	1	1.2
	Adenoid cystic carcinoma	5	6.0
	Adenosquamous carcinoma	1	1.2
	Total	83	100
Other and unspecified parts of tongue	Neoplasm, malignant	8	3.0
	Carcinoma, NOS	1	0.4
	Carcinoma, undifferentiated, NOS	2	0.7
	Verrucous carcinoma, NOS	3	1.1
	Squamous cell carcinoma, NOS	252	93.3
	Squamous cell carcinoma, large cell, non-keratinising, NOS	2	0.7
	Adenoid cystic carcinoma	1	0.4
	Adenosquamous carcinoma	1	0.4
	Total	270	100
Gum	Neoplasm, malignant	10	6.9
	Carcinoma, NOS	1	0.7
	Carcinoma, undifferentiated, NOS	9	6.3
	Small cell carcinoma, NOS	2	1.4
	Verrucous carcinoma, NOS	3	2.1
	Squamous cell carcinoma, NOS	100	69.4
	Adenocarcinoma, NOS	6	4.2
	Adenoid cystic carcinoma	6	4.2
	Mucoepidermoid carcinoma	3	2.1
	Acinar cell carcinoma	1	0.7
	Adenosquamous carcinoma	3	2.1
	Total	144	100
Floor of mouth	Neoplasm, malignant	12	14.6
	Carcinoma, NOS	1	1.2
	Carcinoma, undifferentiated, NOS	5	6.1
	Verrucous carcinoma, NOS	1	1.2
	Squamous cell carcinoma, NOS	61	74.4
	Squamous cell carcinoma, large cell, non-keratinising, NOS	1	1.2
	Mucoepidermoid carcinoma	1	1.2
	Total	82	100



Site	Histology	No	%
Palate	Neoplasm, malignant	5	5.6
	Carcinoma, NOS	1	1.1
	Carcinoma, undifferentiated, NOS	4	4.5
	Small cell carcinoma, NOS	1	1.1
	Verrucous carcinoma, NOS	2	2.2
	Squamous cell carcinoma, NOS	68	76.4
	Adenoid cystic carcinoma	4	4.5
	Mucoepidermoid carcinoma	2	2.2
	Acinar cell carcinoma	1	1.1
	Sarcoma, NOS	1	1.1
	Total	89	100
Other and unspecified parts of mouth	Neoplasm, malignant	30	6.8
	Carcinoma, undifferentiated, NOS	5	1.1
	Verrucous carcinoma, NOS	5	1.1
	Squamous cell carcinoma, NOS	383	87.2
	Squamous cell carcinoma, keratinising, NOS	3	0.7
	Adenocarcinoma, NOS	5	1.1
	Adenoid cystic carcinoma	4	0.9
	Acinar cell carcinoma	1	0.2
	Adenosquamous carcinoma	1	0.2
	Malignant melanoma, NOS	1	0.2
	Liposarcoma, NOS	1	0.2
		Total	439
Parotid gland	Neoplasm, malignant	1	1.7
	Pleomorphic carcinoma	1	1.7
	Squamous cell carcinoma, NOS	22	36.7
	Adenocarcinoma, NOS	6	10.0
	Adenoid cystic carcinoma	2	3.3
	Oxyphilic adenocarcinoma	1	1.7
	Mucoepidermoid carcinoma	19	31.7
	Acinar cell carcinoma	1	1.7
	Carcinoma in pleomorphic adenoma	3	5.0
	Haemangiosarcoma	1	1.7
	Malignant lymphoma, NOS	1	1.7
	Malignant lymphoma, non-Hodgkin, NOS	2	3.3
	Total	60	100
Other and unspecified major salivary glands	Squamous cell carcinoma, NOS	8	42.1
	Adenocarcinoma, NOS	4	21.1
	Adenoid cystic carcinoma	3	15.8
	Mucoepidermoid carcinoma	4	21.1
	Total	19	100
Tonsil	Neoplasm, malignant	4	3.3
	Carcinoma, NOS	1	0.8
	Carcinoma, undifferentiated, NOS	1	0.8
	Verrucous carcinoma, NOS	1	0.8
	Squamous cell carcinoma, NOS	112	93.3
	Squamous cell carcinoma, keratinising, NOS	1	0.8
	Total	120	100

Cancer Incidence Data - 2005

Site	Histology	No	%
Oropharynx	Neoplasm, malignant	4	9.1
	Carcinoma, NOS	1	2.3
	Carcinoma, undifferentiated, NOS	7	15.9
	Small cell carcinoma, NOS	1	2.3
	Squamous cell carcinoma, NOS	31	70.5
	Total	44	100
Nasopharynx	Neoplasm, malignant	2	5.7
	Carcinoma, undifferentiated, NOS	3	8.6
	Papillary carcinoma, NOS	1	2.9
	Squamous cell carcinoma, NOS	25	71.4
	Squamous cell carcinoma, keratinising, NOS	1	2.9
	Adenoid cystic carcinoma	2	5.7
	Mucoepidermoid carcinoma	1	2.9
	Total	35	100
Pyriiform Sinus	Neoplasm, malignant	5	2.9
	Carcinoma, undifferentiated, NOS	1	0.6
	Squamous cell carcinoma, NOS	163	95.9
	Squamous cell carcinoma, keratinising, NOS	1	0.6
	Total	170	100
Hypopharynx	Carcinoma, undifferentiated, NOS	1	1.8
	Verrucous carcinoma, NOS	2	3.6
	Squamous cell carcinoma, NOS	49	89.1
	Squamous cell carcinoma, keratinising, NOS	1	1.8
	Adenosquamous carcinoma	2	3.6
	Total	55	100
Other and ill defined sites in lip oral cavity and pharynx	Carcinoma, undifferentiated, NOS	2	4.1
	Squamous cell carcinoma, NOS	45	91.8
	Basaloid carcinoma	1	2.0
	Adenosquamous carcinoma	1	2.0
	Total	49	100
Esophagus	Neoplasm, malignant	51	5.0
	Carcinoma, undifferentiated, NOS	5	0.5
	Small cell Carcinoma, NOS	2	0.2
	Papillary carcinoma, NOS	1	0.1
	Squamous cell carcinoma, NOS	830	81.2
	Squamous cell carcinoma, keratinising, NOS	12	1.2
	Squamous cell carcinoma, adenoid	1	0.1
	Basaloid carcinoma	2	0.2
	Adenocarcinoma, NOS	104	10.2
	Papillary adenocarcinoma, NOS	1	0.1
	Mucinous adenocarcinoma	2	0.2
	Mucin producing adenocarcinoma	1	0.1
	Signet ring cell carcinoma	3	0.3
	Adenosquamous carcinoma	4	0.4
	Spindle cell sarcoma	1	0.1
	Leiomyosarcoma, NOS	1	0.1
	Malignant lymphoma, non-Hodgkin, NOS	1	0.1
	Total	1022	100

Site	Histology	No	%
Stomach	Neoplasm, malignant	8	3.7
	Carcinoma, NOS	2	0.9
	Carcinoma, undifferentiated, NOS	3	1.4
	Squamous cell carcinoma, NOS	16	7.5
	Adenocarcinoma, NOS	176	82.2
	Mucinous adenocarcinoma	2	0.9
	Signet ring cell carcinoma	2	0.9
	Gastrointestinal stromal sarcoma	4	1.9
	Malignant lymphoma, NOS	1	0.5
	Total	214	100
Small intestine	Neoplasm, malignant	2	7.4
	Squamous cell carcinoma, NOS	1	3.7
	Adenocarcinoma, NOS	13	48.1
	Carcinoid tumor, NOS	3	11.1
	Neuroendocrine carcinoma, NOS	1	3.7
	Spindle cell sarcoma	1	3.7
	Leiomyosarcoma, NOS	3	11.1
	Gastrointestinal stromal sarcoma	1	3.7
	Gastrointestinal stromal tumor, NOS	1	3.7
	Malignant lymphoma, NOS	1	3.7
	Total	27	100
Colon	Neoplasm, malignant	9	3.1
	Carcinoma, NOS	1	0.3
	Carcinoma, undifferentiated, NOS	6	2.0
	Squamous cell carcinoma, NOS	1	0.3
	Adenocarcinoma, NOS	249	84.0
	Adenocarcinoma in adenomatous polyp	3	1.0
	Carcinoid tumor of uncertain malignant potential	1	0.3
	Carcinoid tumor, NOS	2	0.7
	Papillary adenocarcinoma, NOS	1	0.3
	Papillary mucinous cystadenocarcinoma	1	0.3
	Mucinous adenocarcinoma	9	3.1
	Mucin producing adenocarcinoma	1	0.3
	Signet ring cell carcinoma	7	2.4
	Adenosquamous carcinoma	1	0.3
	Leiomyosarcoma, NOS	1	0.3
	Gastrointestinal stromal sarcoma	2	0.7
	Malignant lymphoma, non-Hodgkin, NOS	1	0.3
Total	296	100	
Rectosigmoid junction	Squamous cell carcinoma, NOS	1	2.9
	Adenocarcinoma, NOS	31	91.2
	Mucinous adenocarcinoma	1	2.9
	Signet ring cell carcinoma	1	2.9
Total	34	100	

Cancer Incidence Data - 2005

Site	Histology	No	%
Rectum	Neoplasm, malignant	15	3.6
	Carcinoma, undifferentiated, NOS	2	0.5
	Small cell carcinoma, NOS	1	0.2
	Squamous cell carcinoma, NOS	3	0.7
	Basaloid carcinoma	1	0.2
	Adenocarcinoma, NOS	369	89.8
	Carcinoid tumour, NOS	1	0.2
	Papillary adenocarcinoma, NOS	1	0.2
	Clear cell adenocarcinoma, NOS	1	0.2
	Mucinous adenocarcinoma	5	1.2
	Mucin producing adenocarcinoma	2	0.5
	Signet ring cell carcinoma	6	1.5
	Adenosquamous carcinoma	1	0.2
	Malignant melanoma, NOS	2	0.5
	Gastrointestinal stromal sarcoma	1	0.2
Total		411	100
Anus and anal canal	Neoplasm, malignant	2	5.6
	Papillary carcinoma, NOS	1	2.8
	Squamous cell carcinoma, NOS	15	41.7
	Basaloid carcinoma	2	5.6
	Adenocarcinoma, NOS	11	30.6
	Mucinous adenocarcinoma	2	5.6
	Adenosquamous carcinoma	1	2.8
	Malignant melanoma, NOS	2	5.6
Total		36	100
Liver	Neoplasm, malignant	1	0.6
	Adenocarcinoma, NOS	14	8.9
	Hepatocellular carcinoma, NOS	136	86.6
	Malignant melanoma, NOS	1	0.6
	Hepatoblastoma	3	1.9
	Peripheral neuroectodermal tumor	1	0.6
	Malignant lymphoma, NOS	1	0.6
Total		157	100
Intrahepatic bile ducts	Neoplasm, malignant	1	4.0
	Cholangiocarcinoma	22	88.0
	Klatskin tumor	1	4.0
	Lipobarcoma, NOS	1	4.0
Total		25	100
Gallbladder	Neoplasm, malignant	3	13.0
	Carcinoma, undifferentiated, NOS	1	4.3
	Squamous cell carcinoma, NOS	1	4.3
	Transitional cell carcinoma, NOS	2	8.7
	Adenocarcinoma, NOS	14	60.9
	Papillary adenocarcinoma, NOS	2	8.7
Total		23	100
Other and unspecified parts of the biliary tract	Neoplasm, malignant	2	6.5
	Adenocarcinoma, NOS	15	48.4
	Cholangiocarcinoma	13	41.9
	Tubular adenocarcinoma	1	3.2
	Total		31

Site	Histology	No	%
Pancreas	Neoplasm, malignant	20	26.0
	Carcinoma, undifferentiated, NOS	4	5.2
	Papillary carcinoma, NOS	2	2.6
	Adenocarcinoma, NOS	38	49.4
	Islet cell carcinoma	1	1.3
	Neuroendocrine carcinoma, NOS	3	3.9
	Papillary adenocarcinoma, NOS	4	5.2
	Mucinous adenocarcinoma	3	3.9
	Paget disease, mammary	1	1.3
	Acinar cell tumor	1	1.3
	Total	77	100
Other and ill defined parts of digestive organs	Squamous cell carcinoma, NOS	1	10.0
	Spindle cell sarcoma	1	10.0
	Stromal sarcoma, NOS	1	10.0
	Gastrointestinal stromal sarcoma	7	70.0
	Total	10	100
Nasal cavity	Squamous cell carcinoma, NOS	10	58.8
	Basal cell carcinoma, NOS	1	5.9
	Adenocarcinoma, NOS	1	5.9
	Adenoid cystic carcinoma	1	5.9
	Sarcoma, NOS	1	5.9
	Small cell sarcoma	1	5.9
	Embryonal rhabdomyosarcoma, NOS	1	5.9
	Malignant lymphoma, large B-cell, diffuse, NOS	1	5.9
	Total	17	100
Middle ear	Squamous cell carcinoma, NOS	1	33.3
	Adenoid cystic carcinoma	1	33.3
	Mucoepidermoid carcinoma	1	33.3
	Total	3	100
Accessory Sinuses	Neoplasm, malignant	4	10.0
	Carcinoma, undifferentiated, NOS	1	2.5
	Squamous cell carcinoma, NOS	26	65.0
	Transitional cell carcinoma, NOS	2	5.0
	Adenocarcinoma, NOS	1	2.5
	Adenoid cystic carcinoma	3	7.5
	Mucoepidermoid carcinoma	1	2.5
	Rhabdomyosarcoma , NOS	1	2.5
	Neuroblastoma , NOS	1	2.5
	Total	40	100
Larynx	Neoplasm, malignant	21	5.8
	Carcinoma, undifferentiated, NOS	6	1.6
	Giant cell carcinoma	1	0.3
	Small cell Carcinoma, NOS	2	0.5
	Squamous cell carcinoma, NOS	326	89.3
	Squamous cell carcinoma, keratinising, NOS	3	0.8
	Adenocarcinoma, NOS	3	0.8
	Adenosquamous carcinoma	2	0.5
	Small cell sarcoma	1	0.3
	Total	365	100

Cancer Incidence Data - 2005

Site	Histology	No	%
Trachea	Neoplasm, malignant	2	66.6
	Squamous cell carcinoma, NOS	1	33.3
	Total	3	100
Bronchus and lung	Neoplasm, malignant	118	14.2
	Large cell carcinoma, NOS	4	0.5
	Carcinoma, undifferentiated, NOS	9	1.1
	Carcinoma, anaplastic, NOS	1	0.1
	Small cell carcinoma, NOS	20	2.4
	Small cell carcinoma, intermediate cell	1	0.1
	Non-small cell carcinoma	19	2.3
	Squamous cell carcinoma, NOS	222	26.8
	Squamous cell carcinoma, keratinising, NOS	2	0.2
	Adenocarcinoma, NOS	411	49.6
	Basal cell adenocarcinoma	1	0.1
	Adenoid cystic carcinoma	2	0.2
	Carcinoid tumor, NOS	2	0.2
	Bronchiolo-alveolar adenocarcinoma, NOS	8	1.0
	Alveolar adenocarcinoma	1	0.1
	Papillary adenocarcinoma, NOS	4	0.5
	Mucinous adenocarcinoma	2	0.2
	Spindle cell sarcoma	1	0.1
	Hodgkin lymphoma, NOS	1	0.1
	Total	829	100
Thymus	Squamous cell carcinoma, NOS	1	11.1
	Adenocarcinoma, NOS	1	11.1
	Carcinoid tumor, NOS	1	11.1
	Neuroendocrine carcinoma, NOS	1	11.1
	Thymoma, malignant, NOS	2	22.2
	Thymoma, type B2, malignant	1	11.1
	Malignant lymphoma, NOS	1	11.1
	Malignant lymphoma, non-Hodgkin, NOS	1	11.1
Total	9	100	
Heart, mediastinum and pleura	Neoplasm, malignant	2	11.1
	Carcinoma, undifferentiated, NOS	2	11.1
	Small cell carcinoma, NOS	1	5.6
	Adenocarcinoma, NOS	1	5.6
	Carcinoid tumor, NOS	1	5.6
	Thymoma, malignant, NOS	2	11.1
	Fibrous mesothelioma, malignant	1	5.6
	Teratoma, malignant, NOS	1	5.6
	Mixed germ cell tumor	5	27.8
	Malignant lymphoma, NOS	1	5.6
Hodgkin lymphoma, NOS	1	5.6	
Total	18	100	
Other and ill defined sites in respiratory system and intrathoracic organs	Superficial spreading adenocarcinoma	1	100
	Total	1	100

Site	Histology	No	%
Bones, joints and articular cartilage of limbs	Neoplasm, malignant	3	4.5
	Spindle cell sarcoma	1	1.5
	Giant cell sarcoma	1	1.5
	Epithelioid sarcoma	1	1.5
	Osteosarcoma, NOS	38	57.6
	Fibroblastic osteosarcoma	1	1.5
	Aggressive osteosarcoma	1	1.5
	Chondrosarcoma, NOS	2	3.0
	Giant cell tumor of bone,malignant	4	6.1
	Ewing sarcoma	11	16.7
	Plasmacytoma, NOS	2	3.0
	Langerhans cell histiocytosis, unifocal	1	1.5
		Total	66
Bones, joints and articular cartilage of other and unspecified sites	Neoplasm, malignant	1	2.3
	Osteosarcoma, NOS	9	20.9
	Chondroblastic osteosarcoma	1	2.3
	Chondrosarcoma, NOS	9	20.9
	Giant cell tumor of bone, malignant	2	4.7
	Ewing sarcoma	10	23.3
	Plasmacytoma, NOS	11	25.6
	Total	43	100
Bone marrow	Malignant lymphoma, NOS	6	0.7
	Malignant lymphoma, non-Hodgkin, NOS	6	0.7
	Malignant lymphoma, lymphoplasmacytic	1	0.1
	Precursor cell lymphoblastic lymphoma, NOS	2	0.2
	Plasmacytoma, NOS	1	0.1
	Multiple myeloma	247	26.8
	Plasma cell leukemia	1	0.1
	Monoclonal gammopathy of undetermined significance	1	0.1
	Leukemia, NOS	2	0.2
	Acute Leukemia, NOS	3	0.3
	B-cell chronic lymphocytic leukemia /small lymphocytic lymphoma	25	2.7
	Prolymphocytic leukemia, NOS	1	0.1
	Precursor cell lymphoblastic leukemia, NOS (Acute lymphoblastic leukemia)	209	22.6
	Acute myeloid leukemia, M6 type	2	0.2
	Acute myeloid leukemia, NOS	91	9.9
	Chronic myeloid leukemia, NOS	128	13.9
	Acute myelomonocytic leukemia	31	3.4
	Acute myeloid leukemia with abnormal marrow eosinophils	1	0.1
	Acute myeloid leukemia without maturation	16	1.7
	Acute myeloid leukemia with maturation	43	4.7
	Atypical chronic myeloid leukemia, BCR/ABL negative	2	0.2
	Acute panmyelosis with myelofibrosis	8	0.9
	Hairy cell leukemia	2	0.2
	Chronic myelomonocytic leukemia	2	0.2
	Juvenile myelomonocytic leukemia	1	0.1
	Polycythemia vera	15	1.6
	Myelosclerosis with myeloid metaplasia	5	0.5
	Essential thrombocythemia	4	0.4
	Lymphoproliferative disorder, NOS	1	0.1
	Myeloproliferative disease, NOS	2	0.2
Refractory anemia with excess blasts in transformation [obs]	1	0.1	
Myelodysplastic Syndrome, NOS	63	6.8	
	Total	923	100

Site	Histology	No	%
Spleen	Splenic marginal zone B-cell lymphoma	5	100
	Total	5	100
Skin	Neoplasm, malignant	3	1.5
	Carcinoma, undifferentiated, NOS	1	0.5
	Verrucous carcinoma, NOS	1	0.5
	Squamous cell carcinoma, NOS	116	57.7
	Squamous cell carcinoma, large cell, nonkeratinising, NOS	1	0.0
	Lymphoepithelial carcinoma	1	0.5
	Basal cell carcinoma, NOS	25	0.5
	Basosquamous carcinoma	2	12.4
	Adenoid basal carcinoma	2	1.0
	Adenoid cystic carcinoma	1	1.0
	Merkel cell carcinoma	1	0.5
	Skin appendage carcinoma	3	0.5
	Nodular hidradenoma, malignant	1	1.5
	Malignant melanoma, NOS	33	0.5
	Dermatofibrosarcoma, NOS	3	16.4
	Mycosis fungoides	4	1.5
	Cutaneous T-cell lymphoma, NOS	1	2.0
	Langerhans cell histiocytosis, NOS	1	0.5
	Langerhans cell histiocytosis, multifocal	1	0.5
		Total	201
Peripheral nerves and autonomic nervous system	Peripheral neuroectodermal tumor	7	28.0
	Neuroblastoma, NOS	7	28.0
	Malignant peripheral nerve sheath tumor	11	44.0
	Total	25	100
Retroperitoneum and Peritoneum	Neoplasm, Malignant	2	11.8
	Carcinoma, undifferentiated, NOS	1	5.9
	Adenocarcinoma, NOS	2	11.8
	Sarcoma, NOS	4	23.5
	Spindle cell sarcoma	1	5.9
	Small cell sarcoma	1	5.9
	Liposarcoma, NOS	3	17.6
	Leiomyosarcoma, NOS	2	11.8
Rhabdomyosarcoma, NOS	1	5.9	
	Total	17	100
Connective subcutaneous and other soft tissues	Neoplasm, Malignant	2	1.4
	Giant cell carcinoma	1	0.7
	Sarcoma, NOS	50	34.7
	Spindle cell sarcoma	17	11.8
	Giant cell sarcoma	1	0.7
	Small cell sarcoma	1	0.7
	Epithelioid sarcoma	1	0.7
	Desmoplastic small round cell tumour	1	0.7
	Fibromyxosarcoma	1	0.7
	Atypical fibrous histiocytoma	1	0.7
	Malignant fibrous histiocytoma	6	4.2
	Liposarcoma	7	4.9
	Leiomyosarcoma, NOS	15	10.4
	Rhabdomyosarcoma, NOS	7	4.9
	Embryonal rhabdomyosarcoma, NOS	4	2.8
Synovial sarcoma, NOS	11	7.6	



Site	Histology	No	%
	Synovial sarcoma, biphasic	2	1.4
	Haemangiosarcoma	5	3.5
	Epithelioid haemangi endothelioma, malignant	1	0.7
	Haemangiopericytoma, NOS	1	0.7
	Haemangiopericytoma, malignant	2	1.4
	Haemangioblastoma	1	0.7
	Plasmacytoma, extramedullary	1	0.7
	Histiocytic sarcoma	3	2.1
	Myeloid sarcoma	2	1.4
	<b>Total</b>	<b>142</b>	<b>100</b>
<b>Breast</b>	Neoplasm, malignant	109	5.7
	Carcinoma in situ, NOS	1	0.1
	Carcinoma, undifferentiated, NOS	6	0.3
	Papillary carcinoma, NOS	11	0.6
	Squamous cell carcinoma, NOS	1	0.1
	Adenocarcinoma, NOS	4	0.2
	Tubular adenocarcinoma	2	0.1
	Neuroendocrine carcinoma, NOS	1	0.1
	Papillary adenocarcinoma, NOS	1	0.1
	Mucinous adenocarcinoma- Mucoïd carcinoma	16	0.8
	Signet ring cell carcinoma	1	0.1
	Infiltrating duct carcinoma, NOS	1686	88.4
	Comedocarcinoma, NOS	3	0.2
	Intraductal papillary adenocarcinoma with invasion	1	0.1
	Atypical medullary carcinoma	7	0.4
	Duct carcinoma, desmoplastic type	2	0.1
	Lobular carcinoma, NOS	40	2.1
	Acinar cell carcinoma	1	0.1
	Adenocarcinoma with squamous metaplasia	1	0.1
	Stromal sarcoma, NOS	2	0.1
	Malignant myoepithelioma	1	0.1
	Phyllodes tumour, malignant	7	0.4
	Haemangiosarcoma	3	0.2
	Mature T-cell lymphoma, NOS	1	0.1
	<b>Total</b>	<b>1908</b>	<b>100</b>
<b>Vulva</b>	Neoplasm, malignant	1	4.2
	Verrucous carcinoma, NOS	3	12.5
	Squamous cell carcinoma, NOS	17	70.8
	Squamous cell carcinoma, keratinising, NOS	1	4.2
	Basal cell carcinoma, NOS	1	4.2
	Adenocarcinoma, NOS	1	4.2
	<b>Total</b>	<b>24</b>	<b>100</b>
<b>Vagina</b>	Neoplasm, malignant	1	3.4
	Squamous cell carcinoma, NOS	18	62.1
	Adenocarcinoma, NOS	4	13.8
	Adenosquamous carcinoma	2	6.9
	Malignant melanoma, NOS	3	10.3
	Leiomyosarcoma, NOS	1	3.4
	<b>Total</b>	<b>29</b>	<b>100</b>

Cancer Incidence Data - 2005

Site	Histology	No	%
Cervix uteri	Neoplasm, malignant	43	4.9
	Carcinoma insitu, NOS	12	1.4
	Carcinoma, NOS	1	0.1
	Carcinoma, undifferentiated, NOS	2	0.2
	Carcinoma, anaplastic, NOS	1	0.1
	Squamous cell carcinoma, NOS	674	76.5
	Squamous cell carcinoma, keratinising, NOS	74	8.4
	Squamous cell carcinoma, large cell, non keratinising, NOS	40	4.5
	Basal cell carcinoma, NOS	1	0.1
	Adenocarcinoma, NOS	26	3.0
	Papillary adenocarcinoma, NOS	3	0.3
	Endometrioid adenocarcinoma, NOS	1	0.1
	Adenosquamous carcinoma	1	0.1
	Spindle cell sarcoma	2	0.2
	Total	881	100
Corpus Uteri	Neoplasm, malignant	2	1.1
	Papillary carcinoma, NOS	3	1.6
	Squamous cell carcinoma, NOS	3	1.6
	Squamous cell carcinoma, large cell, non keratinising, NOS	1	0.5
	Adenocarcinoma, NOS	75	40.8
	Papillary adenocarcinoma, NOS	6	3.3
	Endometrioid adenocarcinoma, NOS	75	40.8
	Serous cystadenocarcinoma, NOS	1	0.5
	Mucinous adenocarcinoma	1	0.5
	Sarcoma, NOS	1	0.5
	Leiomyosarcoma, NOS	4	2.2
	Endometrial stromal sarcoma, NOS	7	3.8
	Mullerian mixed tumour	4	2.2
	Choriocarcinoma, NOS	1	0.5
	Total	184	100
Uterus, NOS	Squamous cell carcinoma, NOS	1	1.9
	Adenocarcinoma, NOS	21	39.6
	Papillary adenocarcinoma, NOS	1	1.9
	Endometrioid adenocarcinoma, NOS	13	24.5
	Sarcoma, NOS	1	1.9
	Leiomyosarcoma, NOS	13	24.5
	Smooth muscle tumour of uncertain malignant potential	2	3.8
	Adenosarcoma	1	1.9
	Total	53	100
Other and unspecified female genital organs	Adenocarcinoma, NOS	4	66.7
	Endometrioid adenocarcinoma, NOS	1	16.7
	Papillary serous cystadenocarcinoma,	1	16.7
	Total	6	100
Placenta	Invasive hydatidiform mole	52	67.5
	Choriocarcinoma, NOS	24	31.2
	Trophoblastic tumour, epithelioid	1	1.3
	Total	77	100

Site	Histology	No	%
Ovary	Neoplasm, malignant	55	9.2
	Carcinoma, undifferentiated, NOS	3	0.5
	Small cell carcinoma, NOS	1	0.2
	Papillary carcinoma, NOS	19	3.2
	Squamous cell carcinoma, NOS	17	2.9
	Squamous cell carcinoma, keratinising, NOS	1	0.2
	Adenocarcinoma, NOS	264	44.3
	Adenoid cystic carcinoma	1	0.2
	Carcinoid tumour, NOS	1	0.2
	Papillary adenocarcinoma, NOS	26	4.4
	Clear cell adenocarcinoma, NOS	1	0.2
	Endometrioid adenocarcinoma, NOS	23	3.9
	Cystadenocarcinoma, NOS	7	1.2
	Serous cystadenocarcinoma, NOS	39	6.5
	Clear cell cystic tumor of borderline malignancy	1	0.2
	Papillary cystadenocarcinoma, NOS	1	0.2
	Papillary serous cystadenocarcinoma	45	7.6
	Serous surface papillary carcinoma	2	0.3
	Mucinous cystadenocarcinoma, NOS	19	3.2
	Papillary mucinous cystadenocarcinoma	5	0.8
	Mucinous cystic tumour of borderline malignancy	4	0.7
	Mucinous adenocarcinoma	12	2.0
	Granulosa cell tumour, malignant	15	2.5
	Granulosa cell tumour, juvenile	2	0.3
	Sarcoma, NOS	1	0.2
	Small cell sarcoma	1	0.2
	Leiomyosarcoma, NOS	2	0.3
	Stromal sarcoma, NOS	1	0.2
	Mullerian mixed tumour	2	0.3
	Dysgerminoma	11	1.8
Yolk sac tumour	3	0.5	
Teratoma, malignant, NOS	6	1.0	
Mixed germ cell tumour	5	0.8	
	Total	596	100
Penis	Neoplasm, malignant	1	1.4
	Carcinoma, undifferentiated, NOS	1	1.4
	Small cell carcinoma, NOS	1	1.4
	Verrucous carcinoma, NOS	3	4.1
	Small cell carcinoma, NOS	60	81.1
	Small cell carcinoma, keratinising, NOS	3	4.1
	Bowen disease	1	1.4
	Basal cell carcinoma, NOS	1	1.4
	Adenocarcinoma, NOS	3	4.1
	Total	74	100
Prostate	Neoplasm, malignant	35	11.6
	Carcinoma, undifferentiated, NOS	10	3.3
	Small cell carcinoma, NOS	2	0.7
	Squamous cell carcinoma, NOS	18	5.9
	Adenocarcinoma, NOS	237	78.2
	Adenosquamous carcinoma	1	0.3
	Total	303	100

Site	Histology	No	%
Testis	Neoplasm, malignant	4	7.0
	Carcinoma, undifferentiated, NOS	3	5.3
	Verrucous carcinoma, NOS	1	1.8
	Adenocarcinoma, NOS	1	1.8
	Sertoli cell carcinoma	1	1.8
	Leydig cell tumour, malignant	1	1.8
	Seminoma, NOS	18	31.6
	Spermatocytic seminoma	1	1.8
	Germinoma	4	7.0
	Embryonal carcinoma, NOS	1	1.8
	Teratoma, malignant, NOS	13	22.8
	Teratocarcinoma	1	1.8
	Mixed germ cell tumour	7	12.3
	Malignant lymphoma, non-Hodgkin, NOS	1	1.8
Total	57	100	
Kidney	Neoplasm, malignant	9	9.0
	Large cell carcinoma, NOS	1	1.0
	Papillary carcinoma, NOS	1	1.0
	Squamous cell carcinoma, NOS	1	1.0
	Transitional cell carcinoma, NOS	4	4.0
	Adenocarcinoma, NOS	1	1.0
	Renal cell carcinoma, NOS	68	68.0
	Malignant fibrous histiocytoma	1	1.0
	Leiomyosarcoma, NOS	1	1.0
	Nephroblastoma, NOS	9	9.0
Clear cell sarcoma of kidney	4	4.0	
Total	100	100	
Bladder	Neoplasm, malignant	6	3.8
	Carcinoma in situ, NOS	1	0.6
	Carcinoma, undifferentiated, NOS	4	2.6
	Carcinoma, anaplastic NOS	2	1.3
	Pseudosarcomatous carcinoma	1	0.6
	Papillary carcinoma, NOS	2	1.3
	Squamous cell carcinoma, NOS	4	2.6
	Lymphoepithelial carcinoma	1	0.6
	Transitional cell carcinoma, NOS	127	81.4
	Papillary transitional cell carcinoma	2	1.3
	Adenocarcinoma, NOS	4	2.6
	Mucin-producing adenocarcinoma	2	1.3
Total	156	100	
Other and unspecified urinary organs	Transitional cell carcinoma, NOS	1	50.0
	Adenocarcinoma, NOS	1	50.0
Total	2	100	

Site	Histology	No	%
Eye and adnexa	Neoplasm, malignant	1	2.5
	Squamous cell carcinoma, NOS	5	12.5
	Adenocarcinoma, NOS	1	2.5
	Adenoid cystic carcinoma	1	2.5
	Malignant melanoma, NOS	5	12.5
	Retinoblastoma	22	55.0
	Malignant peripheral nerve sheath tumour	1	2.5
	Malignant lymphoma, non-Hodgkin, NOS	2	5.0
	Follicular lymphoma, NOS	2	5.0
	Total	40	100
Meninges	Meningioma, malignant	8	66.7
	Atypical meningioma	3	25.0
	Meningeal sarcomatosis	1	8.3
	Total	12	100
Brain	Neoplasm, malignant	9	3.0
	Malignant melanoma, NOS	1	0.3
	Mixed germ cell tumour	2	0.7
	Haemangiopericytoma, malignant	2	0.7
	Haemangioblastoma	6	2.0
	Chordoma, NOS	1	0.3
	Glioma, malignant	84	27.8
	Ependymoma, NOS	7	2.3
	Ependymoma, anaplastic	6	2.0
	Astrocytoma, NOS	86	28.5
	Astrocytoma, anaplastic	12	4.0
	Fibrillary astrocytoma	2	0.7
	Pilocytic astrocytoma	5	1.7
	Glioblastoma, NOS	47	15.6
	Oligodendroglioma, NOS	12	4.0
	Medulloblastoma, NOS	16	5.3
	Central neurocytoma	1	0.3
	Meningioma, malignant	1	0.3
	Neurilemoma, malignant [obs]	1	0.3
	Malignant lymphoma, NOS	1	0.3
	Total	302	100
Spinal Cord and central nervous system and other parts of CNS	Neoplasm, malignant	2	18.2
	Chordoma, NOS	2	18.2
	Myxopapillary ependymoma	2	18.2
	Neuroblastoma, NOS	4	36.4
	Malignant lymphoma, non-Hodgkin, NOS	1	9.1
	Total	11	100

Cancer Incidence Data - 2005

Site	Histology	No	%
Thyroid	Neoplasm, malignant	12	1.6
	Carcinoma, anaplastic, NOS	38	5.1
	Papillary carcinoma, NOS	503	66.9
	Squamous cell carcinoma, NOS	1	0.1
	Adenocarcinoma, NOS	1	0.1
	Oxyphilic adenocarcinoma	2	0.3
	Granular cell carcinoma	1	0.1
	Follicular carcinoma, NOS	144	19.1
	Follicular carcinoma, minimally invasive	1	0.1
	Papillary carcinoma, follicular variant	34	4.5
	Medullary carcinoma, NOS	5	0.7
	Small cell sarcoma	1	0.1
	Malignant lymphoma, NOS	1	0.1
	Malignant lymphoma, non-Hodgkin, NOS	3	0.4
	Hodgkin lymphoma, NOS	1	0.1
Follicular lymphoma, NOS	4	0.5	
Total		752	100
Adrenal	Neoplasm, malignant	5	20.8
	Carcinoma, undifferentiated, NOS	1	4.2
	Adrenal cortical carcinoma	6	25.0
	Pheochromocytoma, malignant	6	25.0
	Neuroblastoma, NOS	6	25.0
Total		24	100
Other endocrine glands and related structures	Pituitary carcinoma, NOS	5	31.3
	Craniopharyngeoma	6	37.5
	Pineocytoma	1	6.3
	Pineoblastoma	3	18.8
	Neurilemoma, malignant [obs]	1	6.3
Total		16	100
Other ill defined sites	Neoplasm, malignant	1	5.9
	Carcinoma, undifferentiated, NOS	1	5.9
	Carcinoma, anaplastic, NOS	1	5.9
	Papillary carcinoma, NOS	3	17.6
	Adenocarcinoma, NOS	5	29.4
	Malignant melanoma, NOS	1	5.9
	Dysgerminoma	1	5.9
	Teratoma, malignant, NOS	1	5.9
	Mixed germ cell tumour	3	17.6
Total		17	100

Site	Histology	No	%
Lymph nodes	Hodgkin Lymphoma, NOS	1	0.2
	Malignant lymphoma, NOS	21	3.6
	Malignant lymphoma, non-Hodgkin, NOS	461	78.7
	Hodgkin lymphoma, NOS	72	12.3
	Hodgkin lymphoma, mixed cellularity, NOS	1	0.2
	Hodgkin lymphoma, nodular sclerosis, NOS	1	0.2
	Malignant lymphoma, small B lymphocytic, NOS	2	0.3
	Malignant lymphoma, lymphoplasmacytic	1	0.2
	Malignant lymphoma, large B cell, diffuse, NOS	6	1.0
	Follicular lymphoma, NOS	5	0.9
	Mature T cell lymphoma, NOS	2	0.3
	Anaplastic large cell lymphoma, T cell and null cell type	1	0.2
	Precursor cell lymphoblastic lymphoma, NOS	1	0.2
	Langerhans cell histiocytosis, NOS	2	0.3
	Langerhans cell histiocytosis , unifocal	1	0.2
	Langerhans cell histiocytosis , multifocal	2	0.3
	Langerhans cell histiocytosis, disseminated	6	1.0
		<b>Total</b>	<b>586</b>
Unknown Primary site	Neoplasm, malignant	136	34.4
	Carcinoma, NOS	4	1.0
	Epithelioma, Malignant	1	0.3
	Large cell carcinoma, NOS	2	0.5
	Carcinoma, undifferentiated, NOS	6	1.5
	Carcinoma, anaplastic, NOS	1	0.3
	Small cell carcinoma, NOS	3	0.8
	Non small cell carcinoma	1	0.3
	Papillary carcinoma, NOS	4	1.0
	Squamous cell carcinoma, NOS	97	24.6
	Squamous cell carcinoma with horn formation	1	0.3
	Adenocarcinoma, NOS	127	32.2
	Papillary adenocarcinoma, NOS	5	1.3
	Papillary carcinoma, follicular variant	1	0.3
	Mucoepidermoid carcinoma	1	0.3
	Papillary mucinous cystadenocarcinoma	1	0.3
	Mucinous adenocarcinoma	1	0.3
	Spindle cell sarcoma	1	0.3
	Germinoma	1	0.3
	Mixed germ cell tumour	1	0.3
	<b>Total</b>	<b>395</b>	<b>100</b>

**Table 12 Lip oral cavity and pharynx**  
**Incidence data 2005**

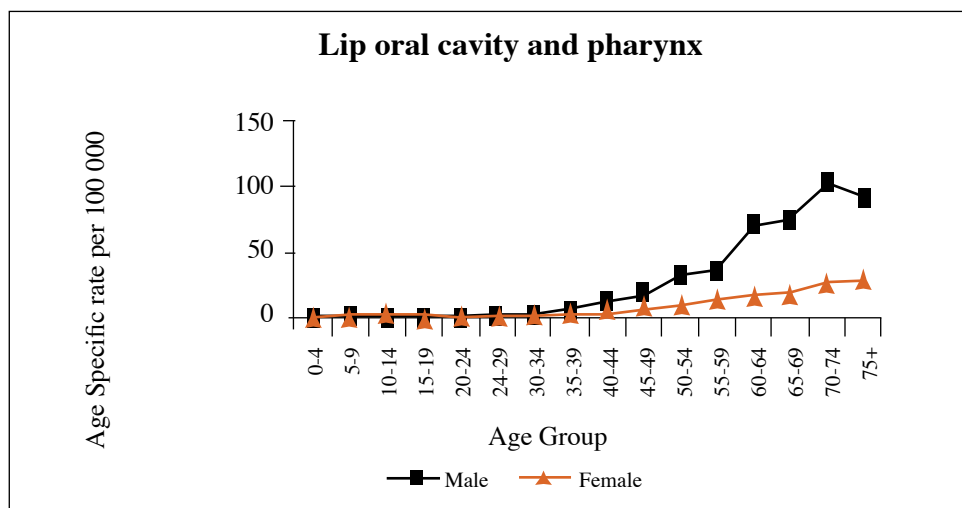
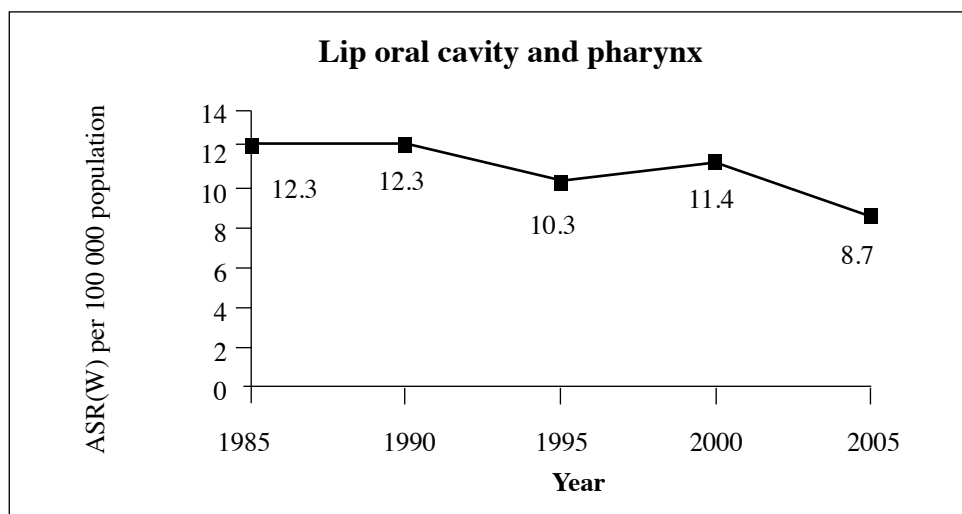
Group	Number	Percentage	ASR
Male	1240	20.5	14.1
Female	377	5.2	3.8
<b>Total</b>	<b>1617</b>	<b>12.1</b>	<b>8.7</b>

ASR- Age standardised rate per 100 000 world population

ICD-O Code		Male	Female
C00.0	External upper lip	4	1
C00.1	External lower lip	14	9
C00.6	Commissure of lip	0	1
C00.8	Overlapping lesion of lip	1	0
C00.9	Lip, NOS	7	0
C01.9	Base of tongue, NOS	67	16
C02.2	Ventral surface of tongue, NOS	1	0
C02.9	Tongue, NOS	218	51
C03.0	Upper gum	40	14
C03.1	Lower gum	37	17
C03.9	Gum, NOS	24	12
C04.9	Floor of mouth, NOS	65	17
C05.0	Hard palate	7	4
C05.1	Soft palate	33	2
C05.2	Uvula	1	0
C05.8	Overlapping lesion of palate	1	0
C05.9	Palate, NOS	32	9
C06.0	Cheek mucosa	248	113
C06.1	Vestibule of mouth	3	0
C06.2	Retromolar area	32	7
C06.9	Mouth, NOS	29	7
C09.9	Tonsil, NOS	105	15
C10.0	Vallecula	19	1
C10.9	Oropharynx	20	4
C11.3	Anterior wall of nasopharynx	1	0
C11.9	Nasopharynx	20	14
C12.9	Pyramidal sinus	147	23
C13.0	Postcricoid region	23	23
C13.2	Posterior wall of hypopharynx	0	1
C13.9	Hypopharynx, NOS	4	4
C14.0	Pharynx, NOS	37	12
	<b>Total</b>	<b>1240</b>	<b>377</b>



Histology	Male	Female
Neoplasm, malignant	57	25
Carcinoma, NOS	5	1
Carcinoma, undifferentiated, NOS	35	9
Carcinoma, anaplastic, NOS	1	0
Small cell carcinoma, NOS	3	1
Verrucous carcinoma, NOS	14	6
Squamous cell carcinoma, NOS	1079	310
Squamous cell carcinoma, keratinising, NOS	5	3
Squamous cell carcinoma, large cell, non-keratinising, NOS	2	1
Adenocarcinoma, NOS	10	2
Adenoid cystic carcinoma	14	9
Mucoepidermoid carcinoma	2	5
Acinar cell carcinoma	2	1
Adenosquamous carcinoma	6	3
Malignant melanoma, NOS	2	0
Sarcoma, NOS	1	0
Liposarcoma, NOS	0	1
Papillary carcinoma, NOS	1	0
Basaloid carcinoma	1	0
<b>Total</b>	<b>1240</b>	<b>377</b>



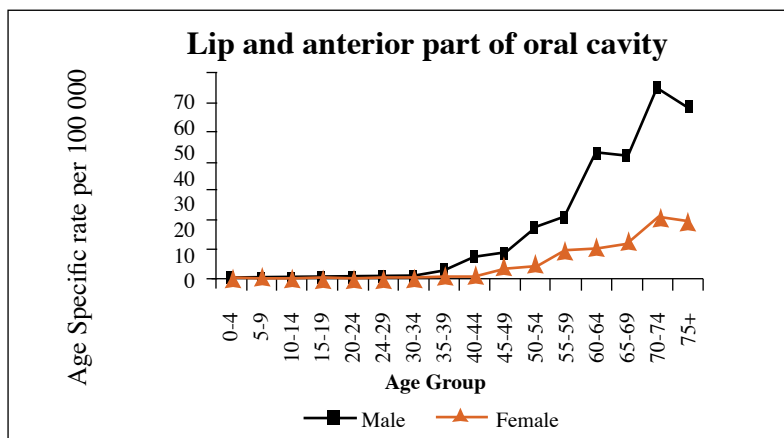
**Table 13 Lip and anterior part of oral cavity  
Incidence data 2005**

Group	Number	Percentage	ASR
Male	730	12.1	8.3
Female	253	3.5	2.6
Total	983	7.3	5.3

ASR- Age standardised rate per 100 000 world population

ICD-O Code		Male	Female
C00.0	External upper lip	4	1
C00.1	External lower lip	14	9
C00.6	Commissure of lip	0	1
C00.8	Overlapping lesion of lip	1	0
C00.9	Lip, NOS	7	0
C02.2	Ventral surface of tongue, NOS	1	0
C02.9	Tongue, NOS	218	51
C03.0	Upper gum	40	14
C03.1	Lower gum	37	17
C03.9	Gum, NOS	24	12
C04.9	Floor of mouth, NOS	65	17
C05.0	Hard palate	7	4
C06.0	Cheek mucosa	248	113
C06.1	Vestibule of mouth	3	0
C06.2	Retromolar area	32	7
C06.9	Mouth, NOS	29	7
	Total	730	253

Histology	Male	Female
Neoplasm, malignant	39	22
Carcinoma, NOS	3	0
Carcinoma, undifferentiated, NOS	19	6
Small cell carcinoma, NOS	2	0
Verrucous carcinoma, NOS	8	6
Squamous cell carcinoma, NOS	634	200
Squamous cell carcinoma, keratinising, NOS	2	1
Squamous cell carcinoma, large cell, non-keratinising, NOS	2	1
Adenocarcinoma, NOS	9	2
Adenoid cystic carcinoma	6	6
Mucoepidermoid carcinoma	1	4
Acinar cell carcinoma	1	1
Adenosquamous carcinoma	2	3
Malignant melanoma, NOS	2	0
Liposarcoma, NOS	0	1
Total	730	253



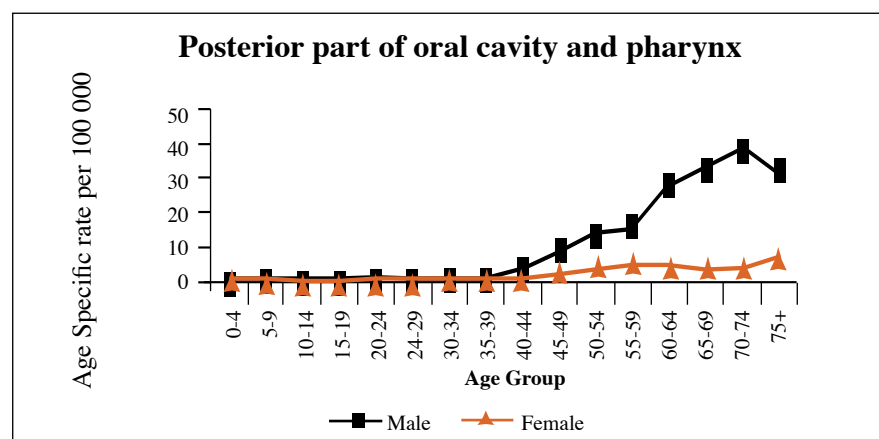
**Table 14 Posterior part of oral cavity and pharynx**  
**Incidence data 2005**

Group	Number	Percentage	ASR
Male	512	8.5	5.8
Female	124	1.7	1.2
Total	634	4.7	3.4

ASR- Age standardised rate per 100 000 world population

ICD-O Code		Male	Female
C01.9	Base of tongue, NOS	67	16
C05.1	Soft palate	33	2
C05.2	Uvula	1	0
C05.8	Overlapping lesion of palate	1	0
C05.9	Palate, NOS	32	9
C09.9	Tonsil, NOS	105	15
C10.0	Vallecula	19	1
C10.9	Oropharynx	20	4
C11.3	Anterior wall of nasopharynx	1	0
C11.3	Superior wall of nasopharynx	1	0
C11.9	Nasopharynx	21	14
C12.9	Pyramidal sinus	147	23
C13.0	Postcricoid region	23	23
C13.2	Posterior wall of hypopharynx	0	1
C13.9	Hypopharynx, NOS	4	4
C14.0	Pharynx, NOS	37	12
	Total	512	124

Histology	Male	Female
Neoplasm, malignant	18	3
Carcinoma, NOS	2	1
Carcinoma, undifferentiated, NOS	16	3
Carcinoma, anaplastic, NOS	1	0
Small cell carcinoma, NOS	1	1
Papillary carcinoma, NOS	1	0
Verrucous carcinoma, NOS	6	0
Squamous cell carcinoma, NOS	447	110
Squamous cell carcinoma, keratinising, NOS	3	2
Basaloid carcinoma	1	0
Adenocarcinoma, NOS	2	1
Adenoid cystic carcinoma	7	2
Mucoepidermoid carcinoma	1	1
Acinar cell carcinoma	1	0
Adenosquamous carcinoma	4	0
Sarcoma, NOS	1	0
Total	512	124



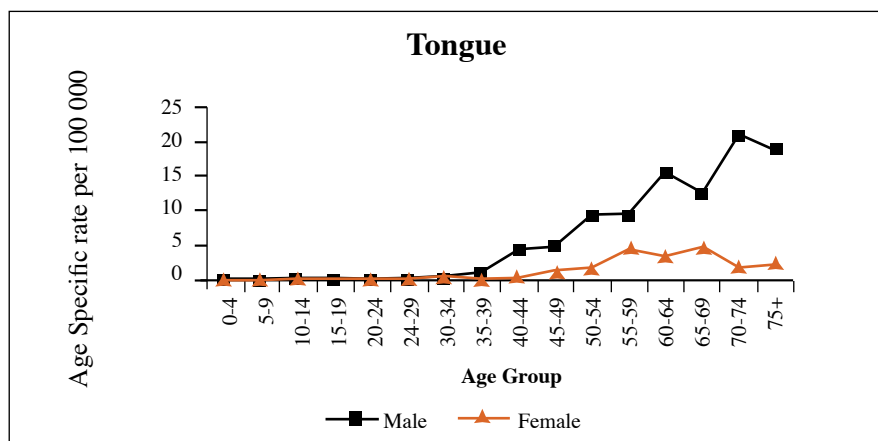
**Table 15 Tongue**  
**Incidence data 2005**

Group	Number	Percentage	ASR
Male	286	4.7	3.2
Female	67	0.9	0.7
Total	353	2.6	1.9

ASR- Age standardised rate per 100 000 world population

ICD-O Code		Male	Female
C01.9	Base of tongue, NOS	67	16
C02.2	Ventral surface of tongue, NOS	1	0
C02.9	Tongue, NOS	218	51
	Total	286	67

Histology	Male	Female
Neoplasm, malignant	8	2
Carcinoma, NOS	1	0
Carcinoma, undifferentiated, NOS	2	1
Carcinoma, anaplastic, NOS	1	0
Verrucous carcinoma, NOS	4	0
Squamous cell carcinoma, NOS	263	59
Squamous cell carcinoma, keratinising, NOS	0	1
Squamous cell carcinoma, large cell, non-keratinising, NOS	1	1
Adenocarcinoma, NOS	1	0
Adenoid cystic carcinoma	4	2
Adenosquamous carcinoma	1	1
Total	286	67



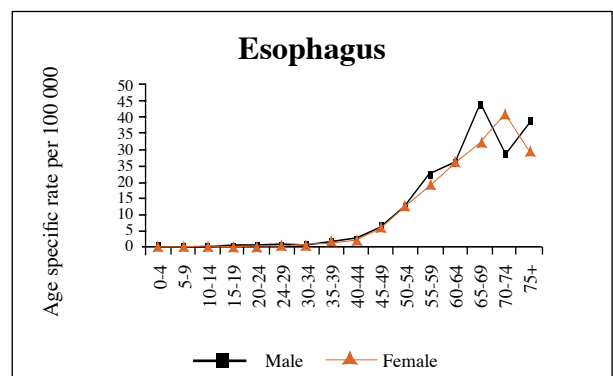
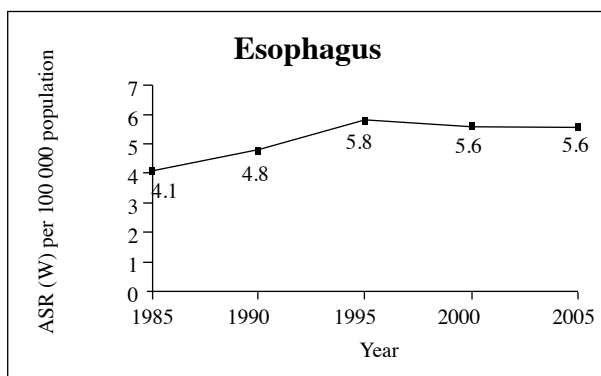
**Table 16 Esophagus  
Incidence data 2005**

Group	Number	Percentage	ASR
Male	498	8.2	5.7
Female	524	7.2	5.5
<b>Total</b>	<b>1021</b>	<b>7.6</b>	<b>5.6</b>

ASR- Age standardised rate per 100 000 world population

ICD-O Code		Male	Female
C15.0	Cervical esophagus	1	0
C15.3	Upper third of esophagus	5	6
C15.4	Middle third of esophagus	27	43
C15.5	Lower third of esophagus	40	30
C15.9	Esophagus, NOS	425	445
<b>Total</b>		<b>498</b>	<b>524</b>

Histology	Male	Female
Neoplasm, malignant	29	22
Carcinoma, undifferentiated, NOS	1	4
Small cell carcinoma, NOS	1	1
Papillary carcinoma, NOS	1	0
Squamous cell carcinoma, NOS	388	442
Squamous cell carcinoma, keratinising, NOS	5	7
Squamous cell carcinoma, adenoid	1	0
Basaloid carcinoma	1	1
Adenocarcinoma, NOS	63	41
Papillary adenocarcinoma, NOS	1	0
Mucinous adenocarcinoma	2	0
Mucin-producing adenocarcinoma	1	0
Signet ring cell carcinoma	2	1
Adenosquamous carcinoma	2	2
Spindle cell sarcoma	0	1
Leiomyosarcoma, NOS	0	1
Malignant lymphoma, non-Hodgkin, NOS	0	1
<b>Total</b>	<b>498</b>	<b>524</b>



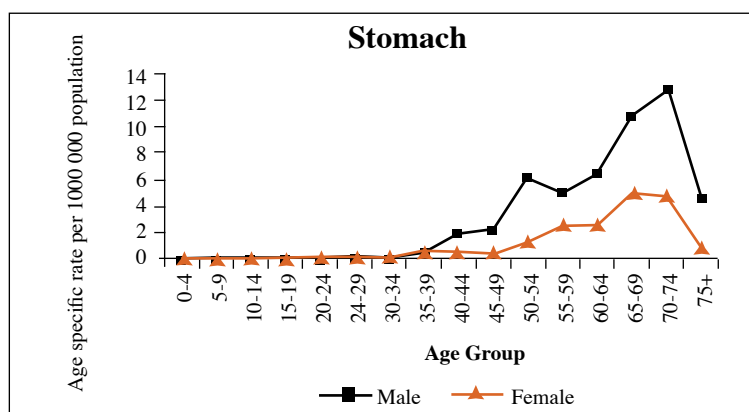
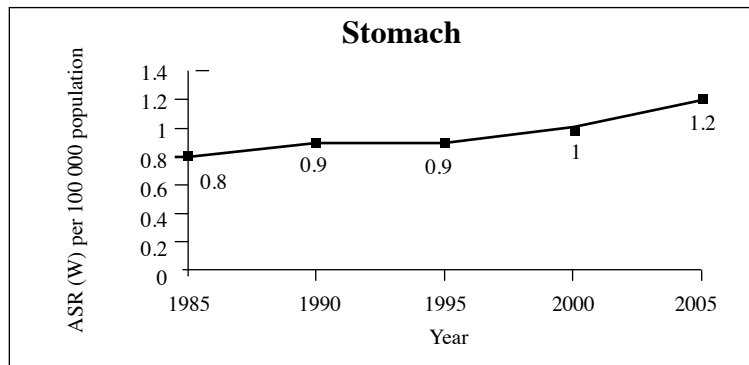
**Table 17 Stomach**  
**Incidence data 2005**

Group	Number	Percentage	ASR
Male	154	2.5	1.7
Female	60	0.8	0.6
<b>Total</b>	<b>214</b>	<b>1.6</b>	<b>1.2</b>

ASR- Age standardised rate per 100 000 world population

ICD-O Code		Male	Female
C16.0	Cardia, NOS	11	7
C16.3	Gastric antrum	2	2
C16.4	Pylorus	2	0
C16.9	Stomach, NOS	139	51
Total		154	60

Histology	Male	Female
Neoplasm, malignant	3	5
Carcinoma, NOS	0	2
Carcinoma, undifferentiated, NOS	3	0
Squamous cell carcinoma, NOS	11	5
Adenocarcinoma, NOS	133	43
Mucinous adenocarcinoma	1	1
Signet ring cell carcinoma	2	0
Gastrointestinal stromal sarcoma	0	4
Malignant lymphoma, NOS	1	0
<b>Total</b>	<b>154</b>	<b>60</b>



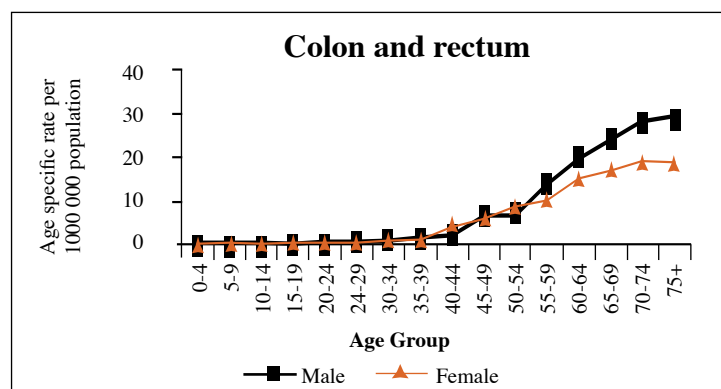
**Table 18 Colon and rectum**  
**Incidence data 2005**

Group	Number	Percentage	ASR
Male	388	6.4	4.4
Female	353	4.8	3.6
Total	741	5.5	4.0

ASR- Age standardised rate per 100 000 world population

ICD-O Code		Male	Female
C18.0	Caecum	14	11
C18.1	Appendix	4	3
C18.2	Ascending colon	3	8
C18.3	Hepatic flexure of colon	1	0
C18.4	Transverse colon	3	8
C18.5	Splenic flexure of colon	1	0
C18.6	Descending colon	2	0
C18.7	Sigmoid colon	26	29
C18.9	Colon, NOS	92	91
C19.9	Rectosigmoid junction	20	14
C20.9	Rectum, NOS	222	189
	Total	388	353

Histology	Male	Female
Neoplasm, malignant	11	13
Carcinoma, NOS	0	1
Carcinoma, undifferentiated, NOS	5	3
Small cell carcinoma, NOS	1	0
Squamous cell carcinoma, NOS	1	4
Basaloid carcinoma	0	1
Adenocarcinoma, NOS	344	305
Adenocarcinoma in adenomatous polyp	1	2
Carcinoid tumour of uncertain malignant potential	1	0
Carcinoid tumour	2	1
Papillary adenocarcinoma, NOS	2	0
Clear cell adenocarcinoma, NOS	0	1
Papillary mucinous cystadenocarcinoma	0	1
Mucinous adenocarcinoma	5	10
Mucin-producing adenocarcinoma	2	1
Signet ring cell carcinoma	8	6
Adenosquamous carcinoma	1	1
Malignant melanoma, NOS	1	1
Leiomyosarcoma, NOS	1	0
Gastrointestinal stromal sarcoma	2	1
Malignant lymphoma, non-Hodgkin, NOS	0	1
Total	388	353



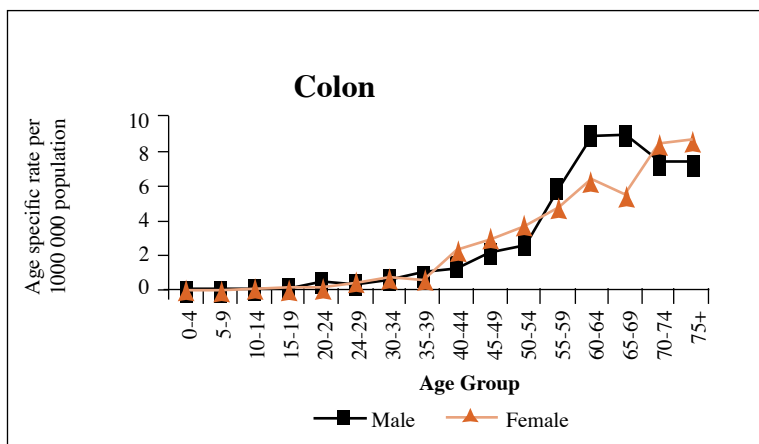
**Table 19 Colon**  
**Incidence data 2005**

Group	Number	Percentage	ASR
Male	146	2.4	1.6
Female	150	2.1	1.5
<b>Total</b>	<b>296</b>	<b>2.2</b>	<b>1.6</b>

ASR- Age standardised rate per 100 000 world population

ICD-O Code		Male	Female
C18.0	Caecum	14	11
C18.1	Appendix	4	3
C18.2	Ascending colon	3	8
C18.3	Hepatic flexure of colon	1	0
C18.4	Transverse colon	3	8
C18.5	Splenic flexure of colon	1	0
C18.6	Descending colon	2	0
C18.7	Sigmoid colon	26	29
C18.9	Colon, NOS	92	91
	<b>Total</b>	<b>146</b>	<b>150</b>

Histology	Male	Female
Neoplasm, malignant	1	10
Carcinoma, NOS	0	1
Carcinoma, undifferentiated, NOS	3	3
Squamous cell carcinoma, NOS	0	1
Adenocarcinoma, NOS	129	120
Adenocarcinoma in adenomatous polyp	1	2
Carcinoid tumour of uncertain malignant potential	1	0
Carcinoid tumour, NOS	1	1
Papillary adenocarcinoma, NOS	1	0
Papillary mucinous cysadenocarcinoma	0	1
Mucinous adenocarcinoma	2	7
Mucin-producing adenocarcinoma	1	0
Signet ring cell carcinoma	4	3
Adenosquamous carcinoma	0	1
Leiomyosarcoma, NOS	1	0
Gastrointestinal stromal sarcoma	1	1
Malignant lymphoma, non-Hodgkin, NOS	0	1
<b>Total</b>	<b>146</b>	<b>150</b>





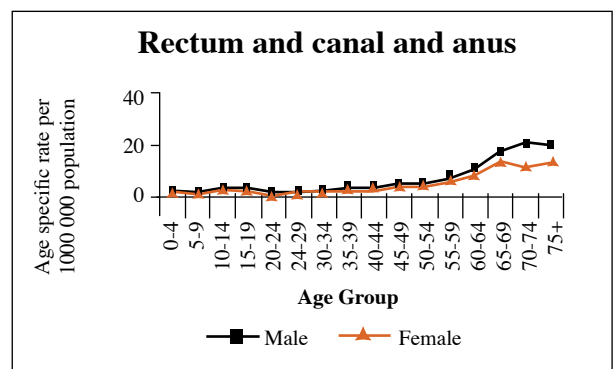
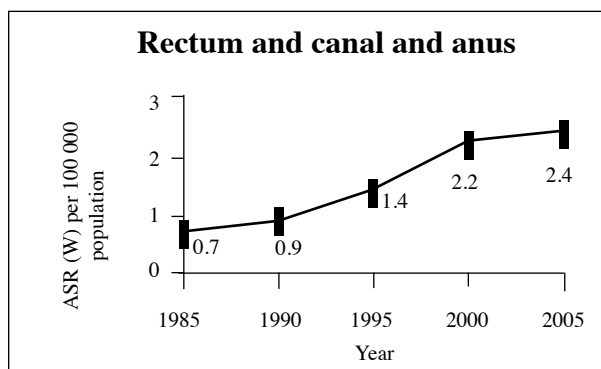
**Table 20 Rectum anal canal and anus  
Incidence data 2005**

Group	Number	Percentage	ASR
Male	246	4.1	2.8
Female	201	2.8	2.1
<b>Total</b>	<b>447</b>	<b>3.3</b>	<b>2.4</b>

ASR- Age standardised rate per 100 000 world population

ICD-O Code		Male	Female
C20.9	Rectum, NOS	222	189
C21.0	Anus, NOS	14	7
C21.1	Anal canal	8	4
C21.8	Overlapping lesion of rectum, anus and anal canal	2	1
	<b>Total</b>	<b>246</b>	<b>201</b>

Histology	Male	Female
Neoplasm, malignant	11	6
Carcinoma, undifferentiated, NOS	2	0
Small cell carcinoma, NOS	1	0
Papillary carcinoma, NOS	0	1
Squamous cell carcinoma, NOS	12	6
Basaloid carcinoma	1	2
Adenocarcinoma, NOS	205	175
Carcinoid tumour, NOS	1	0
Papillary adenocarcinoma, NOS	1	0
Clear cell adenocarcinoma, NOS	0	1
Mucinous adenocarcinoma	3	4
Mucin-producing adenocarcinoma	1	1
Signet ring cell carcinoma	3	3
Adenosquamous carcinoma	1	1
Malignant melanoma, NOS	3	1
Gastrointestinal stromal sarcoma	1	0
<b>Total</b>	<b>246</b>	<b>201</b>



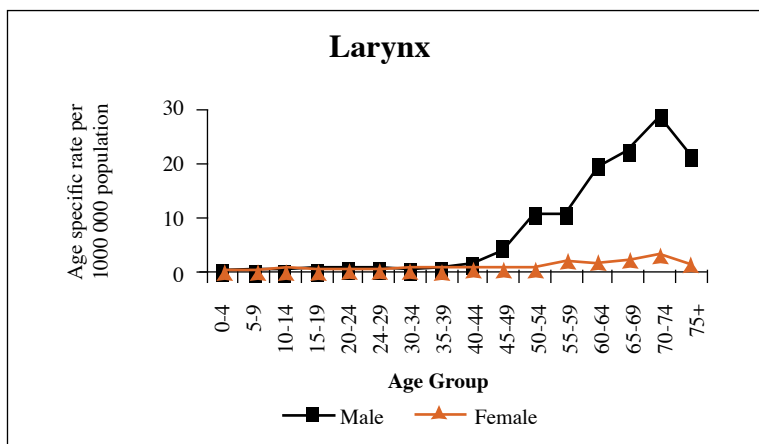
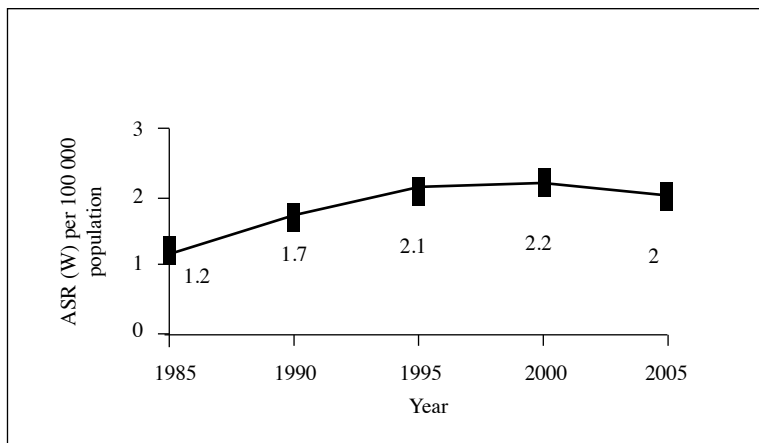
**Table 21 Larynx  
Incidence data 2005**

Group	Number	Percentage	ASR
Male	324	5.3	3.7
Female	41	0.6	0.4
<b>Total</b>	<b>365</b>	<b>2.7</b>	<b>2.1</b>

ASR- Age standardised rate per 100 000 world population

ICD-O Code		Male	Female
C32.0	Glottis	154	22
C32.1	Supraglottis	81	9
C32.2	Subglottis	3	0
C32.3	Laryngeal cartilage	3	0
C32.9	Larynx, NOS	83	10
	<b>Total</b>	<b>324</b>	<b>41</b>

Histology	Male	Female
Neoplasm, malignant	19	2
Carcinoma, undifferentiated, NOS	5	1
Giant cell carcinoma, NOS	0	1
Small cell carcinoma, NOS	2	0
Squamous cell carcinoma, NOS	291	35
Squamous cell carcinoma, keratinising, NOS	3	0
Adenocarcinoma, NOS	2	1
Adenosquamous carcinoma	1	1
Small cell sarcoma	1	0
<b>Total</b>	<b>324</b>	<b>41</b>



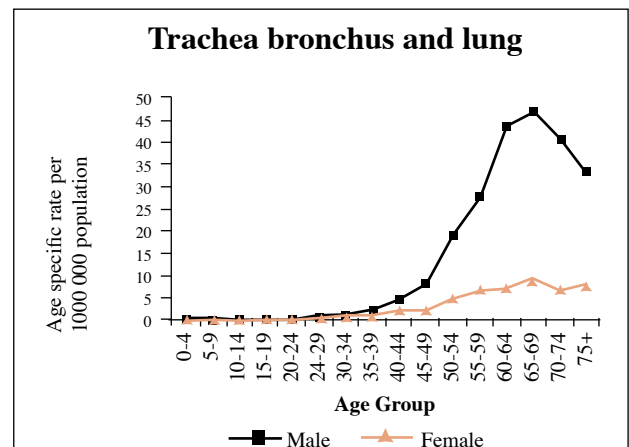
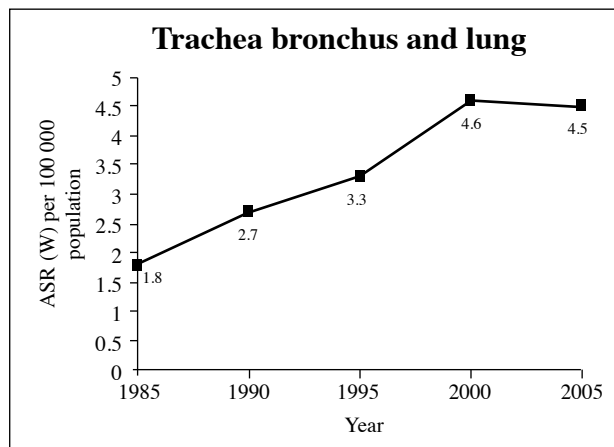
**Table 22 Trachea bronchus and lung**  
**Incidence data 2005**

Group	Number	Percentage	ASR
Male	666	11.0	7.7
Female	166	2.3	1.7
<b>Total</b>	<b>832</b>	<b>6.2</b>	<b>4.5</b>

ASR- Age standardised rate per 100 000 world population

ICD-O Code		Male	Female
C33.9	Trachea	1	2
C34.0	Main bronchus	5	1
C34.1	Upper lobe, lung	3	2
C34.2	Middle lobe, lung	2	1
C34.3	Lower lobe, lung	0	1
C34.9	Lung, NOS	655	159
<b>Total</b>		<b>666</b>	<b>166</b>

Histology	Male	Female
Neoplasm, malignant	100	20
Large cell carcinoma, NOS	3	1
Carcinoma, undifferentiated, NOS	6	3
Carcinoma, anaplastic, NOS	0	1
Small cell carcinoma, NOS	16	4
Small cell carcinoma, intermediate cell	1	0
Non-small cell carcinoma	15	4
Squamous cell carcinoma, NOS	191	32
Squamous cell carcinoma, keratinising, NOS	2	0
Adenocarcinoma, NOS	317	94
Basal cell adenocarcinoma	0	1
Adenoid cystic carcinoma	1	1
Carcinoid tumour, NOS	1	1
Bronchio-alveolar adenocarcinoma, NOS	8	0
Alveolar adenocarcinoma	1	0
Papillary adenocarcinoma, NOS	1	3
Mucinous adenocarcinoma	2	0
Spindle cell sarcoma	0	1
Hodgkin lymphoma, NOS	1	0
<b>Total</b>	<b>666</b>	<b>166</b>



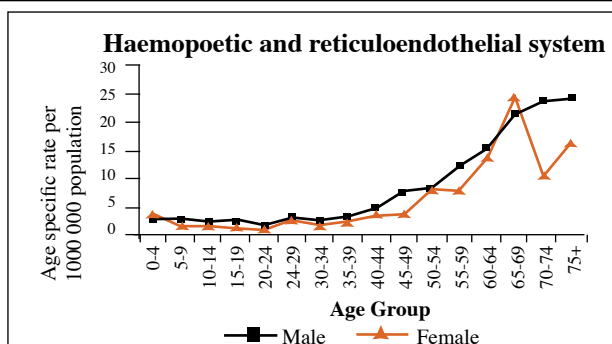
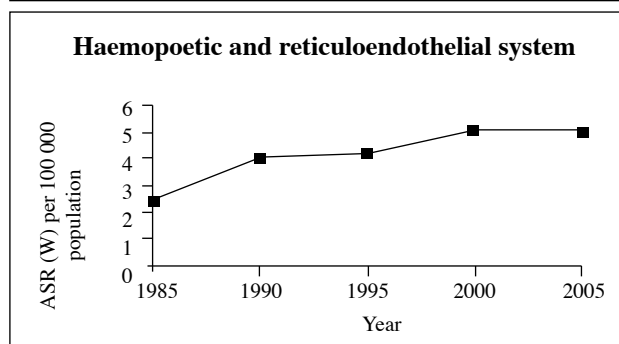
**Table 23 Haemopoetic and reticuloendothelial system  
Incidence data 2005**

Group	Number	Percentage	ASR
Male	509	8.4	5.6
Female	419	5.7	4.4
<b>Total</b>	<b>928</b>	<b>6.9</b>	<b>5.0</b>

ASR- Age standardised rate per 100 000 world population

ICD-O Code		Male	Female
C42.1	Bone marrow	506	417
C42.2	Spleen	3	2
<b>Total</b>		<b>509</b>	<b>419</b>

Histology	Male	Female
Malignant lymphoma, NOS	2	4
Malignant lymphoma, non-Hodgkin, NOS	3	3
Malignant lymphoma, lymphoplasmacytic	1	0
Splenic marginal zone B-cell lymphoma	3	2
Precursor cell lymphoblastic lymphoma, NOS	1	1
Plasmacytoma, NOS	1	0
Multiple myeloma	136	111
Plasma cell leukaemia	1	0
Monoclonal gammopathy of undetermined significance	0	1
Leukemia, NOS	1	1
Acute Leukemia, NOS	2	1
B-cell chronic lymphocytic leukemia /small lymphocytic lymphoma	15	10
Prolymphocytic leukemia, NOS	1	0
Precursor cell lymphoblastic leukemia, NOS (including acute lymphoblastic leukemia)	118	91
Acute myeloid leukemia, M6 type	1	1
Acute myeloid leukemia, NOS	45	46
Chronic myeloid leukemia, NOS	78	50
Acute myelomonocytic leukemia	13	18
Acute myeloid leukemia with abnormal marrow eosinophils	0	1
Acute myeloid leukemia without maturation	10	6
Acute myeloid leukemia with maturation	20	23
Atypical chronic myeloid leukemia, BCR/ABL negative	1	1
Acute panmyelosis with myelofibrosis	5	3
Hairy cell leukemia	0	2
Chronic myelomonocytic leukemia, NOS	1	1
Juvenile myelomonocytic leukemia	1	0
Polycythemia vera	6	9
Myelofelerosis with myeloid metaplasia	3	2
Essential thrombocythemia	1	3
Lymphoproliferative disorder, NOS	1	0
Myeloproliferative disease, NOS	2	0
Refractory anemia with excess blasts in transformation [obs]	1	0
Myelodysplastic Syndrome, NOS	35	28
<b>Total</b>	<b>509</b>	<b>419</b>



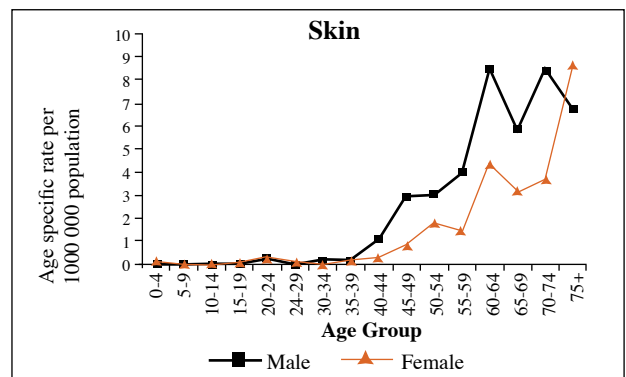
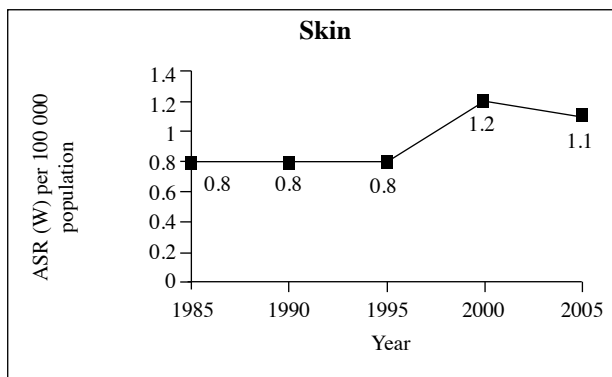
**Table 24 Skin**  
**Incidence data 2005**

Group	Number	Percentage	ASR
Male	123	2.0	1.4
Female	78	1.1	0.8
<b>Total</b>	<b>201</b>	<b>1.5</b>	<b>1.1</b>

ASR- Age standardised rate per 100 000 world population

ICD-O Code		Male	Female
C44.0	Skin of lip, NOS	3	2
C44.1	Eyelid	4	2
C44.2	External ear	7	5
C44.3	Skin of other and unspecified parts of face	8	14
C44.4	Skin of scalp and neck	5	5
C44.5	Skin of trunk	14	9
C44.6	Skin of upper limb and shoulder	8	5
C44.7	Skin of lower limb and hip	53	22
C44.9	Skin, NOS	21	14
<b>Total</b>		<b>123</b>	<b>78</b>

Histology	Male	Female
Neoplasm, malignant	1	2
Carcinoma, undifferentiated, NOS	1	0
Verrucous carcinoma, NOS	0	1
Squamous cell carcinoma, NOS	80	36
Squamous cell carcinoma, large cell, non-keratinising, NOS	1	0
Lymphoepithelial carcinoma	1	0
Basal cell carcinoma, NOS	14	11
Basosquamous carcinoma	0	2
Adenoid basal carcinoma	0	2
Adenoid cystic carcinoma	0	1
Merkel cell carcinoma	1	0
Skin appendage carcinoma	0	3
Nodular hidradenoma, malignant	0	1
Malignant melanoma, NOS	19	14
Dermatofibrosarcoma, NOS	2	1
Mycosis fungoides	2	2
Cutaneous T-cell lymphoma, NOS	1	0
Langerhans cell histiocytosis, NOS	0	1
Langerhans cell histiocytosis, multifocal	0	1
<b>Total</b>	<b>123</b>	<b>78</b>



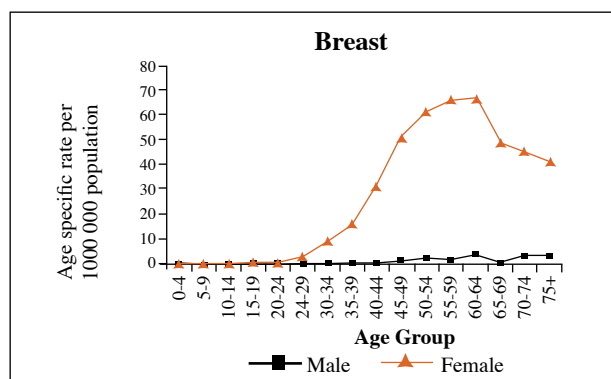
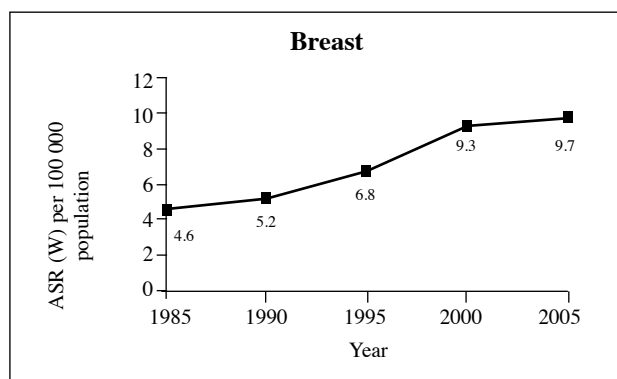
**Table 25 Breast**  
**Incidence data 2005**

Group	Number	Percentage	ASR
Male	49	0.8	0.5
Female	1859	25.4	18.4
<b>Total</b>	<b>1908</b>	<b>14.3</b>	<b>9.8</b>

ASR- Age standardised rate per 100 000 world population

ICD-O Code		Male	Female
C50.0	Nipple	0	1
C50.4	Upper outer quadrant of breast	0	1
C50.6	Axillary tail of breast	1	0
C50.9	Breast, NOS	48	1857
<b>Total</b>		<b>49</b>	<b>1859</b>

Histology	Male	Female
Neoplasm, malignant	4	105
Carcinoma in situ, NOS	0	1
Carcinoma, undifferentiated, NOS	0	6
Papillary carcinoma, NOS	0	11
Squamous cell carcinoma, NOS	0	1
Adenocarcinoma, NOS	0	4
Tubular adenocarcinoma	0	2
Neuroendocrine carcinoma, NOS	0	1
Papillary adenocarcinoma, NOS	0	1
Mucinous adenocarcinoma	1	15
Signet ring cell carcinoma	0	1
Infiltrating duct carcinoma, NOS	41	1645
Comedocarcinoma, NOS	0	3
Intraductal papillary adenocarcinoma with invasion	0	1
Atypical medullary carcinoma	1	6
Duct carcinoma, desmoplastic type	0	2
Lobular carcinoma, NOS	2	38
Acinar cell carcinoma	0	1
Adenocarcinoma with squamous metaplasia	0	1
Stromal sarcoma, NOS	0	2
Malignant myoepithelioma	0	1
Phylloides tumour, malignant	0	7
Haemangiosarcoma	0	3
Mature T-cell lymphoma, NOS	0	1
<b>Total</b>	<b>49</b>	<b>1859</b>



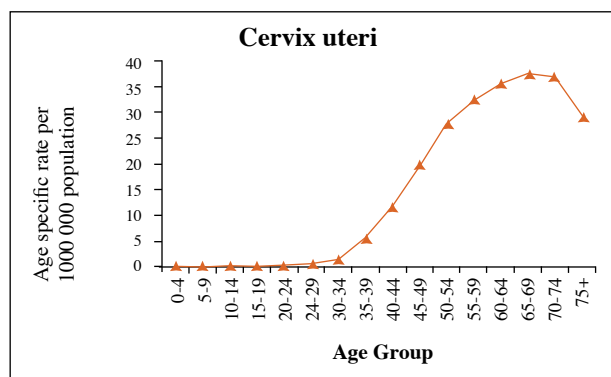
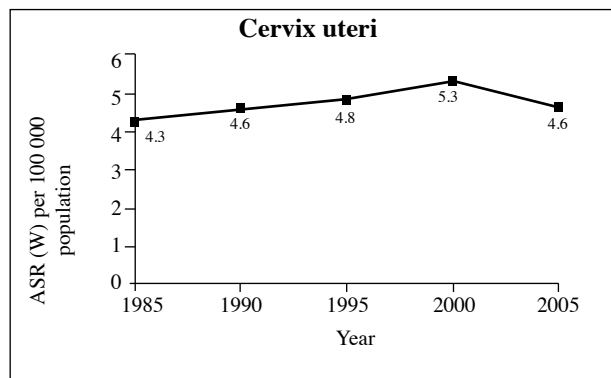
**Table 26 Cervix uteri  
Incidence data 2005**

Group	Number	Percentage	ASR
Female	881	12.0	8.9
<b>Total</b>	<b>881</b>	<b>6.6</b>	<b>4.6</b>

ASR- Age standardised rate per 100 000 world population

ICD-O Code	Female
C53.0 Endocervix	3
C53.9 Cervix uteri	878
<b>Total</b>	<b>881</b>

Histology	Female
Neoplasm, malignant	43
Carcinoma insitu, NOS	12
Carcinoma, NOS	1
Carcinoma, undifferentiated, NOS	2
Carcinoma, anaplastic, NOS	1
Squamous cell carcinoma, NOS	674
Squamous cell carcinoma, keratinising, NOS	74
Squamous cell carcinoma, large cell, non keratinising, NOS	40
Basal cell carcinoma, NOS	1
Adenocarcinoma, NOS	26
Papillary adenocarcinoma, NOS	3
Endometrioid adenocarcinoma, NOS	1
Adenosquamous carcinoma	1
Spindle cell sarcoma	2
<b>Total</b>	<b>881</b>



**Table 27 Ovary and other unspecified female genital organs**  
**Incidence data 2005**

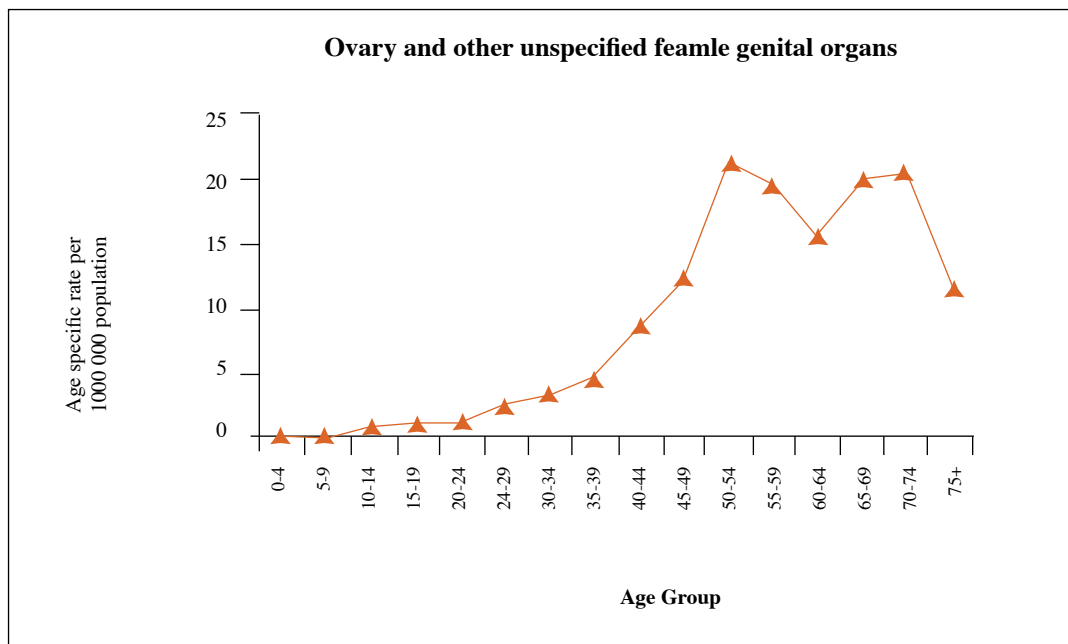
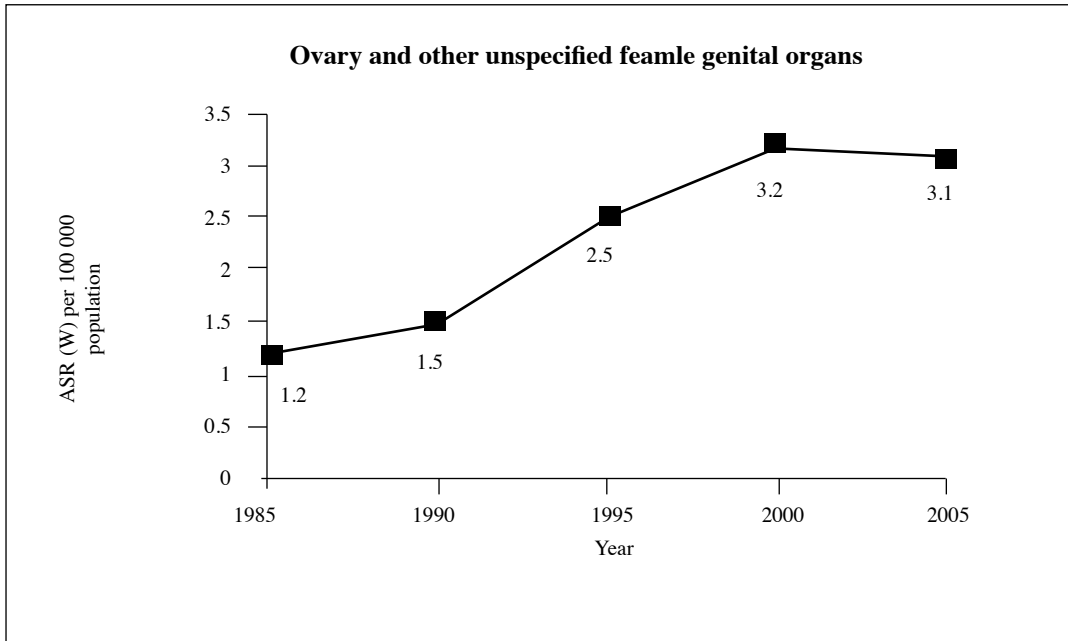
Group	Number	Percentage	ASR
Female	602	8.2	5.9
Total	602	4.5	3.1

ASR- Age standardised rate per 100 000 world population

ICD-O Code	Female
C56.9 Ovary	596
C57.0 Fallopian tube	5
C57.9 Female genital tract, NOS	1
<b>Total</b>	<b>602</b>

Histology	Female
Neoplasm, malignant	55
Carcinoma, undifferentiated, NOS	3
Small cell carcinoma, NOS	1
Papillary carcinoma, NOS	19
Squamous cell carcinoma, NOS	17
Squamous cell carcinoma, keratinising, NOS	1
Adenocarcinoma, NOS	268
Adenoid cystic carcinoma	1
Carcinoid tumour, NOS	1
Papillary adenocarcinoma, NOS	26
Clear cell adenocarcinoma, NOS	1
Endometrioid adenocarcinoma, NOS	24
Cystadenocarcinoma, NOS	7
Serous cystadenocarcinoma, NOS	39
Clear cell cystic tumor of borderline malignancy	1
Papillary cystadenocarcinoma, NOS	1
Papillary serous cystadenocarcinoma	46
Serous surface papillary carcinoma	2
Mucinous cystadenocarcinoma, NOS	19
Papillary mucinous cystadenocarcinoma	5
Mucinous cystic tumour of borderline malignancy	4
Mucinous adenocarcinoma	12
Granulosa cell tumour, malignant	15
Granulosa cell tumour, juvenile	2
Sarcoma, NOS	1
Small cell sarcoma	1
Leiomyosarcoma, NOS	2
Stromal sarcoma, NOS	1
Mullerian mixed tumour	2
Dysgerminoma	11
Yolk sac tumour	3
Teratoma, malignant, NOS	6
Mixed germ cell tumour	5
<b>Total</b>	<b>602</b>





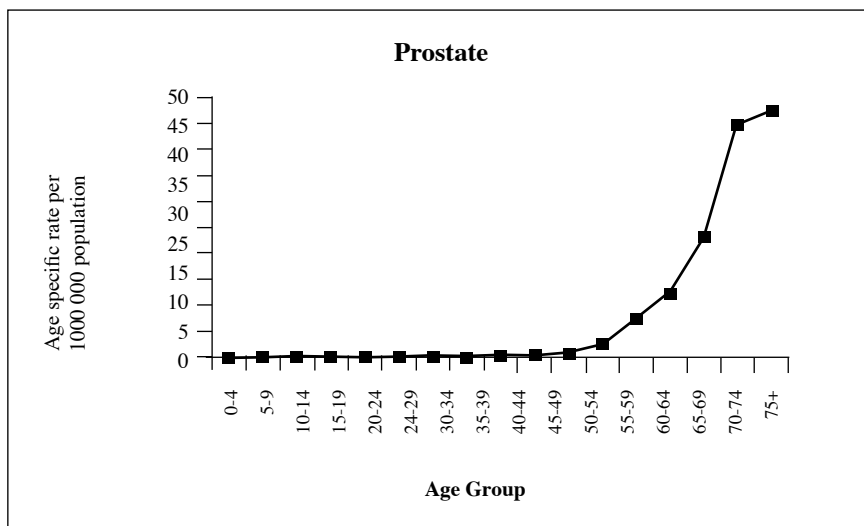
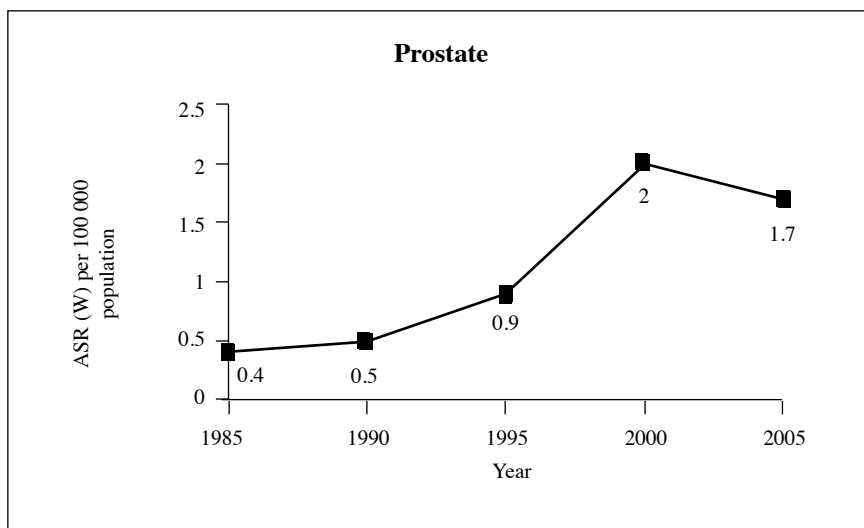
**Table 28 Prostate**  
**Incidence data 2005**

Group	Number	Percentage	ASR
Male	303	5.0	3.5
<b>Total</b>	<b>303</b>	<b>2.3</b>	<b>1.7</b>

ASR- Age standardised rate per 100 000 world population

ICD-O Code	Male
C61.9 Prostate gland	303
<b>Total</b>	<b>303</b>

Histology	Male
Neoplasm, malignant	35
Carcinoma, undifferentiated, NOS	10
Small cell carcinoma, NOS	2
Squamous cell carcinoma, NOS	18
Adenocarcinoma, NOS	237
Adenosquamous carcinoma	1
<b>Total</b>	<b>303</b>



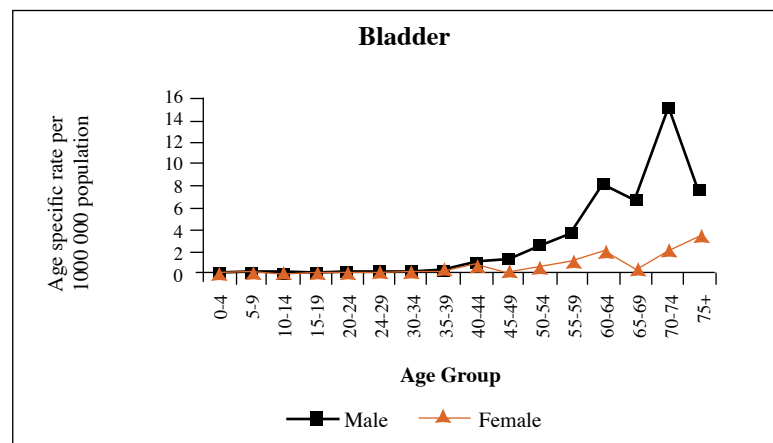
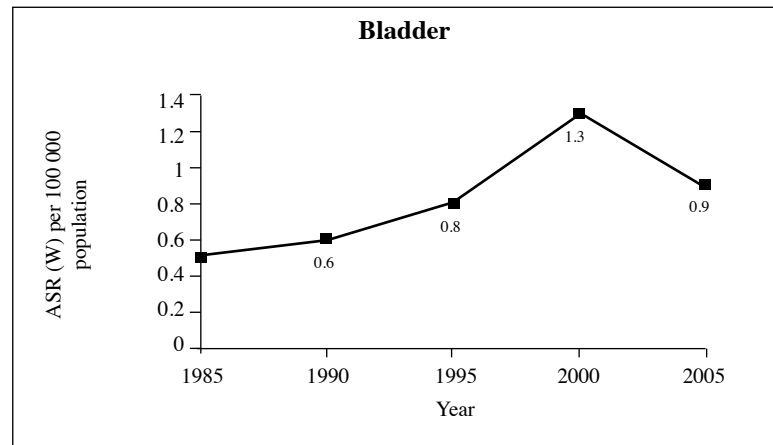
**Table 29 Bladder**  
**Incidence data 2005**

Group	Number	Percentage	ASR
Male	121	2.0	1.4
Female	35	0.5	0.3
<b>Total</b>	<b>156</b>	<b>1.2</b>	<b>0.9</b>

ASR- Age standardised rate per 100 000 world population

ICD-O Code		Male	Female
C67.9	Bladder, NOS	121	35
<b>Total</b>		<b>121</b>	<b>35</b>

Histology	Male	Female
Neoplasm, malignant	3	3
Carcinoma in situ, NOS	1	0
Carcinoma, undifferentiated, NOS	3	1
Carcinoma, anaplastic, NOS	2	0
Pseudosarcomatous carcinoma	1	0
Papillary carcinoma, NOS	2	0
Squamous cell carcinoma, NOS	2	2
Lymphoepithelial carcinoma	1	0
Transitional cell carcinoma, NOS	103	24
Papillary transitional cell carcinoma	1	1
Adenocarcinoma, NOS	2	2
Mucin-producing adenocarcinoma	0	2
<b>Total</b>	<b>121</b>	<b>35</b>



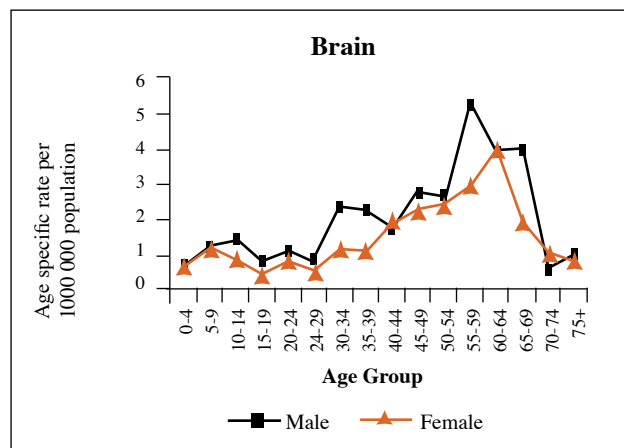
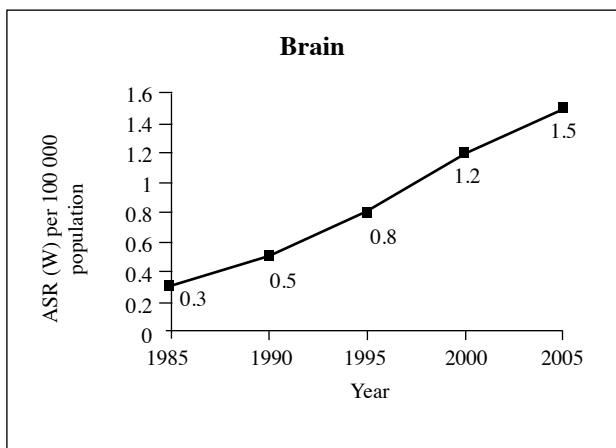
**Table 30 Brain**  
**Incidence data 2005**

Group	Number	Percentage	ASR
Male	171	2.8	1.8
Female	131	1.8	1.3
<b>Total</b>	<b>302</b>	<b>2.3</b>	<b>1.5</b>

ASR- Age standardised rate per 100 000 world population

ICD-O Code		Male	Female
C71.0	Cerebrum	1	2
C71.1	Frontal lobe	9	11
C71.2	Temporal lobe	12	6
C71.3	Parietal lobe	8	7
C71.4	Occipital lobe	6	7
C71.5	Ventricle, NOS	0	1
C71.6	Cerebellum, NOS	11	9
C71.7	Brain stem	4	5
C71.8	Overlapping lesion of brain	3	0
C71.9	Brain , NOS	117	83
<b>Total</b>		<b>171</b>	<b>131</b>

Histology	Male	Female
Neoplasm, malignant	5	4
Malignant melanoma, NOS	1	0
Mixed germ cell tumour	1	1
Haemangiopericytoma, malignant	2	0
Haemangioblastoma	3	3
Chordoma, NOS	1	0
Glioma, malignant	50	34
Ependymoma, NOS	4	3
Ependymoma, anaplastic	2	4
Astrocytoma, NOS	59	27
Astrocytoma, anaplastic	5	7
Fibrillary astrocytoma	1	1
Pilocytic astrocytoma	1	4
Glioblastoma, NOS	19	28
Oligodendroglioma, NOS	8	4
Medulloblastoma, NOS	10	6
Central neurocytoma	0	1
Meningioma, malignant	0	1
Neurilemoma, malignant [obs]	0	1
Malignant lymphoma, NOS	0	1
<b>Total</b>	<b>171</b>	<b>131</b>



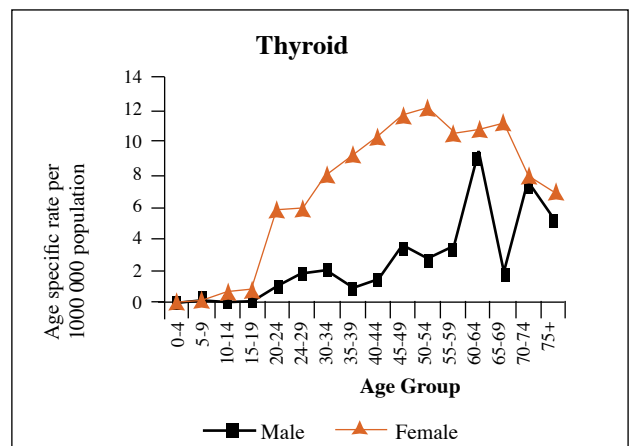
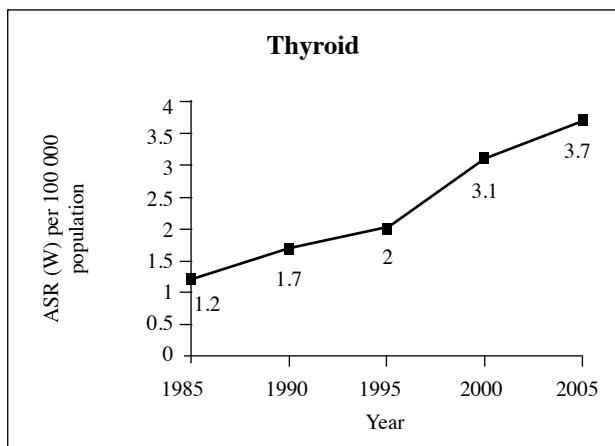
**Table 31 Thyroid**  
**Incidence data 2005**

Group	Number	Percentage	ASR
Male	160	2.6	1.7
Female	592	8.1	5.6
<b>Total</b>	<b>752</b>	<b>5.6</b>	<b>3.7</b>

ASR- Age standardised rate per 100 000 world population

ICD-O Code		Male	Female
C73.9	Thyroid Gland	160	592
Total		160	592

Histology	Male	Female
Neoplasm, malignant	2	10
Carcinoma, anaplastic	10	28
Papillary carcinoma, NOS	113	390
Squamous cell carcinoma, NOS	0	1
Adenocarcinoma, NOS	1	0
Oxyphilic adenocarcinoma	0	2
Granular cell carcinoma	1	0
Follicular adenocarcinoma, NOS	22	122
Follicular carcinoma, minimally invasive	0	1
Papillary carcinoma, follicular variant	7	27
Medullary carcinoma, NOS	3	2
Small cell sarcoma	0	1
Malignant lymphoma, NOS	0	1
Malignant lymphoma, non-Hodgkin, NOS	0	3
Hodgkin lymphoma, NOS	0	1
Follicular lymphoma, NOS	1	3
<b>Total</b>	<b>160</b>	<b>592</b>





# **Cancer Incidence Data**

# **2001-2005**

**Table 32 Cancer incidence by the reporting year, sex and sub-site 2001-2005**

ICD-O Code	2001-2005		2001		2002		2003		2004		2005		
	Male	Female	Male	Female	Male	Female	Male	Female	Male	Female	Male	Female	
<b>Lip</b>													
C00.0	External upper lip	11	5	2	0	2	2	0	1	3	1	4	1
C00.1	External lower lip	58	21	17	5	15	2	6	1	6	4	14	9
C00.3	Mucosa of upper lip	0	2	0	0	0	1	0	0	0	1	0	0
C00.6	Commissure of lip	2	1	1	0	0	0	1	0	0	0	0	1
C00.8	Overlapping lesion of lip	1	0	0	0	0	0	0	0	0	0	1	0
C00.9	Lip, NOS	20	5	3	1	2	1	4	2	4	1	7	0
<b>Base of tongue</b>													
C01.9	Base of tongue, NOS	431	66	105	7	87	17	91	14	81	12	67	16
<b>Other and unspecified parts of tongue</b>													
C02.0	Dorsal surface of tongue, NOS	23	6	15	4	6	2	2	0	0	0	0	0
C02.1	Border of tongue	9	5	3	1	4	2	2	1	0	1	0	0
C02.2	Ventral surface of tongue, NOS	1	0	0	0	0	0	0	0	0	0	1	0
C02.3	Anterior 2/3 of tongue	1	1	0	0	1	0	0	1	0	0	0	0
C02.4	Lingual tonsil	1	1	0	0	1	1	0	0	0	0	0	0
C02.9	Tongue, NOS	910	264	151	47	147	47	166	50	228	69	218	51
<b>Gum</b>													
C03.0	Upper gum	135	53	29	16	26	9	19	6	21	8	40	14
C03.1	Lower gum	173	86	35	15	48	20	30	12	23	22	37	17
C03.9	Gum, NOS	84	41	19	9	11	7	10	4	20	9	24	12
<b>Floor of mouth</b>													
C04.0	Anterior floor of mouth	4	2	3	2	1	0	0	0	0	0	0	0
C04.9	Floor of mouth, NOS	298	70	69	17	54	8	52	15	58	13	65	17
<b>Palate</b>													
C05.0	Hard palate	60	21	17	4	18	4	10	2	8	7	7	4
C05.1	Soft palate	173	19	34	8	43	5	31	1	32	3	33	2
C05.2	Uvula	15	3	4	2	3	0	5	0	2	1	1	0
C05.8	Overlapping lesion of palate	3	1	0	0	1	1	1	0	0	0	1	0
C05.9	Palate, NOS	150	47	33	7	24	7	21	8	40	16	32	9
<b>Other and unspecified parts of mouth</b>													
C06.0	Cheek mucosa	1370	606	299	121	242	106	291	130	290	136	248	113
C06.1	Vestibule of mouth	9	3	2	0	4	1	0	2	0	0	3	0
C06.2	Retromolar area	148	38	26	7	37	9	25	9	28	6	32	7
C06.9	Mouth, NOS	160	74	29	14	37	24	33	11	32	18	29	7
<b>Parotid gland</b>													
C07.9	Parotid gland	159	117	38	25	29	26	26	15	29	28	37	23
<b>Other and unspecified major salivary glands</b>													
C08.0	Submandibular gland	34	27	12	6	7	7	1	7	6	2	8	5
C08.9	Major salivary gland, NOS	14	12	3	4	2	4	1	2	4	0	4	2
<b>Tonsil</b>													
C09.0	Tonsillar fossa	11	1	6	1	0	0	2	0	3	0	0	0
C09.1	Tonsilla pillar	7	2	3	0	3	2	1	0	0	0	0	0
C09.9	Tonsil, NOS	392	69	70	8	70	9	75	21	72	16	105	15
<b>Oropharynx</b>													
C10.0	Vallecula	85	5	29	1	10	1	10	1	17	1	19	1
C10.2	Lateral wall of oropharynx	1	0	0	0	1	0	0	0	0	0	0	0
C10.3	Posterior wall of oropharynx	4	1	0	0	3	1	1	0	0	0	0	0
C10.4	Branchial cleft	1	0	0	0	0	0	0	0	1	0	0	0
C10.8	Overlapping lesion of oropharynx	1	1	0	1	1	0	0	0	0	0	0	0
C10.9	Oropharynx	163	29	34	5	41	6	29	5	39	9	20	4



ICD-O Code	2001-2005		2001		2002		2003		2004		2005	
	Male	Female	Male	Female	Male	Female	Male	Female	Male	Female	Male	Female
<b>Nasopharynx</b>												
C11.0 Superior wall of nasopharynx	1	1	0	0	1	0	0	0	0	1	0	0
C11.3 Anterior wall of nasopharynx	1	0	0	0	0	0	0	0	0	0	1	0
C11.9 Nasopharynx	108	62	21	10	16	8	24	12	27	18	20	14
<b>Pyriform fossa</b>												
C12.9 Pyriform sinus	619	102	110	23	126	23	120	22	116	11	147	23
<b>Hypopharynx</b>												
C13.0 Postericoid region	81	94	15	11	16	23	16	22	11	15	23	23
C13.2 Posterior wall of hypopharynx		1	0	0	0	0	0	0	0	0	0	1
C13.9 Hypopharynx, NOS	61	23	25	4	7	8	15	5	10	2	4	4
<b>Other and ill-defined sites in lip, oral cavity and pharynx</b>												
C14.0 Pharynx, NOS	147	55	22	9	29	7	31	14	28	13	37	12
C14.8 Overlapping lesion of lip, oral cavity and pharynx	5	2	3	0	1	0	0	2	1	0	0	0
<b>Esophagus</b>												
C15.0 Cervical esophagus	3	0	1	0	0	0	0	0	1	0	1	0
C15.3 Upper third of esophagus	33	36	5	6	7	15	9	9	7	0	5	6
C15.4 Middle third of esophagus	216	406	40	102	50	111	71	106	28	44	27	43
C15.5 Lower third of esophagus	277	261	72	56	82	63	53	74	30	38	40	30
C15.9 Esophagus, NOS	1716	1897	302	334	277	301	317	345	395	472	425	445
<b>Stomach</b>												
C16.0 Cardia, NOS	42	14	9	0	9	3	6	1	7	3	11	7
C16.3 Gastric antrum	11	5	2	1	4	0	2	1	1	1	2	2
C16.4 Pylorus	14	7	3	1	1	5	5	1	3	0	2	0
C16.9 Stomach, NOS	635	228	121	37	103	44	129	34	143	62	139	51
<b>Small intestine</b>												
C17.0 Duodenum	23	15	0	4	5	4	5	3	7	1	6	3
C17.1 Jejunum	7	5	2	1	3	1	1	2	0	0	1	1
C17.2 Ileum	8	6	2	0	1	0	5	1	0	3	0	2
C17.9 Small intestine, NOS	19	19	2	3	3	1	2	3	6	4	6	8
<b>Colon</b>												
C18.0 Caecum	61	55	14	9	8	9	8	11	17	15	14	11
C18.1 Appendix	8	6	0	0	2	0	0	0	2	3	4	3
C18.2 Ascending colon	32	24	6	5	3	6	5	3	15	2	3	8
C18.3 Hepatic flexure of colon	11	4	3	1	5	3	0	0	2	0	1	0
C18.4 Transverse colon	30	34	5	12	7	7	7	2	8	5	3	8
C18.5 Splenic flexure of colon	9	4	5	2	1	1	2	1	0	0	1	0
C18.6 Descending colon	13	13	3	4	1	5	1	1	6	3	2	0
C18.7 Sigmoid colon	125	153	20	32	33	33	25	29	21	30	26	29
C18.9 Colon, NOS	379	361	55	49	60	53	80	76	92	92	92	91
<b>Rectosigmoid junction</b>												
C19.9 Rectosigmoid junction	61	50	5	3	11	12	10	8	15	13	20	14
<b>Rectum</b>												
C20.9 Rectum, NOS	812	742	125	128	149	129	140	149	176	147	222	189
<b>Anus and anal canal</b>												
C21.0 Anus, NOS	54	32	14	5	11	3	10	10	5	7	14	7
C21.1 Anal canal	34	21	10	5	8	4	3	5	5	3	8	4
C21.8 Overlapping lesion of rectum, anus and anal canal	10	7	2	0	4	1	0	2	2	3	2	1

ICD-O Code	2001-2005		2001		2002		2003		2004		2005	
	Male	Female	Male	Female	Male	Female	Male	Female	Male	Female	Male	Female
<b>Liver and intrahepatic bile ducts</b>												
C22.0 Liver	452	167	73	17	69	26	85	36	114	42	111	46
C22.1 Intrahepatic bile duct	35	37	4	1	7	16	7	3	6	3	11	14
<b>Gallbladder</b>												
C23.9 Gallbladder	42	92	12	26	8	16	7	10	10	22	5	18
<b>Other and unspecified parts of biliary tract</b>												
C24.0 Extrahepatic bile duct	35	34	6	7	7	3	12	11	4	3	6	10
C24.1 Ampulla of Vater	41	16	7	3	10	2	6	2	8	5	10	4
C24.9 Billiary tract	4	4	2	2	1	0	0	1	0	1	1	0
<b>Pancreas</b>												
C25.0 Head of pancreas	69	61	9	15	9	14	12	9	20	11	19	12
C25.9 Pancreas, NOS	137	104	29	21	22	20	36	15	24	28	26	20
<b>Other and ill-defined digestive organs</b>												
C26.0 Intestinal tract, NOS	1	2	0	0	0	0	0	1	0	1	1	0
C26.9 Gastrointestinal tract, NOS	17	11	4	1	2	5	1	1	3	2	7	2
<b>Nasal cavity and middle ear</b>												
C30.0 Nasal cavity	41	24	12	6	3	6	8	6	6	1	12	5
C30.1 Middle ear	6	13	0	4	2	0	2	2	0	6	2	1
<b>Accessory sinuses</b>												
C31.0 Maxillary sinus	84	54	15	3	12	15	17	15	16	15	24	6
C31.1 Ethmoid sinus	9	7	3	1	4	2	1	3	1	0	0	1
C31.2 Frontal sinus	2	0	0	0	0	0	1	0	0	0	1	0
C31.3 Sphenoid sinus	1	1	0	0	0	0	0	0	0	0	1	1
C31.9 Accessary sinus , NOS	16	8	1	2	5	1	0	0	6	3	4	2
<b>Larynx</b>												
C32.0 Glottis	593	53	122	7	87	3	107	11	123	10	154	22
C32.1 Supraglottis	376	50	57	5	70	10	81	7	87	19	81	9
C32.2 Subglottis	15	1	2	0	4	0	0	1	6	0	3	0
C32.3 Laryngeal cartilage	25	6	10	1	5	2	3	1	4	2	3	0
C32.9 Larynx, NOS	444	40	93	5	127	9	71	6	70	10	83	10
<b>Trachea</b>												
C33.9 Trachea	8	4	2	0	1	1	2	1	2	0	1	2
<b>Bronchus and lung</b>												
C34.0 Main bronchus	18	2	11	1	1	0	1	0	0	0	5	1
C34.1 Upper lobe, lung	3	2	0	0	0	0	0	0	0	0	3	2
C34.2 Middle lobe, lung	2	1	0	0	0	0	0	0	0	0	2	1
C34.3 Lower lobe, lung	0	1	0	0	0	0	0	0	0	0	0	1
C34.9 Lung, NOS	2905	689	503	93	517	114	597	161	633	162	655	159
<b>Thymus</b>												
C37.9 Thymus	35	26	6	7	5	6	15	6	5	2	4	5
<b>Heart, mediastinum and pleura</b>												
C38.3 Mediastinum, NOS	52	15	12	2	10	6	11	3	8	0	11	4
C38.4 Pleura, NOS	9	7	2	2	1	1	2	2	3	2	1	0
C38.8 Overlapping lesion of heart, mediastinum and pleura	4	1	0	0	1	0	0	0	1	1	2	0
<b>Other and ill defined sites within respiratory system and intrathoracic organs</b>												
C39.9 Ill defined sites within respiratory system	1	0	0	0	0	0	0	0	0	0	1	0

ICD-O Code	2001-2005		2001		2002		2003		2004		2005	
	Male	Female	Male	Female	Male	Female	Male	Female	Male	Female	Male	Female
<b>Bones, joints and articular cartilage of limbs</b>												
C40.0	31	18	10	5	5	3	6	4	7	4	3	2
C40.1	8	11	2	1	2	4	1	4	1	0	2	2
C40.2	114	79	23	19	25	12	24	13	18	14	24	21
C40.3	8	5	0	2	0	2	6	0	2	1	0	0
C40.9	23	19	2	1	3	4	2	6	11	1	5	7
<b>Bones, joints and articular cartilage of other and unspecified sites</b>												
C41.0	14	10	3	1	6	1	3	3	1	2	1	3
C41.1	7	12	1	5	3	1	0	2	1	2	2	2
C41.2	33	14	5	5	8	2	2	5	7	1	11	1
C41.3	11	13	2	0	1	3	3	3	3	4	2	3
C41.4	17	14	4	4	4	2	2	4	4	0	3	4
C41.9	18	16	3	1	3	3	2	3	5	3	5	6
<b>Haemopoetic and reticuloendothelial system</b>												
C42.0	3	5	2	1	1	3	0	0	0	1	0	0
C42.1	2510	2050	460	396	498	422	532	417	514	398	506	417
C42.2	3	10	0	2	0	3	0	1	0	2	3	2
<b>Skin</b>												
C44.0	5	6	0	1	1	1	0	0	1	2	3	2
C44.1	21	16	5	1	4	3	3	7	5	3	4	2
C44.2	27	15	2	1	2	1	9	0	7	8	7	5
C44.3	46	33	13	2	9	8	8	5	8	4	8	14
C44.4	32	47	4	8	5	11	11	16	7	7	5	5
C44.5	61	48	7	7	19	9	10	14	11	9	14	9
C44.6	38	22	4	1	11	6	10	4	5	6	8	5
C44.7	247	93	63	22	48	24	46	13	37	12	53	22
C44.9	100	79	14	21	14	10	19	16	32	18	21	14
<b>Peripheral nerves and autonomic nervous system</b>												
C47.0	8	6	2	3	2	0	2	1	1	1	1	1
C47.1	7	5	3	1	2	1	1	0	0	2	1	1
C47.2	12	10	5	2	1	2	4	4	1	2	1	0
C47.3	9	6	3	2	2	2	1	0	2	1	1	1
C47.5	6	3	2	0	1	1	2	0	0	1	1	1
C47.6	2	0	0	0	1	0	0	0	0	0	1	0
C47.9	13	25	2	4	3	5	3	1	2	3	3	12
<b>Retroperitoneum and peritoneum</b>												
C48.0	33	43	9	8	6	11	6	4	8	9	4	11
C48.2	7	11	4	4	1	5	2	1	0	0	0	1
C48.8	1	0	0	0	0	0	0	0	0	0	1	0

ICD-O Code	2001-2005		2001		2002		2003		2004		2005	
	Male	Female	Male	Female	Male	Female	Male	Female	Male	Female	Male	Female
<b>Connective, subcutaneous and other soft tissues</b>												
C49.0 ...of head, face, and neck	32	37	7	7	7	11	5	3	6	6	7	10
C49.1 ...of upper limb and shoulder	46	32	8	5	13	10	9	6	6	4	10	7
C49.2 ...of lower limb and hip	126	114	25	28	26	27	18	13	34	27	23	19
C49.3 ...of thorax	20	33	6	7	5	6	3	5	5	9	1	6
C49.4 ...of abdomen	21	21	4	8	6	4	7	2	2	2	2	5
C49.5 ...of pelvis	17	20	2	5	3	3	6	5	3	5	3	2
C49.9 ... NOS	65	64	10	4	6	10	11	9	15	17	23	24
<b>Breast</b>												
C50.0 Nipple	0	5	0	3	0	1	0	0	0	0	0	1
C50.4 Upper-outer quadrant of breast	0	3	0	0	0	0	0	0	0	2	0	1
C50.6 Axillary tail of breast	2	3	1	3	0	0	0	0	0	0	1	0
C50.9 Breast, NOS	205	8353	42	1542	28	1579	48	1631	39	1744	48	1857
<b>Vulva</b>												
C51.0 Labium majus	-	4	-	2	-	0	-	1	-	0	-	1
C51.9 Vulva, NOS	-	124	-	21	-	25	-	24	-	31	-	23
<b>Vagina</b>												
C52.9 Vagina, NOS	-	155	-	29	-	31	-	35	-	31	-	29
<b>Cervix uteri</b>												
C53.0 Endocervix	-	6	-	1	-	1	-	1	-	0	-	3
C53.9 Cervix uteri	-	3937	-	743	-	752	-	748	-	816	-	878
<b>Corpus uteri</b>												
C54.1 Endometrium	-	39	-	10	-	7	-	7	-	8	-	7
C54.2 Myometrium	-	4	-	1	-	0	-	1	-	1	-	1
C54.9 Corpus uteri	-	656	-	110	-	115	-	117	-	138	-	176
<b>Uterus, NOS</b>												
C55.9 Uterus, NOS	-	266	-	47	-	55	-	57	-	54	-	53
<b>Ovary</b>												
C56.9 Ovary	-	2788	-	466	-	539	-	560	-	627	-	596
<b>Other and unspecified female genital organs</b>												
C57.0 Fallopian tube	-	13	-	2	-	0	-	1	-	5	-	5
C57.1 Broad ligament	-	2	-	1	-	0	-	0	-	1	-	0
C57.9 Female genital tract, NOS	-	2	-	0	-	1	-	0	-	0	-	1
<b>Placenta</b>												
C58.9 Placenta	-	374	-	71	-	85	-	61	-	80	-	77
<b>Penis</b>												
C60.0 Prepuce	9	-	1	-	4	-	2	-	1	-	1	-
C60.2 Body of penis	3	-	2	-	1	-	0	-	0	-	0	-
C60.9 Penis, NOS	324	-	75	-	63	-	69	-	44	-	73	-
<b>Prostate gland</b>												
C61.9 Prostate gland	1382	-	250	-	297	-	259	-	273	-	303	-
C62.0 Undescended testes	49	-	7	-	8	-	5	-	15	-	14	-
C62.1 Descended testes	2	-	0	-	1	-	0	-	0	-	1	-
C62.9 Testis, NOS	187	-	44	-	33	-	33	-	35	-	42	-
<b>Other and unspecified male genital organs</b>												
C63.2 Scrotum, NOS	3	-	0	-	0	-	1	-	2	-	0	-
C63.9 Male genital organs, NOS	2	-	0	-	1	-	1	-	0	-	0	-

ICD-O Code	2001-2005		2001		2002		2003		2004		2005	
	Male	Female	Male	Female	Male	Female	Male	Female	Male	Female	Male	Female
<b>Kidney</b>												
C64.9 Kidney	312	146	56	24	55	35	59	26	73	30	69	31
<b>Renal pelvis</b>												
C65.9 Renal pelvis	3	0	0	0	1	0	0	0	1	0	1	0
<b>Ureter</b>												
C66.9 Ureter	5	3	2	1	2	0	0	1	1	1	0	0
<b>Bladder</b>												
C67.9 Bladder, NOS	526	127	109	27	112	30	84	15	100	20	121	35
<b>Other and unspecified urinary organs</b>												
C68.0 Urethra	2	3	1	2	1	0	0	0	0	0	0	1
C68.1 Paraurethral gland	0	1	0	0	0	0	0	0	0	0	0	1
<b>Eye and adnexa</b>												
C69.0 Conjunctiva	15	3	2	0	3	0	3	1	3	1	4	1
C69.2 Retina	31	36	4	6	5	9	8	2	6	5	8	14
C69.3 Choroid	1	2	0	0	0	0	0	0	0	1	1	1
C69.4 Ciliary body	2	1	1	0	1	0	0	1	0	0	0	0
C69.5 Lacrimal gland	3	1	1	1	0	0	0	0	1	0	1	0
C69.6 Orbit, NOS	8	13	2	5	3	0	1	4	1	2	1	2
C69.9 Eye, NOS	8	19	2	3	1	5	2	2	1	4	2	5
<b>Meninges</b>												
C70.0 Cerebral meninges	4	3	1	1	1	1	1	1	1	0	0	0
C70.1 Spinal meninges	0	2	0	0	0	1	0	0	0	0	0	1
C70.9 Meninges, NOS	18	23	1	4	4	2	4	4	3	8	6	5
<b>Brain</b>												
C71.0 Cerebrum	13	7	1	0	5	1	3	3	3	1	1	2
C71.1 Frontal lobe	62	50	12	8	13	14	20	9	8	8	9	11
C71.2 Temporal lobe	56	31	8	7	14	8	14	6	8	4	12	6
C71.3 Parietal lobe	99	68	18	12	22	13	31	20	20	16	8	7
C71.4 Occipital lobe	17	19	3	4	3	3	2	3	3	2	6	7
C71.5 Ventricle, NOS	10	3	4	0	3	0	2	0	1	2	0	1
C71.6 Cerebellum, NOS	49	34	5	6	14	7	9	2	10	10	11	9
C71.7 Brain stem	29	28	8	5	3	8	7	7	7	3	4	5
C71.8 Overlapping lesion of brain	13	4	3	0	4	3	2	1	1	0	3	0
C71.9 Brain , NOS	417	310	69	47	72	62	73	49	86	69	117	83
<b>Spinal cord, cranial nerves and other parts of central nervous system</b>												
C72.0 Spinal cord	15	5	2	1	6	3	1	0	0	1	6	0
C72.1 Cauda equina	0	1	0	0	0	0	0	0	0	0	0	1
C72.2 Olfactory nerve	5	4	0	0	2	3	0	0	1	0	2	1
C72.5 Cranial nerve, NOS	0	1	0	1	0	0	0	0	0	0	0	0
C72.9 Nervous system, NOS	5	5	1	1	0	0	2	0	2	3	0	1
<b>Thyroid gland</b>												
C73.9 Thyroid Gland	670	2370	106	337	129	451	125	435	150	555	160	592
<b>Adrenal gland</b>												
C74.0 Cortex of adrenal gland	5	13	1	4	1	0	2	4	0	0	1	5
C74.1 Medulla of adrenal gland	5	8	1	2	0	2	1	1	0	0	3	3
C74.9 Adrenal Gland	21	12	3	1	5	0	3	2	5	2	5	7
<b>Other endocrine glands and related structures</b>												
C75.1 Pituitary gland	17	27	4	3	0	6	7	5	5	8	1	5
C75.2 Craniopharyngeal duct	23	17	4	3	6	3	6	7	2	3	5	1
C75.3 Pineal gland	9	11	1	2	4	2	1	5	1	0	2	2
C75.5 Aortic body and other paraganglia	0	1	0	1	0	0	0	0	0	0	0	0

Cancer Incidence Data - 2001-2005

ICD-O Code	2001-2005		2001		2002		2003		2004		2005		
	Male	Female	Male	Female	Male	Female	Male	Female	Male	Female	Male	Female	
<b>Other and ill defined sites</b>													
C76.0	Head, face or neck, NOS	55	25	33	16	15	5	4	0	2	0	1	4
C76.1	Thorax, NOS	6	2	2	0	0	0	2	0	1	2	1	0
C76.2	Abdomen, NOS	24	24	7	3	3	3	2	5	8	10	4	3
C76.3	Pelvis, NOS	6	18	1	0	1	2	4	5	0	10	0	1
C76.5	Lower limb, NOS	0	2	0	0	0	1	0	0	0	1	0	0
C76.8	Overlapping lesion of ill defined sites	23	21	15	5	0	5	2	6	4	4	2	1
<b>Lymph nodes</b>													
C77.0	Lymph nodes of head, face and neck	121	68	17	13	45	23	25	9	25	15	9	8
C77.1	Intrathoracic lymph nodes	22	15	4	0	7	8	5	3	5	4	1	0
C77.2	Intra-abdominal lymph nodes	32	19	6	2	18	9	3	3	5	3	0	2
C77.3	Lymph nodes of axilla or arm	27	28	3	7	11	7	3	7	7	4	3	3
C77.4	Lymph nodes of inguinal region or leg	58	21	15	2	20	8	9	4	12	7	2	0
C77.5	Pelvic lymph nodes	1	2	0	1	0	0	0	0	0	1	1	0
C77.8	Lymph nodes of multiple regions	0	1	0	1	0	0	0	0	0	0	0	0
C77.9	Lymph node, NOS	1205	751	186	98	184	89	256	146	244	196	335	222
<b>Unknown primary site</b>													
C80.9	Unknown primary site	1366	829	282	160	276	199	319	214	232	118	257	138
<b>Total</b>		<b>27664</b>	<b>33020</b>	<b>5262</b>	<b>5901</b>	<b>5283</b>	<b>6351</b>	<b>5437</b>	<b>6445</b>	<b>5624</b>	<b>7009</b>	<b>6058</b>	<b>7314</b>

**Table 33 Cancer incidence by ethnicity, sex and sub-site 2001-2005**

ICD-O Code	All		Sinhala		Tamil		Muslim		Other		
	Male	Female	Male	Female	Male	Female	Male	Female	Male	Female	
<b>Lip</b>											
C00.0	External upper lip	11	5	10	2	0	2	1	1	0	0
C00.1	External lower lip	58	21	50	10	6	10	2	1	0	0
C00.3	Mucosa of upper lip	0	2	0	1	0	1	0	0	0	0
C00.6	Commissure of lip	2	1	2	1	0	0	0	0	0	0
C00.8	Overlapping lesion of lip	1	0	0		0		1		0	
C00.9	Lip, NOS	20	5	17	3	3	2	0	0	0	0
<b>Base of tongue</b>											
C01.9	Base of tongue, NOS	431	66	343	45	73	20	14	1	1	0
<b>Other and unspecified parts of tongue</b>											
C02.0	Dorsal surface of tongue, NOS	23	6	17	4	6	2	0	0	0	0
C02.1	Border of tongue	9	5	9	3	0	0	0	2	0	0
C02.2	Ventral surface of tongue	1	0	0		1		0		0	
C02.3	Anterior 2/3 of tongue, NOS	1	1	1	1	0	0	0	0	0	0
C02.4	Lingual tonsil	1	1	1	1	0	0	0	0	0	0
C02.9	Tongue, NOS	910	264	748	186	134	61	26	17	2	0
<b>Gum</b>											
C03.0	Upper gum	135	53	110	41	19	8	6	4	0	0
C03.1	Lower gum	173	86	139	53	28	27	6	6	0	0
C03.9	Gum, NOS	84	41	74	30	10	7	0	3	0	1
<b>Floor of mouth</b>											
C04.0	Anterior floor of mouth	4	2	2	1	2	1	0	0	0	0
C04.9	Floor of mouth, NOS	298	70	245	38	45	27	8	5	0	0
<b>Palate</b>											
C05.0	Hard palate	60	21	46	11	12	9	2	1	0	0
C05.1	Soft palate, NOS	173	19	137	13	25	4	10	2	1	0
C05.2	Uvula	15	3	13	2	2	0	0	0	0	1
C05.8	Overlapping lesion of palate	3	1	3	1	0	0	0	0	0	0
C05.9	Palate, NOS	150	47	121	31	22	12	7	3	0	1
<b>Other and unspecified parts of mouth</b>											
C06.0	Cheek mucosa	1370	606	1116	347	211	210	42	47	1	2
C06.1	Vestibule of mouth	9	3	8	3	0	0	1	0	0	0
C06.2	Retromolar area	148	38	115	22	27	13	6	3	0	0
C06.9	Mouth, NOS	160	74	132	53	19	19	9	2	0	0
<b>Parotid gland</b>											
C07.9	Parotid gland	159	117	130	95	20	13	9	8	0	1
<b>Other and unspecified major salivary glands</b>											
C08.0	Submandibular gland	34	27	31	24	1	3	2	0	0	0
C08.9	Major salivary gland, NOS	14	12	13	9	1	1	0	2	0	0
<b>Tonsil</b>											
C09.0	Tonsillar fossa	11	1	6	1	4	0	1	0	0	0
C09.1	Tonsillar pillar	7	2	4	1	2	1	1	0	0	0
C09.9	Tonsil, NOS	392	69	334	59	42	8	12	2	4	0
<b>Oropharynx</b>											
C10.0	Vallecula	85	5	68	3	14	2	3	0	0	0
C10.2	Lateral wall of oropharynx	1	0	1		0		0		0	
C10.3	Posterior wall of oropharynx	4	1	3	1	0	0	1	0	0	0
C10.4	Branchial cleft	1	0	1		0		0		0	
C10.8	Overlapping lesion of oropharynx	1	1	1	1	0	0	0	0	0	0
C10.9	Oropharynx, NOS	163	29	138	20	17	9	8	0	0	0

ICD-O Code	All		Sinhala		Tamil		Muslim		Other	
	Male	Female	Male	Female	Male	Female	Male	Female	Male	Female
<b>Nasopharynx</b>	0									
C11.0 Superior wall of nasopharynx	1	1	1	1	0	0	0	0	0	0
C11.3 Anterior wall of nasopharynx	1	0	1		0		0		0	
C11.9 Nasopharynx, NOS	108	62	85	47	14	9	9	6	0	0
<b>Pyriiform fossa</b>										
C12.9 Pyriiform sinus	619	102	502	68	87	29	26	5	4	0
<b>Hypopharynx</b>										
C13.0 Postericoid region	81	94	61	62	15	27	4	5	1	0
C13.2 Posterior wall of hypopharynx	0	1		1		0		0	0	0
C13.9 Hypopharynx, NOS	61	23	45	17	11	5	4	1	1	0
<b>Other and ill-defined sites in lip, oral cavity and pharynx</b>	0									
C14.0 Pharynx, NOS	147	55	120	36	20	18	7	1	0	0
C14.8 Overlapping lesion of lip, oral cavity and pharynx	5	2	4	2	1	0	0	0	0	0
<b>Esophagus</b>	0									
C15.0 Cervical esophagus	3	0	2	0	1	0	0	0	0	0
C15.3 Upper third of esophagus	33	36	24	28	7	7	2	1	0	0
C15.4 Middle third of esophagus	216	406	165	300	45	93	6	11	0	2
C15.5 Lower third of esophagus	277	261	230	195	41	53	6	13	0	0
C15.9 Esophagus, NOS	1716	1897	1423	1425	237	408	54	61	2	3
<b>Stomach</b>	0									
C16.0 Cardia, NOS	42	14	40	12	2	2	0	0	0	0
C16.3 Gastric antrum	11	5	7	4	4	1	0	0	0	0
C16.4 Pylorus	14	7	7	4	6	3	1	0	0	0
C16.9 Stomach, NOS	635	228	493	168	104	54	33	5	5	1
<b>Small intestine</b>										
C17.0 Duodenum	23	15	16	13	6	0	1	1	0	1
C17.1 Jejunum	7	5	6	5	1	0	0	0	0	0
C17.2 Ileum	8	6	7	4	1	0	0	2	0	0
C17.9 Small intestine, NOS	19	19	14	14	1	2	4	2	0	1
<b>Colon</b>										
C18.0 Caecum	61	55	50	49	4	5	6	1	1	0
C18.1 Appendix	8	6	5	6	3	0	0	0	0	0
C18.2 Ascending colon	32	24	28	17	3	4	1	3	0	0
C18.3 Hepatic flexure of colon	11	4	10	3	1	0	0	1	0	0
C18.4 Transverse colon	30	34	26	27	3	3	1	4	0	0
C18.5 Splenic flexure of colon	9	4	9	4	0	0	0	0	0	0
C18.6 Descending colon	13	13	10	13	1	0	2	0	0	0
C18.7 Sigmoid colon	125	153	104	135	15	10	5	7	1	1
C18.9 Colon, NOS	379	361	321	320	30	22	24	15	4	4
<b>Recto-sigmoid junction</b>										
C19.9 Rectosigmoid junction	61	50	53	41	6	4	2	5	0	0
<b>Rectum</b>										
C20.9 Rectum, NOS	812	742	705	661	63	43	43	36	1	2
<b>Anus and anal canal</b>										
C21.0 Anus, NOS	54	32	45	28	6	1	2	2	1	1
C21.1 Anal canal	34	21	30	16	3	5	1	0	0	0
C21.8 Overlapping lesion of rectum, anus and anal canal	10	7	10	6	0	0	0	1	0	0



ICD-O Code	All		Sinhala		Tamil		Muslim		Other	
	Male	Female	Male	Female	Male	Female	Male	Female	Male	Female
<b>Liver and intrahepatic bile ducts</b>										
C22.0 Liver	452	167	380	141	34	10	36	15	2	1
C22.1 Intrahepatic bile duct	35	37	29	35	4	1	2	1	0	0
<b>Gallbladder</b>										
C23.9 Gallbladder	42	92	30	72	9	15	3	5	0	0
<b>Other and unspecified parts of biliary tract</b>										
C24.0 Extrahepatic bile duct	35	34	31	26	3	5	1	3	0	0
C24.1 Ampulla of Vater	41	16	36	14	3	2	2	0	0	0
C24.9 Biliary tract, NOS	4	4	3	4	1	0	0	0	0	0
<b>Pancreas</b>										
C25.0 Head of pancreas	69	61	59	49	5	7	5	5	0	0
C25.9 Pancreas, NOS	137	104	116	90	9	11	12	3	0	0
<b>Other and ill-defined digestive organs</b>										
C26.0 Intestinal tract, NOS	1	2	1	1	0	1	0	0	0	0
C26.9 Gastrointestinal tract, NOS	17	11	15	9	1	0	1	2	0	0
<b>Nasal cavity and middle ear</b>										
C30.0 Nasal cavity	41	24	36	19	5	4	0	1	0	0
C30.1 Middle ear	6	13	5	11	0	0	1	2	0	0
<b>Accessory sinuses</b>										
C31.0 Maxillary sinus	84	54	65	36	13	14	6	4	0	0
C31.1 Ethmoid sinus	9	7	7	7	2	0	0	0	0	0
C31.2 Frontal sinus	2	0	2		0		0		0	
C31.3 Sphenoid sinus	1	1	1	1	0	0	0	0	0	0
C31.9 Accessory sinus, NOS	16	8	12	5	3	3	1	0	0	0
<b>Larynx</b>										
C32.0 Glottis	593	53	504	45	57	6	30	2	2	0
C32.1 Supraglottis	376	50	295	37	64	9	17	4	0	0
C32.2 Subglottis	15	1	15	1	0	0	0	0	0	0
C32.3 Laryngeal cartilage	25	6	21	1	1	3	3	2	0	0
C32.9 Larynx, NOS	444	40	358	28	53	7	29	5	4	0
<b>Trachea</b>										
C33.9 Trachea	8	4	8	4	0	0	0	0	0	0
<b>Bronchus and lung</b>										
C34.0 Main bronchus	18	2	13	2	2	0	3	0	0	0
C34.1 Upper lobe, lung	3	2	3	2	0	0	0	0	0	0
C34.2 Middle lobe, lung	2	1	2	1	0	0	0	0	0	0
C34.3 Lower lobe, lung	0	1		0				1		0
C34.9 Lung, NOS	2905	689	2408	585	233	62	256	39	8	3
<b>Thymus</b>										
C37.9 Thymus	35	26	30	24	3	0	2	2	0	0
<b>Heart, mediastinum and pleura</b>										
C38.3 Mediastinum, NOS	52	15	44	14	5	1	3	0	0	0
C38.4 Pleura, NOS	9	7	6	6	1	1	2	0	0	0
C38.8 Overlapping lesion of heart, mediastinum and pleura	4	1	2	1	1	0	1	0	0	0
<b>Other and ill-defined sites within respiratory system and intrathoracic organs</b>										
C39.9 Upper respiratory tract	1	0	1		0		0		0	

ICD-O Code	All		Sinhala		Tamil		Muslim		Other		
	Male	Female	Male	Female	Male	Female	Male	Female	Male	Female	
<b>Bones, joints and articular cartilage of limbs</b>											
C40.0	Long bones of upper limb, scapula and associated joints	31	18	23	14	7	2	1	2	0	0
C40.1	Short bones of upper limbs and associated joints	8	11	8	11	0	0	0	0	0	0
C40.2	Long bones of lower limb and associated joints	114	79	96	60	9	11	9	7	0	1
C40.3	Short bones of lower limb and associated joints	8	5	6	4	1	1	1	0	0	0
C40.9	Bone of limb, NOS	23	19	21	16	2	1	0	2	0	0
<b>Bones, joints and articular cartilage of other and unspecified sites</b>											
C41.0	Bones of skull and face and associated joints	14	10	13	8	0	0	1	2	0	0
C41.1	Mandible	7	12	3	11	2	1	2	0	0	0
C41.2	Vertebral column	33	14	27	12	3	1	3	1	0	0
C41.3	Rib sternum, clavicle and associated joints	11	13	9	10	1	2	1	0	0	1
C41.4	Pelvic bones, sacrum, coccyx and associated joints	17	14	12	9	3	3	2	2	0	0
C41.9	Bone, NOS	18	16	18	15	0	1	0	0	0	0
<b>Haemopoetic and reticuloendothelial systems</b>											
C42.0	Blood	3	5	3	4	0	1	0	0	0	0
C42.1	Bone marrow	2510	2050	2122	1746	223	189	159	107	6	8
C42.2	Spleen	3	10	3	6	0	2	0	2	0	0
<b>Skin</b>											
C44.0	Skin of lip, NOS	5	6	3	3	2	1	0	2	0	0
C44.1	Eyelid	21	16	16	12	2	4	3	0	0	0
C44.2	External ear	27	15	23	15	1	0	3	0	0	0
C44.3	Skin of other and unspecified parts of face	46	33	42	29	4	2	0	1	0	1
C44.4	Skin of scalp and neck	32	47	22	39	6	6	4	2	0	0
C44.5	Skin of trunk	61	48	46	39	14	4	1	5	0	0
C44.6	Skin of upper limb and shoulder	38	22	29	18	5	2	4	2	0	0
C44.7	Skin of lower limb and hip	247	93	211	76	22	8	14	8	0	1
C44.9	Skin, NOS	100	79	76	67	15	7	9	4	0	1
<b>Peripheral nerves and autonomic nervous system</b>											
C47.0	... of head, face and neck	8	6	7	5	0	1	1	0	0	0
C47.1	... of upper limb and shoulder	7	5	7	4	0	1	0	0	0	0
C47.2	... of lower limb and hip	12	10	10	8	2	2	0	0	0	0
C47.3	... of thorax	9	6	9	5	0	1	0	0	0	0
C47.5	... of pelvis	6	3	5	3	1	0	0	0	0	0
C47.6	... of trunk, NOS	2	0	2	0	0	0	0	0	0	0
C47.9	... NOS	13	25	10	20	3	3	0	2	0	0
<b>Retroperitoneum and peritoneum</b>											
C48.0	Retroperitoneum	33	43	28	35	3	5	1	3	1	0
C48.2	Peritoneum, NOS	7	11	5	10	1	1	1	0	0	0
C48.8	Overlapping lesion of retroperitoneum and peritoneum	1	0	1	0	0	0	0	0	0	0
<b>Connective, subcutaneous and other soft tissues</b>											
C49.0	... of head, face and neck	32	37	20	33	3	2	8	2	1	0
C49.1	... of upper limb and shoulder	46	32	37	29	3	1	6	1	0	1
C49.2	... of lower limb and hip	126	114	106	94	12	11	7	9	1	0
C49.3	... of thorax	20	33	17	29	3	1	0	3	0	0
C49.4	... of abdomen	21	21	15	19	2	1	4	1	0	0
C49.5	... of pelvis	17	20	14	17	1	3	2	0	0	0
C49.9	... NOS	65	64	51	51	5	7	8	6	1	0
<b>Breast</b>											
C50.0	Nipple	0	5		3		1		1		0
C50.4	Upper-outer quadrant of breast	0	3		3		0		0		0
C50.6	Axillary tail of breast	2	3	2	2	0	1	0	0	0	0
C50.9	Breast, NOS	205	8353	160	6981	27	825	16	515	2	32

ICD-O Code	All		Sinhala		Tamil		Muslim		Other	
	Male	Female	Male	Female	Male	Female	Male	Female	Male	Female
<b>Vulva</b>										
C51.0	Labium majus	4		4		0		0		0
C51.9	Vulva, NOS	124		93		27		3		1
<b>Vagina</b>										
C52.9	Vagina, NOS	-	155	-	129	-	23		3	0
<b>Cervix uteri</b>										
C53.0	Endocervix			6		4		2		0
C53.9	Cervix uteri			3937		3180		634		114
<b>Corpus uteri</b>										
C54.1	Endometrium			39		31		5		2
C54.2	Myometrium			4		2		2		0
C54.9	Corpus uteri			656		573		43		35
<b>Uterus, NOS</b>										
C55.9	Uterus, NOS		266		231		20		14	1
<b>Ovary</b>										
C56.9	Ovary		2788		2391		245		145	7
<b>Other and unspecified female genital organs</b>										
C57.0	Fallopian tube		13		12		0		1	0
C57.1	Broad ligament		2		1		1		0	0
C57.9	Female genital tract, NOS		2		2		0		0	0
<b>Placenta</b>										
C58.9	Placenta		374		323		30		20	1
<b>Penis</b>										
C60.0	Prepuce	9	-	8	-	1	-	0	-	0
C60.2	Body of penis	3	-	3	-	0	-	0	-	0
C60.9	Penis, NOS	324	-	257	-	60	-	7	-	0
<b>Prostate gland</b>										
C61.9	Prostate gland	1382	-	1193	-	118	-	69	-	2
<b>Testis</b>										
C62.0	Undescended testis	49	-	41	-	4	-	4	-	0
C62.1	Descended testis	2	-	0	-	1	-	1	-	0
C62.9	Testis, NOS	187	-	164	-	14	-	9	-	0
<b>Other and unspecified male genital organs</b>										
C63.2	Scrotum, NOS	3	-	3	-	0	-	0	-	0
C63.9	Male genital organs, NOS	2	-	2	-	0	-	0	-	0
<b>Kidney</b>										
C64.9	Kidney, NOS	312	146	254	116	27	17	31	12	0
<b>Renal pelvis</b>										
C65.9	Renal pelvis	3	0	3	0	0	0	0	0	0
<b>Ureter</b>										
C66.9	Ureter	5	3	3	3	1	0	1	0	0
<b>Bladder</b>										
C67.9	Bladder, NOS	526	127	450	112	39	10	34	5	3
<b>Other and unspecified urinary organs</b>										
C68.0	Urethra	2	3	2	3	0	0	0	0	0
C68.1	Paraurethral gland	0	1	0	1	0	0	0	0	0

ICD-O Code	All		Sinhala		Tamil		Muslim		Other	
	Male	Female	Male	Female	Male	Female	Male	Female	Male	Female
<b>Eye and adnexa</b>										
C69.0	15	3	12	2	1	0	2	1	0	0
C69.2	31	36	22	30	3	3	5	3	1	0
C69.3	1	2	1	2	0	0	0	0	0	0
C69.4	2	1	2	1	0	0	0	0	0	0
C69.5	3	1	3	1	0	0	0	0	0	0
C69.6	8	13	8	11	0	2	0	0	0	0
C69.9	8	19	6	14	1	3	1	2	0	0
<b>Meninges</b>										
C70.0	4	3	3	3	1	0	0	0	0	0
C70.1	0	2		2	0	0	0	0	0	0
C70.9	18	23	12	21	6	1	0	1	0	0
<b>Brain</b>										
C71.0	13	7	11	7	2	0	0	0	0	0
C71.1	62	50	51	39	8	6	3	5	0	0
C71.2	56	31	48	26	5	3	3	2	0	0
C71.3	99	68	85	63	9	1	4	4	1	0
C71.4	17	19	9	19	5	0	3	0	0	0
C71.5	10	3	7	3	3	0	0	0	0	0
C71.6	49	34	42	30	2	3	5	1	0	0
C71.7	29	28	24	24	3	3	2	1	0	0
C71.8	13	4	10	4	3	0	0	0	0	0
C71.9	417	310	353	274	28	18	32	17	4	1
<b>Spinal cord, cranial nerves, and other parts of central nervous system</b>										
C72.0	15	5	13	5	0	0	2	0	0	0
C72.1	0	1	0	1	0	0	0	0	0	0
C72.2	5	4	4	4	1	0	0	0	0	0
C72.5	0	1	0	1	0	0	0	0	0	0
C72.9	5	5	5	5	0	0	0	0	0	0
<b>Thyroid gland</b>										
C73.9	670	2370	583	2092	53	157	33	110	1	11
<b>Adrenal gland</b>										
C74.0	5	13	4	12	0	0	1	1	0	0
C74.1	5	8	3	8	2	0	0	0	0	0
C74.9	21	12	19	10	1	1	1	1	0	0
<b>Other endocrine glands and related structures</b>										
C75.1	17	27	14	20	2	4	1	3	0	0
C75.2	23	17	20	15	2	1	1	1	0	0
C75.3	9	11	9	11	0	0	0	0	0	0
C75.5	0	1	0	1	0	0	0	0	0	0
<b>Other and ill-defined sites</b>										
C76.0	55	25	48	21	6	3	1	1	0	0
C76.1	6	2	5	2	1	0	0	0	0	0
C76.2	24	24	17	20	4	1	3	3	0	0
C76.3	6	18	5	15	1	2	0	1	0	0
C76.5	0	2	0	2	0	0	0	0	0	0
C76.8	23	21	19	17	3	3	1	1	0	0

ICD-O Code	All		Sinhala		Tamil		Muslim		Other	
	Male	Female	Male	Female	Male	Female	Male	Female	Male	Female
<b>Lymph nodes</b>										
C77.0	121	68	95	59	12	4	12	5	2	0
C77.1	22	15	15	10	3	3	4	2	0	0
C77.2	32	19	25	18	5	0	2	1	0	0
C77.3	27	28	27	21	0	7	0	0	0	0
C77.4	58	21	48	17	3	3	7	1	0	0
C77.5	1	2	0	2	0	0	0	0	1	0
C77.8	0	1	0	1	0	0	0	0	0	0
C77.9	1205	751	989	646	131	60	81	41	4	4
<b>Unknown primary site</b>										
C80.9	1366	829	1127	682	155	100	82	45	2	2
<b>Total</b>	<b>27664</b>	<b>33020</b>	<b>22910</b>	<b>27200</b>	<b>3118</b>	<b>4009</b>	<b>1557</b>	<b>1695</b>	<b>79</b>	<b>116</b>

**Table 34 Cancer incidence by age group and sub-site 2001-2005 Males**

ICD-O Code	All	Age Group																
		0-4	5-9	10-14	15-19	20-24	25-29	30-34	35-39	40-44	45-49	50-54	55-59	60-64	65-69	70-74	75+	
<b>Lip</b>																		
C00.0	Ext upper lip	11							1			2		2	4	1	1	
C00.1	Ext lower lip	58							1	4	3	2	4	5	15	11	13	
C00.6	Commissure of lip	2							1							1		
C00.8	Overlapping lesion of lip	1									1							
C00.9	Lip, NOS	20						1			1	1	3	5	3	2	4	
<b>Base of tongue</b>																		
C01.9	Base of tongue, NOS	431						2	3	8	27	39	66	50	69	65	50	52
<b>Other and unspecified parts of tongue</b>																		
C02.0	Dorsal surface of tongue, NOS	23							1		1	3		4	5	4	1	4
C02.1	Border of tongue	9							1	1	1	2		3		1		
C02.2	Ventral surface of tongue, NOS	1											1					
C02.3	Anterior 2/3 of tongue, NOS	1																1
C02.4	Lingual tonsil	1														1		
C02.9	Tongue, NOS	910						4	9	31	84	94	151	108	138	102	99	90
<b>Gum</b>																		
C03.0	Upper gum	135			1				2	1	6	8	15	18	23	16	17	28
C03.1	Lower gum	173						1	2	3	5	7	18	17	34	24	34	28
C03.9	Gum, NOS	84						1	1	1	3	7	9	7	14	12	12	17
<b>Floor of mouth</b>																		
C04.0	Anterior floor of mouth	4								1	1	1	1					
C04.9	Floor of mouth, NOS	298							2	10	21	34	50	36	42	32	35	36
<b>Palate</b>																		
C05.0	Hard palate	60								1	2	7	4	5	7	4	13	17
C05.1	Soft palate	173							3	5	12	18	27	17	31	25	12	23
C05.2	Uvula	15										2	3	1	2	2	3	2
C05.8	Overlapping lesion of palate	3												1	1			1
C05.9	Palate, NOS	150				1	1	2	3	7	7	17	16	25	20	35	16	
<b>Other and unspecified parts of mouth</b>																		
C06.0	Cheek mucosa	1370						1	7	20	36	61	156	164	233	214	223	255
C06.1	Vestibule of mouth	9							1		1			2	1		2	2
C06.2	Retromolar area	148							1	4	5	8	26	13	20	15	29	27
C06.9	Mouth, NOS	160								3	2	5	23	18	26	22	30	31
<b>Parotid gland</b>																		
C07.9	Parotid gland	159	1		3	3	6	9	7	7	14	11	16	18	15	17	16	16
<b>Other and unspecified major salivary glands</b>																		
C08.0	Submandibular gland	34				2	1		1	1	5	6	5	3	3	3	3	4
C08.9	Major salivary gland, NOS	14								1	1	2	3	4	1	1	1	1

ICD-O Code	All	Age Group																	
		0-4	5-9	10-14	15-19	20-24	25-29	30-34	35-39	40-44	45-49	50-54	55-59	60-64	65-69	70-74	75+		
<b>Tonsil</b>																			
C09.0	Tonsillar fossa	11										1	3	3		4			
C09.1	Tonsillar pillar	7									2		2	2		1			
C09.9	Tonsil, NOS	392			1	2	2	3	11	28	36	55	59	62	50	37	46		
<b>Oropharynx</b>																			
C10.0	Vallecula	85						1	2	2	5	9	14	17	13	11	11		
C10.2	Lateral wall of oropharynx	1													1				
C10.3	Posterior wall of oropharynx	4							1			2			1				
C10.4	Branchial cleft	1									1								
C10.8	Overlapping lesion of oropharynx	1															1		
C10.9	Oropharynx	163							1	6	18	27	17	27	26	16	25		
<b>Nasopharynx</b>																			
C11.0	Superior wall of nasopharynx	1										1							
C11.3	Anterior wall of nasopharynx	1												1					
C11.9	Nasopharynx	108			4	3	5	7	4	6	12	9	10	9	17	13	6	3	
<b>Pyramidal sinus</b>																			
C12.9	Pyramidal sinus	619						1	5	8	20	39	91	71	116	112	91	65	
<b>Hypopharynx</b>																			
C13.0	Posterior region	81							1	2	5	8	14	14	12	10	8	7	
C13.1	Hypopharyngeal aspect of aryepiglottic fold																		
C13.2	Posterior wall of hypopharynx																		
C13.9	Hypopharynx, NOS	61						1	1			2	10	6	15	11	10	5	
<b>Other and Ill-defined sites</b>																			
<b>Lip, Oral Cavity and Pharynx</b>																			
C14.0	Pharynx, NOS	147						1	1	6	3	17	13	25	22	23	23	13	
C14.8	Overlapping lesion of lip, oral cavity and pharynx	5													2	1	1	1	
<b>Esophagus</b>																			
C15.0	Cervical esophagus	3												2				1	
C15.3	Upper third of esophagus	33								1	1	1	6	2	4	6	8	4	
C15.4	Middle third of esophagus	216								2	3	5	21	28	32	39	35	31	20
C15.5	Lower third of esophagus	277								3	5	9	19	42	35	46	40	37	41
C15.9	Esophagus, NOS	1716						3	4	21	71	124	220	240	261	286	261	225	
<b>Stomach</b>																			
C16.0	Cardia, NOS	42							1	1	2	4	4	2	7	14	1	6	
C16.2	Body of stomach																		
C16.3	Gastric antrum	11									2	1	2	1	2		2	1	
C16.4	Pylorus	14											1	4	1	4	4		
C16.9	Stomach, NOS	635						4	7	18	47	72	101	90	91	101	75	29	

ICD-O Code	All	Age Group															
		0-4	5-9	10-14	15-19	20-24	25-29	30-34	35-39	40-44	45-49	50-54	55-59	60-64	65-69	70-74	75+
<b>Small intestine</b>																	
C17.0	Duodenum	23						1		1	2	5	4	2	3	1	4
C17.1	Jejunum	7						1		2	1		1		2		
C17.2	Ileum	8									1	1	1	2	1	2	
C17.9	Small intestine, NOS	19								1	4	3	4	4		3	
<b>Colon</b>																	
C18.0	Caecum	61			1	1		1	2	6	7	8	9	8	7	6	5
C18.1	Appendix	8						1	1				1	1		4	
C18.2	Ascending colon	32				3	1		3		4	5	4	6	1	2	3
C18.3	Hepatic flexure of colon	11				1					3	4	1				2
C18.4	Transverse colon	30				1	1		1	6	4	2	7	3	2	2	1
C18.5	Splenic flexure of colon	9					1			1	2		3	1			1
C18.6	Descending colon	13				1		2			1	2	3	1	1		2
C18.7	Sigmoid colon	125				2	2		2	7	7	16	22	17	19	15	16
C18.9	Colon, NOS	379			2	5	5	12	18	25	36	52	53	58	46	35	32
<b>Recto-sigmoid junction</b>																	
C19.9	Rectosigmoid junction	61			1			1		1	6	9	10	8	10	5	10
<b>Rectum</b>																	
C20.9	Rectum, NOS	812			2	4	12	15	21	42	80	79	110	107	108	114	118
<b>Anus and anal canal</b>																	
C21.0	Anus, NOS	54					1		3	1	7	8	10	8	3	7	6
C21.1	Anal canal	34					1				5	7	4	5	3	3	6
C21.8	Overlapping lesion of rectum, anus and anal canal	10					1		1			2		2	1	2	1
<b>Liver and intrahepatic bile ducts</b>																	
C22.0	Liver	452	15	2	1	2	3	3	7	13	24	37	73	84	67	58	63
C22.1	Intrahepatic bile duct	35							2	3	4	2	3	7	4	5	5
<b>Gallbladder</b>																	
C23.9	Gallbladder	42							2	3	3	6	7	5	7	5	4
<b>Other and unspecified parts of biliary tracts</b>																	
C24.0	Extrahepatic bile duct	35			1	1			2	5	3	5	6	3	6	1	2
C24.1	Ampulla of Vater	41							2	8	2	7	7	4	4	5	2
C24.9	Billiary tract	4										1	1	2			
<b>Pancreas</b>																	
C25.0	Head of pancreas	69		1				2	4	7	4	11	10	9	9	3	9
C25.9	Pancreas, NOS	137			1	2	5	2	5	11	19	9	26	18	15	10	14
<b>Other and ill defined digestive organs</b>																	
C26.0	Intestinal tract, NOS	1														1	
C26.9	Gastrointestinal tract, NOS	17				1		1	1	1	3	3	1	2	2	2	



ICD-O Code	All	Age Group															
		0-4	5-9	10-14	15-19	20-24	25-29	30-34	35-39	40-44	45-49	50-54	55-59	60-64	65-69	70-74	75+
<b>Nasal cavity and middle ear</b>																	
C30.0 Nasal cavity	41			2		1		2	3	4	8	3	5	6	3	2	2
C30.1 Middle ear	6					1		1					2		1		1
<b>Accessory sinuses</b>																	
C31.0 Maxillary sinus	84				1					3	5	9	10	19	15	7	15
C31.1 Ethmoid sinus	9									1	2	1	3			2	
C31.2 Frontal sinus	2												1			1	
C31.3 Sphenoid sinus	1													1			
C31.9 Accessory sinus , NOS	16					3			1	3		1	5		1	1	1
<b>Larynx</b>																	
C32.0 Glottis	593						1		9	17	36	90	89	109	95	83	64
C32.1 Supraglottis	376					1		1	5	18	32	52	54	66	58	49	40
C32.2 Subglottis	15									1	1			3	3	5	2
C32.3 Laryngeal cartilage	25									2		3	3	3	3	4	7
C32.9 Larynx, NOS	444						4	1	5	15	32	60	62	73	76	72	44
<b>Trachea</b>																	
C33.9 Trachea	8								1					1	1	1	4
<b>Bronchus and lungs</b>																	
C34.0 Main bronchus	18									1	1	3	1	1	3	5	3
C34.1 Upper lobe , lung	3										1		2				
C34.2 Middle lobe, lung	2													1		1	
C34.3 Lower lobe, lung																	
C34.8 Overlapping lesion of lung																	
C34.9 Lung , NOS	2905	1	3		2	2	8	29	53	143	225	470	463	494	444	327	241
<b>Thymus</b>																	
C37.9 Thymus	35	1			1	4	1		2	5	4	4	2	5	4	1	1
<b>Heart, mediastinum, and pleura</b>																	
C38.3 Mediastinum, NOS	52	1	2		7	1	8	5		6	6	5	3		3	3	2
C38.4 Pleura, NOS	9									1		2	1	2	2	1	
C38.8 Overlapping lesion of heart, mediastinum and pleura	4										2				1	1	
<b>Other and ill defined sites within respiratory system and intra thoracic organs</b>																	
C39.9 Ill defined sites within respiratory system	1												1				

ICD-O Code	All	Age Group																	
		0-4	5-9	10-14	15-19	20-24	25-29	30-34	35-39	40-44	45-49	50-54	55-59	60-64	65-69	70-74	75+		
<b>Bones, joints and articular cartilage of limbs</b>																			
C40.0	Long bones of upper limb, scapula and associated joints	31	1	2		10	2	2		3		2	1		4		3	1	
C40.1	Short bones of upper limb, and associated joints	8					2		1		1		1		1	1	1		
C40.2	Long bones of lower limb and associated joints	114		9	20	40	20	7	3	3	4	2		1		2	2	1	
C40.3	Short bones of lower limb and associated joints	8				2	2	2										2	
C40.9	Bones of limb , NOS	23	1	2		6	4		1	3			2	1	1	2			
<b>Bones, joints and articular cartilage of other and unspecified sites</b>																			
C41.0	Bones of skull and face and associated joints	14						2		3	1	2	4		1		1		
C41.1	Mandible	7				2	1	1					1		1			1	
C41.2	Vertebral column	33			5	1	2			5	1	1	6	5	1	2	2	2	
C41.3	Rib, sternum, clavicle and associated joints	11			1	3	1	2	1			1				1	1		
C41.4	Pelvic bones, sacrum, coccyx and associated joints	17			1	4	1	2	1	1	2	2	1	1		1			
C41.9	Bone, NOS	18	1		1	2	2			1	3	1	4					3	
<b>Blood</b>																			
C42.0	Blood	3												1				2	
<b>Bone marrow</b>																			
C42.1	Bone marrow	2510	179	136	124	130	101	96	100	98	139	173	226	213	190	199	201	205	
<b>Spleen</b>																			
C42.2	Spleen	3												1				1	1
<b>Skin</b>																			
C44.0	Skin of lip, NOS	5									1	1	1			1	1		
C44.1	Eyelid	21						1			1	1	3	1	5	2	4	3	
C44.2	External ear	27								2	3	4	1	2	5	2	2	6	
C44.3	Skin of other and unspecified parts of face	46				1	1	1	1	1	2	2	2	1	13	10	6	5	
C44.4	Skin of scalp and neck	32	1				1	1				1	7	3	3	6	3	6	
C44.5	Skin of trunk	61			1				4	4	7	4	7	2	8	5	9	10	
C44.6	Skin of upper limb and shoulder	38	1					1	2	1	3	4	3	3	6	5	4	5	
C44.7	Skin of lower limb and hip	247			1		1	1	7	5	19	32	37	37	35	23	27	22	
C44.9	Skin, NOS	100					1	4	3	5	9	11	13	9	14	9	9	13	

ICD-O Code	All	Age Group																
		0-4	5-9	10-14	15-19	20-24	25-29	30-34	35-39	40-44	45-49	50-54	55-59	60-64	65-69	70-74	75+	
<b>Peripheral nerves and autonomic nervous System</b>																		
C47.0	...of head	8	1	2		1			2		1		1					
C47.1	...of upper limb and shoulder	7				1			3			2		1				
C47.2	...of lower limb and hip	12		2	1	1	1			1	1		1	3			1	
C47.3	...of thorax	9	1	2		1						1	1	1	1	1		
C47.5	...of pelvis	6	2			1	1	1				1						
C47.6	...of trunk, NOS	2			1	1												
C47.9	Autonomic nervous system, NOS	13	6			1	1			2	2						1	
<b>Retroperitoneum and peritoneum</b>																		
C48.0	Retroperitoneum	33	2	1	1		1	1	2	1	1	5	4	6	2	5		1
C48.2	Peritoneum, NOS	7	1						3		1	1			1			
C48.8	Overlapping lesion of retroperitoneum and peritoneum	1		1														
<b>Connective, subcutaneous and other soft tissues</b>																		
C49.0	...of head, face, and neck	32	2	3	4	4	3		2	1	4	2	2	2	1	1	1	
C49.1	...of upper limb and shoulder	46	3		3	3	2		5	3	6	2	4	4	4	1	1	5
C49.2	...of lower limb and hip	126	3		4	12	6	3	10	9	17	5	14	9	11	4	9	10
C49.3	...of thorax	20		1		2	1	2	2	6		1		1	2		1	1
C49.4	...of abdomen	21	1	3	1			1		1	1	2	1	2	3	2	3	
C49.5	...of pelvis	17				1	3	1		1	1	1	1	3	2	1	2	
C49.9	... NOS	65	2	2	2	3	5	3	3	6	7	9	5	4		5	6	3
<b>Breast</b>																		
C50.6	Axillary tail of breast	2										1			1			
C50.9	Breast, NOS	205					1	2	2	6	19	16	33	29	34	15	22	26
<b>Penis</b>																		
C60.0	Prepuce	9										1	3	2	3			
C60.2	Body of penis	3								1		1						1
C60.9	Penis, NOS	324					7	7	13	20	43	52	47	42	33	27		33
<b>Prostate gland</b>																		
C61.9	Prostate gland	1382								2	11	12	54	95	199	262	342	405
<b>Testis</b>																		
C62.0	Undescended testes	49	1		1	2	4	7	4	9	6	5	4	1	2	2		1
C62.1	Descended testes	2					1		1									
C62.9	Testis, NOS	187	9	1	3	9	23	28	28	24	20	11	7	11	8	2	2	1
<b>Other and unspecified male genital organs</b>																		
C63.0	Epididymis																	
C63.2	Scrotum, NOS	3			1					1		1						
C63.9	Male genital organs	2		1					1									

ICD-O Code	All	Age Group																
		0-4	5-9	10-14	15-19	20-24	25-29	30-34	35-39	40-44	45-49	50-54	55-59	60-64	65-69	70-74	75+	
<b>Kidney</b>																		
C64.9	Kidney	312	32	8	5		3	1	5	6	13	36	43	40	46	36	26	12
<b>Renal pelvis</b>																		
C65.9	Renal pelvis	3												1		1	1	
<b>Ureter</b>																		
C66.9	Ureter	5									1		1			1		2
<b>Bladder</b>																		
C67.0	Trigone of bladder																	
C67.9	Bladder, NOS	526						3	4	4	27	32	49	61	81	69	106	90
<b>Other and unspecified urinary organs</b>																		
C68.0	Urethra	2												1				1
<b>Eye and adnexa</b>																		
C69.0	Conjunctiva	15								1			3	2	2	3	3	1
C69.2	Retina	31	27	2	1								1					
C69.3	Choroid	1								1								
C69.4	Ciliary body	2											1					1
C69.5	Lacrimal gland	3									1		1					1
C69.6	Orbit, NOS	8		2				1	1						2		1	1
C69.9	Eye, NOS	8	1				1				2			1		1	2	
<b>Meninges</b>																		
C70.0	Cerebral meninges	4											1		2			1
C70.1	Spinal meninges																	
C70.9	Meninges, NOS	18								2	4	1	4	1	2	3	1	
<b>Brain</b>																		
C71.0	Cerebrum	13			1		2	2	2		3	1	1	1				
C71.1	Frontal lobe	62	1		2	4	6	4	6	6	6	8	3	8	3	4	1	
C71.2	Temporal lobe	56		1	1	3	2		5	4	10	10	7	3	5	2	1	2
C71.3	Parietal lobe	99	1	1	2	1	2	5	5	6	9	13	13	11	16	6	4	4
C71.4	Occipital lobe	17			1	1		1		1	2	1	2	3	4		1	
C71.5	Ventricle, NOS	10		2		3	1		1	1			1	1				
C71.6	Cerebellum, NOS	49	7	8	10	5		3	4	2	4	3	2	1				
C71.7	Brain stem	29	3	13	6	1	3			1		1					1	
C71.8	Overlapping lesion of brain	13				1			3	1	2	2	1	2	1			
C71.9	Brain, NOS	417	13	30	15	14	26	30	23	34	40	39	50	37	25	21	10	10
<b>Spinal cord, cranial nerves and other parts of central nervous system</b>																		
C72.0	Spinal cord	15		1		1	1		1		1	3	1	1	4		1	
C72.1	Cauda equina																	
C72.2	Olfactory nerve	5									3	1					1	
C72.3	Optic nerve																	
C72.5	Cranial nerve, NOS																	
C72.9	Nervous system, NOS	5	2		1							1			1			

ICD-O Code	All	Age Group																
		0-4	5-9	10-14	15-19	20-24	25-29	30-34	35-39	40-44	45-49	50-54	55-59	60-64	65-69	70-74	75+	
<b>Thyroid gland</b>																		
C73.9	Thyroid Gland	670		3	5	10	42	56	64	62	60	55	62	61	63	44	50	33
<b>Adrenal gland</b>																		
C74.0	Cortex of adrenal gland	5		1				1			1		1				1	
C74.1	Medulla of adrenal gland	5							1			1	1	1	1			
C74.9	Adrenal Gland	21	10	1				1	1		1		2		2	3		
<b>Other endocrine glands and related structures</b>																		
C75.0	Parathyroid gland																	
C75.1	Pituitary gland	17		1		1	1	1		1	3	1	2	1	2		3	
C75.2	Craniopharyngeal duct	23	1	4	3	1	2	1	2	1	2	2	3				1	
C75.3	Pineal gland	9		1	2		2				1	1		1		1		
C75.5	Aortic body and other paraganglia																	
<b>Other and ill defined sites</b>																		
C76.0	Head, face or neck, NOS	55								1	3	5	10	9	8	7	8	4
C76.1	Thorax, NOS	6			1	1					1			1	1			1
C76.2	Abdomen, NOS	24						2			2	4	1	9	2	2	1	1
C76.3	Pelvis,	6	1					1			2		1					1
C76.4	Upper limb,																	
C76.5	Lower limb,																	
C76.8	Overlapping lesion of ill defined sites	23	1					1	2	1	1	1	3	4	3	5		1
<b>Lymph nodes</b>																		
C77.0	Lymph nodes of head, face and neck	121	6	6		7	8	4	2	6	13	8	20	3	13	9	5	11
C77.1	Intrathoracic lymph nodes	22	1		4	1		1	5		1		4		2	1	2	
C77.2	Intra-abdominal lymph nodes	32	2	1	1	1	2		3	1	1	2	3	6	6	1	2	
C77.3	Lymph nodes of axilla or arm	27		2		1				2	3		2	4	4	1	5	3
C77.4	Lymph nodes of inguinal region or leg	58		1	2	4	4	5	1	5	3	6	4	3	6	5	5	4
C77.5	Pelvic lymph nodes	1	1															
C77.8	Lymph nodes of multiple regions																	
C77.9	Lymph node, NOS	1205	26	52	52	53	48	69	57	65	81	89	114	113	121	93	91	81
<b>Unknown Primary Sites</b>																		
C80.9	Unknown primary site	1366			1	2	5	8	18	36	76	125	190	174	220	205	151	155
<b>All sites</b>		<b>27664</b>	<b>373</b>	<b>311</b>	<b>306</b>	<b>386</b>	<b>413</b>	<b>472</b>	<b>567</b>	<b>822</b>	<b>1512</b>	<b>2107</b>	<b>3339</b>	<b>3292</b>	<b>3855</b>	<b>3517</b>	<b>3293</b>	<b>3099</b>

**Table 35 Cancer incidence by sub-site and age group 2001-2005 – Females**

ICD-O Code	All	Age Group															
		0-4	5-9	10-14	15-19	20-24	25-29	30-34	35-39	40-44	45-49	50-54	55-59	60-64	65-69	70-74	75+
<b>Lip</b>																	
C00.0	Ext upper lip	5										1	1	1	1	1	
C00.1	Ext lower lip	21									2	2	5	3	3	3	3
C00.3	Mucosa of upper lip	2						1									1
C00.6	Commissure of lip	1											1				
C00.9	Lip, NOS	5											1			1	3
<b>Base of tongue</b>																	
C01.9	Base of tongue, NOS	66						2	2	4	8	16	11	11	4	8	
<b>Other and unspecified parts of tongue</b>																	
C02.0	Dorsal surface of tongue, NOS	6							1				1	2		2	
C02.1	Border of tongue	5									1	1		1	2		
C02.2	Ventral surface of tongue, NOS																
C02.3	Anterior 2/3 of tongue, NOS	1										1					
C02.4	Lingual tonsil	1										1					
C02.9	Tongue, NOS	264				1	2	4	10	6	23	39	37	44	40	33	25
<b>Gum</b>																	
C03.0	Upper gum	53					1	1	1	1	4	11	4	6	9	9	6
C03.1	Lower gum	86					1	1			8	7	6	20	16	12	15
C03.9	Gum, NOS	41						1	2		2	5	4	7	7	13	
<b>Floor of mouth</b>																	
C04.0	Anterior floor of mouth	2												1		1	
C04.8	Overlapping lesion of floor of mouth																
C04.9	Floor of mouth, NOS	70					1	2	4	3	10	11	12	10	11	6	
<b>Palate</b>																	
C05.0	Hard palate	21							3	2	1	5	1	2	3	4	
C05.1	Soft palate	19				1		2		1	4	1	4	2	1	2	
C05.2	Uvula	3									1			1	1		
C05.8	Overlapping lesion of palate	1								1							
C05.9	Palate, NOS	47				1	1	1	3		9	5	7	4	7	9	
<b>Other and unspecified parts of mouth</b>																	
C06.0	Cheek mucosa	606					1	2	8	13	27	80	92	78	94	102	109
C06.1	Vestibule of mouth	3												1	1	1	
C06.2	Retromolar area	38							1	1	8	4	8	6	6	4	
C06.9	Mouth, NOS	74				1	2	3	3	3	9	7	6	7	13	23	
<b>Parotid gland</b>																	
C07.9	Parotid gland	117	1	2	4	7	4	13	6	15	12	9	7	15	5	8	9

ICD-O Code	All	Age Group															
		0-4	5-9	10-14	15-19	20-24	25-29	30-34	35-39	40-44	45-49	50-54	55-59	60-64	65-69	70-74	75+
<b>Other and unspecified major salivary glands</b>																	
C08.0	Submandibular gland	27	1			2	1	1	1		5	1	5	2	2	4	2
C08.9	Major salivary gland, NOS	12					1	1	1	1	3	2	2	1			
<b>Tonsil</b>																	
C09.0	Tonsillar fossa	1											1				
C09.1	Tonsillar pillar	2															2
C09.9	Tonsil, NOS	69				1	1	2	6	2	5	8	7	8	7	12	10
<b>Oropharynx</b>																	
C10.0	Vallecula	5							1			1	2				1
C10.3	Posterior wall of oropharynx	1													1		
C10.8	Overlapping lesion of oropharynx	1										1					
C10.9	Oropharynx	29						1		4	1	5	2	6	4	4	2
<b>Nasopharynx</b>																	
C11.0	Superior wall of nasopharynx	1											1				
C11.9	Nasopharynx, NOS	62	1	2	5	5	4	8		9	2	9	1	8	2	3	3
<b>Pyriform sinus</b>																	
C12.9	Pyriform sinus	102						2	1	4	7	13	19	17	11	14	14
<b>Hypopharynx</b>																	
C13.0	Postcricoid region	94						1	4	4	11	20	19	8	13	7	7
C13.2	Posterior wall of hypopharynx	1														1	
C13.9	Hypopharynx, NOS	23						1	1	6	4	5	3	1	1	1	1
<b>Other and Ill-defined sites</b>																	
Lip, Oral Cavity and Pharynx																	
C14.0	Pharynx, NOS	55					1	1	3	6	2	4	10	9	4	6	9
C14.8	Overlapping lesion of lip, oral cavity and pharynx	2										2					
<b>Esophagus</b>																	
C15.3	Upper third of esophagus	36							1	2	1	2	8	8	5	4	5
C15.4	Middle third of esophagus	406					1	2	6	12	28	49	68	69	59	69	43
C15.5	Lower third of esophagus	261						1	5	11	23	33	35	39	41	45	28
C15.9	Esophagus, NOS	1897					7	14	41	68	134	253	266	301	313	273	227
<b>Stomach</b>																	
C16.0	Cardia, NOS	14						1			1		1	4	3	2	2
C16.3	Gastric antrum	5								2			1	1		1	
C16.4	Pylorus	7										1	2	4			
C16.9	Stomach, NOS	228					1	4	9	16	23	38	33	33	36	20	15

ICD-O Code	All	Age Group															
		0-4	5-9	10-14	15-19	20-24	25-29	30-34	35-39	40-44	45-49	50-54	55-59	60-64	65-69	70-74	75+
<b>Small intestine</b>																	
C17.0	Duodenum	15							1	1	1	5	3			3	1
C17.1	Jejunum	5									1	1	2		1		
C17.2	Ileum	6								2			2	1			1
C17.9	Small intestine, NOS	19					4		1	1	3	2	4	3			1
<b>Colon</b>																	
C18.0	Caecum	55						3	3	7	8	9	8	5	6	2	4
C18.1	Appendix	6								2		1		1	1	1	
C18.2	Ascending colon	24				1			1		5	2	6	3	1	3	2
C18.3	Hepatic flexure of colon	4									1	1	1	1			
C18.4	Transverse colon	34			1		1		1	4	3	3	7	5	5	1	3
C18.5	Splenic flexure of colon	4								1	1						2
C18.6	Descending colon	13									1	3	4	1	1		3
C18.7	Sigmoid colon	153				1	3	5	6	4	13	23	28	22	13	17	18
C18.9	Colon, NOS	361			2	1	6	15	9	33	37	53	53	46	53	25	28
<b>Recto-sigmoid junction</b>																	
C19.9	Rectosigmoid junction	50					1	1	1	7	3	11	1	11	6	4	4
<b>Rectum</b>																	
C20.9	Rectum, NOS	742			1	6	10	17	38	54	49	112	102	90	89	93	81
<b>Anus and anal canal</b>																	
C21.0	Anus, NOS	32					1		1	1	2	2	2	3	6	2	12
C21.1	Anal canal	21					1			1	3	1	1	6	1	4	3
C21.8	Overlapping lesion of rectum, anus and anal canal	7							2			1	1	1	1	1	
<b>Liver and intrahepatic bile ducts</b>																	
C22.0	Liver	167	17		1	1	1	4	5	12	14	20	19	22	16	23	12
C22.1	Intrahepatic bile duct	37			1	1		1		2	2	6	6	3	5	5	5
<b>Gallbladder</b>																	
C23.9	Gallbladder	92					1	2	3	6	13	10	10	16	11	12	8
<b>Other and unspecified parts of biliary tracts</b>																	
C24.0	Extrahepatic bile duct	34			1				1	2	6	9	3	5	3	4	
C24.1	Ampulla of Vater	16							1		2		4	4	3	1	1
C24.9	Biliary tract	4									1	2	1				
<b>Pancreas</b>																	
C25.0	Head of pancreas	61				1		1	2	4	5	15	9	7	8	5	4
C25.9	Pancreas, NOS	104			1	6	4		5	14	11	14	8	9	12	6	14
<b>Other and ill defined digestive organs</b>																	
C26.0	Intestinal tract, NOS	2					1						1				
C26.9	Gastrointestinal tract, NOS	11							3	2	1			5			



ICD-O Code	All	Age Group															
		0-4	5-9	10-14	15-19	20-24	25-29	30-34	35-39	40-44	45-49	50-54	55-59	60-64	65-69	70-74	75+
<b>Nasal cavity and middle ear</b>																	
C30.0	Nasal cavity	24					1		1		6	4	1	2	2	3	4
C30.1	Middle ear	13						1	2		2	1	2	2			1
<b>Accessory sinuses</b>																	
C31.0	Maxillary sinus	54							1	3	5	5	9	9	10	4	7
C31.1	Ethmoid sinus	7								1		1		2	2	1	
C31.2	Frontal sinus																
C31.3	Sphenoid sinus	1								1							
C31.9	Accessory sinus, NOS	8									1	1	3		2	1	
<b>Larynx</b>																	
C32.0	Glottis	53					4	1	3	2	3	7	7	9	9	5	3
C32.1	Supraglottis	50					1			1	2	6	5	12	6	6	11
C32.2	Subglottis	1				1											
C32.3	Laryngeal cartilage	6							1		1	2	1		1		
C32.9	Larynx, NOS	40					1	1	1	1	2	2	7	4	9	8	4
<b>Trachea</b>																	
C33.9	Trachea	4									1				2		1
<b>Bronchus and lungs</b>																	
C34.0	Main bronchus	2								1		1					
C34.1	Upper lobe , lung	2						1						1			
C34.2	Middle lobe, lung	1								1							
C34.3	Lower lobe, lung	1									1						
C34.9	Lung , NOS	689		1		6	5	11	24	57	54	90	96	92	88	88	77
<b>Thymus</b>																	
C37.9	Thymus	26				1	1	2	4	5	2	3	4	3		1	
<b>Heart, mediastinum, and pleura</b>																	
C38.3	Mediastinum, NOS	15	2	1		2	1	1	1	1	1	1	4				
C38.4	Pleura, NOS	7						2			1	1	1		1	1	
C38.8	Overlapping lesion of heart, mediastinum and pleura	1											1				
<b>Other and ill defined sites within respiratory system and intra thoracic organs</b>																	
C39.9	Ill defined sites within respiratory system																

ICD-O Code	All	Age Group																
		0-4	5-9	10-14	15-19	20-24	25-29	30-34	35-39	40-44	45-49	50-54	55-59	60-64	65-69	70-74	75+	
<b>Bones, joints and articular cartilage of limbs</b>																		
C40.0	Long bones of upper limb, scapula and associated joints	18	2	1	4	2	2	1	1	1	1		1		2			
C40.1	Short bones of upper limb, and associated joints	11			1	1	1			1	2	1	1	1		1		
C40.2	Long bones of lower limb and associated joints	79	3	6	12	14	12	5	4	3	6	3	5	1	3	1	1	
C40.3	Short bones of lower limb and associated joints	5	1			1	2						1					
C40.9	Bones of limb, NOS	19		2	4	2	1	1		2	1	1	1		3	1		
<b>Bones, joints and articular cartilage of other and unspecified sites</b>																		
C41.0	Bones of skull and face and associated joints	10			2						1		1	2	2		2	
C41.1	Mandible	12	1				1	2		1	3		2		1		1	
C41.2	Vertebral column	14		1	2	1		3	1	1		2		1	1	1		
C41.3	Rib, sternum, clavicle and associated joints	13	1		4	3		1			1		1		1		1	
C41.4	Pelvic bones, sacrum, coccyx and associated joints	14			2	1	2	2	2	2	2	1	1		1			
C41.9	Bone, NOS	16			2	3		3	1	1	2					2	2	
<b>Blood</b>																		
C42.0	Blood	5									1		1		1		2	
<b>Bone marrow</b>																		
C42.1	Bone marrow	2050	156	100	77	78	61	78	70	92	123	144	221	173	190	194	158	135
<b>Spleen</b>																		
C42.2	Spleen	10						1			2	1		1	1	1	3	
<b>Skin</b>																		
C44.0	Skin of lip, NOS	6								1	1	1	0	0	1	1	0	1
C44.1	Eyelid	16							1	1		3	1	1	3	1	1	4
C44.2	External ear	15										2	3	2		2	3	3
C44.3	Skin of other and unspecified parts of face	33					1			2	1	3	3	5	5		5	8
C44.4	Skin of scalp and neck	47	2						2	2	3	2	8	1	5	8	4	10
C44.5	Skin of trunk	48			1			2	1	5	7	3	4	6	3	5	2	9
C44.6	Skin of upper limb and shoulder	22			1	1					2	1	5	1	3	2	4	2
C44.7	Skin of lower limb and hip	93							1	4	3	8	12	14	12	12	13	14
C44.9	Skin, NOS	79		2		1	4			3	3	4	15	9	11	8	11	8

ICD-O Code	All	Age Group																
		0-4	5-9	10-14	15-19	20-24	25-29	30-34	35-39	40-44	45-49	50-54	55-59	60-64	65-69	70-74	75+	
<b>Peripheral nerves and autonomic nervous system</b>																		
C47.0	...of head	6	1	1						1		1	1	1				
C47.1	...of upper limb and shoulder	5								1			1	1	1		1	
C47.2	...of lower limb and hip	10				1	1		1	2	1	1	1		1	1		
C47.3	...of thorax	6	1		1						1	1		1	1			
C47.5	...of pelvis	3						1		1				1				
C47.9	Autonomic nervous system, NOS	25	6		1	1	5		3	3	2	1		1			2	
<b>Retroperitoneum and peritoneum</b>																		
C48.0	Retroperitoneum	43	4	1		2	1	2	5	2	5	5	4	2	6	4		
C48.2	Peritoneum, NOS	11	3							2		1	2	2	1			
<b>Connective, subcutaneous and other soft tissues</b>																		
C49.0	...of head, face, and neck	37	1	2	4	4	2	1	1	3	1	1	4	2	2	4	2	3
C49.1	...of upper limb and shoulder	32	1		2	2	1	2	3	4	2		4	1	3	2	3	2
C49.2	...of lower limb and hip	114	1	2	3	5	2	12	12	9	12	11	11	7	7	10	5	5
C49.3	...of thorax	33					3	1	3	8	1	4	5	2	4	1	1	
C49.4	...of abdomen	21	1	1	1	1	1	1		3	6	3		1	1	1	1	
C49.5	...of pelvis	20				1	2	1	1		2	3	3	1	1	2	3	
C49.9	... NOS	64	2	4	3	2	4	2	5	3	5	4	7	8	4	4	4	3
<b>Breast</b>																		
C50.0	Nipple	5										2			1	1		1
C50.4	Upper outer quadrant of breast	3											1	1	1			
C50.6	Axillary tail of breast	3										1	1		1			
C50.9	Breast, NOS	8353				2	17	92	286	596	1101	1463	1516	1161	801	545	373	400
<b>Vulva</b>																		
C51.0	Labium majus	4						1				1	1	1				
C51.9	Vulva, NOS	124	1				2	1	1	5	7	7	16	12	15	11	14	32
<b>Vagina</b>																		
C52.9	Vagina, NOS	155							1		5	15	17	11	23	19	29	35
<b>Cervix Uteri</b>																		
C53.0	Endocervix	6							1		1		1			2		1
C53.9	Cervix Uteri	3937					3	16	69	191	378	529	694	591	476	397	339	254
<b>Corpus Uteri</b>																		
C54.1	Endometrium	39						2		1	4	13	8	1	2	3	4	1
C54.2	Myometrium	4										2			1		1	
C54.9	Corpus Uteri	656					2	8	16	32	61	151	143	98	81	35	29	
<b>Uterus, NOS</b>																		
C55.9	Uterus, NOS	266					2	3	2	6	25	33	55	53	36	26	11	14

Cancer Incidence Data - 2001-2005

ICD-O Code	All	Age Group															
		0-4	5-9	10-14	15-19	20-24	25-29	30-34	35-39	40-44	45-49	50-54	55-59	60-64	65-69	70-74	75+
<b>Ovary</b>																	
C56.9 Ovary	2788	5	5	31	70	67	109	101	142	271	378	477	344	290	222	171	105
Other and unspecified female genital organs																	
C57.0 Fallopian tube	13								1	4	1	5	1	1			
C57.1 Broad ligament	2											1	1				
C57.9 Female genital tract, NOS	2														1	1	
<b>Placenta</b>																	
C58.9 Placenta	374				24	80	103	63	44	25	19	10	5				1
<b>Kidney</b>																	
C64.9 Kidney	146	19	5	3	5	2		4	10	6	11	21	18	10	15	11	6
<b>Ureter</b>																	
C66.9 Ureter	3												1		1		1
<b>Bladder</b>																	
C67.0 Trigone of bladder																	
C67.9 Bladder, NOS	127						2		6	5	6	14	14	22	22	14	22
<b>Other and unspecified urinary organs</b>																	
C68.0 Urethra	3									1	1						1
C68.1 Paraurethral gland	1												1				
<b>Eye and adnexa</b>																	
C69.0 Conjunctiva	3										1			2			
C69.2 Retina	36	33	3														
C69.3 Choroid	2												1		1		
C69.4 Ciliary body	1						1										
C69.5 Lacrimal gland	1											1					
C69.6 Orbit, NOS	13	1		1					2	1	1	1	2	1		2	1
C69.9 Eye, NOS	19				1			5	3	1	2	1	2	2	2		
<b>Meninges</b>																	
C70.0 Cerebral meninges	3						2	1									
C70.1 Spinal meninges	2						1								1		
C70.9 Meninges, NOS	23						2	2	2	5	2	1	2	2	2	3	
<b>Brain</b>																	
C71.0 Cerebrum	7				1						1	2	1		1		1
C71.1 Frontal lobe	50					6	2	8	5	9	7	5	7				1
C71.2 Temporal lobe	31			3		3	2	4	1	7	3	1	4	1	1	1	
C71.3 Parietal lobe	68	1	3	2	3	1		8	5	5	10	11	4	7	5	1	2
C71.4 Occipital lobe	19			1		1	1		1	1	2	3	2	4		2	1
C71.5 Ventricle, NOS	3				1	1						1					
C71.6 Cerebellum, NOS	34	5	3	9	4	2		1	1	2	1	2	2	1		1	
C71.7 Brain stem	28	7	8	8	3						1		1				
C71.8 Overlapping lesion of brain	4								1			1			2		
C71.9 Brain, NOS	310	17	21	16	12	11	13	29	25	16	34	31	27	23	15	12	8

ICD-O Code	All	Age Group																
		0-4	5-9	10-14	15-19	20-24	25-29	30-34	35-39	40-44	45-49	50-54	55-59	60-64	65-69	70-74	75+	
<b>Spinal cord, cranial nerves and other parts of central nervous system</b>																		
C72.0	Spinal cord	5	1					2	2									
C72.1	Cauda equine	1			1													
C72.2	Olfactory nerve	4	1								1			1	1			
C72.5	Cranial nerve, NOS	1				1												
C72.9	Nervous system, NOS	5	1	1					1					2				
<b>Thyroid gland</b>																		
C73.9	Thyroid Gland	2370	1	6	14	62	194	232	261	284	286	253	246	144	123	100	72	92
<b>Adrenal gland</b>																		
C74.0	Cortex of adrenal gland	13	1			1		2	1	1	1	3	2					1
C74.1	Medulla of adrenal gland	8			1		2	2				1		2				
C74.9	Adrenal Gland	12	5	3						2	1	1						
<b>Other endocrine glands and related structures</b>																		
C75.0	Parathyroid gland																	
C75.1	Pituitary gland	27	1		2	1	3	3		2	2	5	4	3			1	
C75.2	Craniopharyngeal duct	17		6	2	2		2	1		1		2		1			
C75.3	Pineal gland	11			2	2	2		1	2	1	1						
C75.5	Aortic body and other paraganglia		1											1				
<b>Other and ill defined sites</b>																		
C76.0	Head, face or neck, NOS	25			1					1	2	4	3	3	4	5	2	
C76.1	Thorax, NOS	2	1													1		
C76.2	Abdomen, NOS	24	1			2			1	5	2		3	2	3	3	2	
C76.3	Pelvis	18	1	1	3	2	2	1		1	2	2	1	2				
C76.5	Lower limb	2								1	1							
C76.8	Overlapping lesion of ill defined sites	21	1					3	2	3		2	3	3	1	1	2	
<b>Lymph nodes</b>																		
C77.0	Lymph nodes of head, face and neck	68	1	1	5	2	4	4	3	3	1	11	4	14	7	4	4	
C77.1	Intrathoracic lymph nodes	15	1		2	3	1		2	1			1	1		3		
C77.2	Intra-abdominal lymph nodes	19		1			1	1		1	1	3	5	1	2	2	1	
C77.3	Lymph nodes of axilla or arm	28		2			3	1	1	4	1	6	1	1	3	2	3	
C77.4	Lymph nodes of inguinal region or leg	21			1		1	1		2	4		5	2	2	2	1	
C77.5	Pelvic lymph nodes	2								1				1				
C77.8	Lymph nodes of multiple regions	1														1		
C77.9	Lymph node, NOS	751	18	19	17	42	38	34	29	32	50	51	75	75	83	67	64	57
<b>Unknown Primary Sites</b>																		
C80.9	Unknown primary site	829		1		2	4	7	24	26	62	73	105	112	116	93	133	71
<b>All sites</b>		<b>33020</b>	<b>326</b>	<b>206</b>	<b>247</b>	<b>396</b>	<b>599</b>	<b>855</b>	<b>1182</b>	<b>1816</b>	<b>2972</b>	<b>3837</b>	<b>4927</b>	<b>4150</b>	<b>3612</b>	<b>3029</b>	<b>2574</b>	<b>2292</b>

**Table 36 Cancer incidence by histological type and sub-site 2001-2005**

Site	Histology	No	%
Lip	Neoplasm, malignant	7	5.6
	Carcinoma, NOS	1	0.8
	Carcinoma, undifferentiated, NOS	6	4.8
	Verrucous carcinoma, NOS	5	4.0
	Squamous cell carcinoma, NOS	100	80.0
	Squamous cell carcinoma, keratinising, NOS	1	0.8
	Adenocarcinoma, NOS	2	1.6
	Adenoid cystic carcinoma	1	0.8
	Malignant melanoma, NOS	1	0.8
	<b>Total</b>	<b>124</b>	<b>100</b>
Base of tongue	Neoplasm, malignant	55	11.1
	Carcinoma in situ, NOS	3	0.6
	Carcinoma, NOS	4	0.8
	Carcinoma, undifferentiated, NOS	11	2.2
	Carcinoma, anaplastic, NOS	1	0.2
	Small cell carcinoma, NOS	1	0.2
	Verrucous carcinoma, NOS	3	0.6
	Squamous cell carcinoma, NOS	397	79.9
	Squamous cell carcinoma, keratinising, NOS	2	0.4
	Squamous cell carcinoma, large cell, non-keratinising, NOS	2	0.4
	Basaloid carcinoma	1	0.2
	Adenocarcinoma, NOS	3	0.6
	Adenoid cystic carcinoma	8	1.6
	Mucoepidermoid carcinoma	2	0.4
	Adenosquamous carcinoma	2	0.4
	Rhabdomyosarcoma, NOS	2	0.4
	<b>Total</b>	<b>497</b>	<b>100</b>
Other and unspecified parts of tongue	Neoplasm, malignant	117	1.0
	Carcinoma in situ, NOS	1	0.1
	Carcinoma, NOS	3	0.3
	Large cell carcinoma, NOS	1	0.1
	Carcinoma, undifferentiated, NOS	20	1.7
	Small cell carcinoma, NOS	2	0.2
	Papillary carcinoma, NOS	2	0.2
	Verrucous carcinoma, NOS	6	0.5
	Squamous cell carcinoma in situ, NOS	2	0.2
	Squamous cell carcinoma, NOS	994	84.7
	Squamous cell carcinoma, keratinising, NOS	3	0.3
	Squamous cell carcinoma, large cell, non keratinising, NOS	4	0.3
	Squamous cell carcinoma, spindle cell	1	0.1
	Basal cell carcinoma, NOS	1	0.1
	Basaloid carcinoma	1	0.1
	Adenocarcinoma, NOS	3	0.3
	Adenoid cystic carcinoma	6	0.5
	Mucoepidermoid carcinoma	2	0.2
	Adenosquamous carcinoma	2	0.2
	Malignant melanoma, NOS	1	0.1
Sarcoma, NOS	1	0.1	
Spindle cell sarcoma	1	0.1	
	<b>Total</b>	<b>1174</b>	<b>100</b>

Site	Histology	No	%
Gum	Neoplasm, malignant	80	14.0
	Carcinoma, NOS	3	0.5
	Carcinoma, undifferentiated, NOS	23	4.0
	Pseudosarcomatous carcinoma	1	0.2
	Small cell carcinoma, NOS	2	0.3
	Verrucous carcinoma, NOS	10	1.7
	Squamous cell carcinoma, NOS	409	71.3
	Squamous cell carcinoma, keratinising, NOS	1	0.2
	Adenocarcinoma, NOS	8	1.4
	Adenoid cystic carcinoma	16	2.8
	Mucoepidermoid carcinoma	8	1.4
	Acinar cell carcinoma	2	0.3
	Adenosquamous carcinoma	4	0.7
	Malignant melanoma, NOS	2	0.3
	Spindle cell sarcoma	1	0.2
	Malignant fibrous histiocytoma	1	0.2
	Mixed tumour, malignant, NOS	1	0.2
	Total	572	100
Floor of mouth	Neoplasm, malignant	37	9.9
	Carcinoma in situ, NOS	1	0.3
	Carcinoma, NOS	2	0.5
	Carcinoma, undifferentiated, NOS	7	1.9
	Verrucous carcinoma, NOS	2	0.5
	Squamous cell carcinoma, NOS	297	79.4
	Squamous cell carcinoma, large cell, non-keratinising, NOS	1	0.3
	Basaloid carcinoma	4	1.1
	Adenocarcinoma, NOS	1	0.3
	Adenoid cystic carcinoma	7	1.9
	Mucoepidermoid carcinoma	8	2.1
	Sarcoma, NOS	5	1.3
	Malignant myoepithelioma	1	0.3
	Haemangiosarcoma	1	0.3
	Total	374	100
Palate	Neoplasm, malignant	78	15.9
	Carcinoma, NOS	2	0.4
	Carcinoma, undifferentiated, NOS	18	3.7
	Small cell carcinoma, NOS	3	0.6
	Verrucous carcinoma, NOS	5	1.0
	Squamous cell carcinoma, NOS	347	70.5
	Squamous cell carcinoma, keratinising, NOS	2	0.4
	Basaloid squamous cell carcinoma	2	0.4
	Basaloid carcinoma	2	0.4
	Adenocarcinoma, NOS	4	0.8
	Adenoid cystic carcinoma	14	2.8
	Mucoepidermoid carcinoma	6	1.2
	Acinar cell carcinoma	1	0.2
	Malignant melanoma, NOS	2	0.4
	Sarcoma, NOS	1	0.2
	Malignant myoepithelioma	1	0.2
	Haemangiopericytoma, malignant	1	0.2

Cancer Incidence Data - 2001-2005

Site	Histology	No	%
	Malignant lymphoma, NOS	1	0.2
	Malignant lymphoma, small B lymphocytic, NOS	1	0.2
	Malignant lymphoma, large B cell, diffuse, NOS	1	0.2
	<b>Total</b>	<b>492</b>	<b>100</b>
Other and unspecified parts of mouth	Neoplasm, malignant	277	11.5
	Carcinoma in situ, NOS	1	0.04
	Carcinoma, NOS	14	0.6
	Carcinoma, undifferentiated, NOS	41	1.7
	Pleomorphic carcinoma	1	0.04
	Spindle cell carcinoma, NOS	1	0.04
	Small cell carcinoma, NOS	2	0.1
	Verrucous carcinoma, NOS	17	0.7
	Squamous cell carcinoma, NOS	1996	82.9
	Squamous cell carcinoma, keratinising, NOS	8	0.3
	Basaloid squamous cell carcinoma	1	0.04
	Basal cell carcinoma, NOS	4	0.2
	Transitional cell carcinoma, NOS	2	0.1
	Basaloid carcinoma	3	0.1
	Adenocarcinoma, NOS	10	0.4
	Basal cell adenocarcinoma	1	0.04
	Adenoid cystic carcinoma	16	0.7
	Mucoepidermoid carcinoma	7	0.3
	Acinar cell carcinoma	3	0.1
	Adenosquamous carcinoma	1	0.04
	Malignant melanoma, NOS	1	0.04
	Liposarcoma, NOS	1	0.04
	<b>Total</b>	<b>2408</b>	<b>100</b>
Parotid gland	Neoplasm, malignant	15	5.4
	Carcinoma, NOS	2	0.7
	Carcinoma, undifferentiated, NOS	3	1.1
	Carcinoma, anaplastic, NOS	1	0.4
	Pleomorphic carcinoma	6	2.2
	Papillary carcinoma, NOS	1	0.4
	Squamous cell carcinoma, NOS	47	17.0
	Basaloid carcinoma	1	0.4
	Adenocarcinoma, NOS	33	12.0
	Adenoid cystic carcinoma	19	6.9
	Papillary adenocarcinoma, NOS	3	1.1
	Oxyphilic adenocarcinoma	1	0.4
	Clear cell adenocarcinoma, NOS	1	0.4
	Mucoepidermoid carcinoma	103	37.3
	Cystadenocarcinoma, NOS	1	0.4
	Mucinous adenocarcinoma	1	0.4
	Acinar cell tumour	2	0.7
	Acinar cell carcinoma	6	2.2
	Acinar cell cystadenocarcinoma	1	0.4
	Epithelial-myoepithelial carcinoma	1	0.4
	Carcinoma in pleomorphic adenoma	10	3.6
	Malignant myoepithelioma	1	0.4
	Haemangiosarcoma	2	0.7
	Malignant lymphoma, NOS	5	1.8



Site	Histology	No	%
	Malignant lymphoma, non-Hodgkin, NOS	7	2.5
	Hodgkin lymphoma, NOS	1	0.4
	Marginal zone B-cell lymphoma, NOS	2	0.7
	Total	276	100
Other and unspecified major salivary glands	Neoplasm, malignant	3	3.4
	Carcinoma undifferentiated, NOS	1	1.1
	Pleomorphic carcinoma	3	3.4
	Squamous cell carcinoma, NOS	15	17.2
	Adenocarcinoma, NOS	7	8.0
	Basal cell adenocarcinoma	1	1.1
	Adenoid cystic carcinoma	21	24.1
	Mucoepidermoid carcinoma	22	25.3
	Acinar cell carcinoma	4	4.6
	Carcinoma in pleomorphic adenoma	2	2.3
	Clear cell sarcoma, NOS	1	1.1
	Haemangiopericytoma, malignant	2	2.3
	Malignant lymphoma, non-Hodgkin, NOS	3	3.4
	Malignant lymphoma, large B-cell, diffuse, NOS	1	1.1
	Follicular lymphoma, NOS	1	1.1
	Total	87	100
Tonsil	Neoplasm, malignant	35	7.3
	Carcinoma, NOS	1	0.2
	Carcinoma, undifferentiated, NOS	8	1.7
	Pleomorphic carcinoma	1	0.2
	Small cell carcinoma, NOS	2	0.4
	Verrucous carcinoma, NOS	2	0.4
	Squamous cell carcinoma, NOS	406	84.2
	Squamous cell carcinoma, keratinising, NOS	3	0.6
	Squamous cell carcinoma, large cell, non-keratinising, NOS	2	0.4
	Basaloid carcinoma	1	0.2
	Adenocarcinoma, NOS	4	0.8
	Acinar cell carcinoma	1	0.2
	Fibrosarcoma, NOS	1	0.2
	Malignant lymphoma, non-Hodgkin, NOS	14	2.9
	Follicular lymphoma, NOS	1	0.2
	Total	482	100
Oropharynx	Neoplasm, malignant	38	13.1
	Carcinoma, NOS	1	0.3
	Large cell carcinoma, NOS	2	0.7
	Carcinoma, undifferentiated, NOS	15	5.2
	Carcinoma, anaplastic, NOS	1	0.3
	Small cell carcinoma, NOS	1	0.3
	Squamous cell carcinoma, NOS	229	78.7
	Squamous cell carcinoma, large cell, non-keratinising, NOS	1	0.3
	Basaloid squamous cell carcinoma	1	0.3
	Adenocarcinoma, NOS	1	0.3
	Adenosquamous carcinoma	1	0.3
	Total	291	100

Cancer Incidence Data - 2001-2005

Site	Histology	No	%
Nasopharynx	Neoplasm, malignant	34	19.7
	Carcinoma, NOS	5	2.9
	Large cell carcinoma, NOS	1	0.6
	Carcinoma, undifferentiated, NOS	13	7.5
	Small cell carcinoma, NOS	1	0.6
	Papillary carcinoma, NOS	2	1.2
	Squamous cell carcinoma, NOS	84	48.6
	Squamous cell carcinoma, keratinising, NOS	1	0.6
	Squamous cell carcinoma, large cell, non-keratinising, NOS	1	0.6
	Transitional cell carcinoma, NOS	3	1.7
	Adenocarcinoma, NOS	14	8.1
	Adenoid cystic carcinoma	5	2.9
	Papillary adenocarcinoma, NOS	1	0.6
	Mucoepidermoid carcinoma	1	0.6
	Rhabdomyosarcoma, NOS	1	0.6
	Haemangiopericytoma, malignant	1	0.6
	Chordoma, NOS	1	0.6
	Malignant lymphoma, NOS	1	0.6
	Malignant lymphoma, non-Hodgkin, NOS	2	1.2
	Malignant lymphoma, large B-cell, diffuse, NOS	1	0.6
	Total		173
Pyriiform Sinus	Neoplasm, malignant	78	10.8
	Carcinoma, NOS	6	0.8
	Large cell carcinoma, NOS	4	0.6
	Carcinoma, undifferentiated, NOS	16	2.2
	Small cell carcinoma, NOS	2	0.3
	Squamous cell carcinoma, NOS	609	84.5
	Squamous cell carcinoma, keratinising, NOS	1	0.1
	Squamous cell carcinoma, large cell, nonkeratinising, NOS	1	0.1
	Basaloid carcinoma	1	0.1
	Adenocarcinoma, NOS	1	0.1
	Adenosquamous carcinoma	2	0.3
Total		721	100
Hypopharynx	Neoplasm, malignant	26	10
	Carcinoma, NOS	2	0.8
	Large cell carcinoma, NOS	3	1.2
	Carcinoma, undifferentiated, NOS	9	3.5
	Small cell carcinoma, NOS	1	0.4
	Verrucous carcinoma, NOS	2	0.8
	Squamous cell carcinoma, NOS	211	81.2
	Squamous cell carcinoma, keratinising, NOS	2	0.8
	Adenocarcinoma, NOS	1	0.4
	Adenosquamous carcinoma	3	1.2
Total		260	100
Other and ill defined sites in lip oral cavity and pharynx	Neoplasm, malignant	20	9.6
	Carcinoma in situ, NOS	1	0.5
	Carcinoma, undifferentiated, NOS	4	1.9
	Pleomorphic carcinoma	1	0.5
	Squamous cell carcinoma, NOS	172	82.3
	Squamous cell carcinoma, keratinising, NOS	2	1.0
Basaloid squamous cell carcinoma	1	0.5	

Site	Histology	No	%
	Basaloid carcinoma	1	0.5
	Adenocarcinoma, NOS	3	1.4
	Adenoid cystic carcinoma	1	0.5
	Mucoepidermoid carcinoma	1	0.5
	Adenosquamous carcinoma	1	0.5
	Spindle cell sarcoma	1	0.5
	Total	209	100
Esophagus	Neoplasm, Malignant	711	14.7
	Carcinoma in situ, NOS	4	0.1
	Carcinoma, NOS	17	0.4
	Large cell carcinoma, NOS	11	0.2
	Large cell neuroendocrine carcinoma	1	0.0
	Carcinoma, undifferentiated, NOS	46	0.9
	Small cell Carcinoma, NOS	11	0.2
	Papillary carcinoma, NOS	1	0.0
	Squamous cell carcinoma, in situ, NOS	1	0.0
	Squamous cell carcinoma, NOS	3570	73.7
	Squamous cell carcinoma, keratinising, NOS	31	0.6
	Squamous cell carcinoma, large cell, non keratinising, NOS	11	0.2
	Squamous cell carcinoma, adenoid	1	0.0
	Basaloid carcinoma	2	0.0
	Adenocarcinoma, NOS	384	7.9
	Papillary adenocarcinoma, NOS	2	0.0
	Mucinous adenocarcinoma	4	0.1
	Mucin producing adenocarcinoma	1	0.0
	Signet ring cell carcinoma	15	0.3
	Adenosquamous carcinoma	17	0.4
	Malignant melanoma, NOS	1	0.0
	Spindle cell sarcoma	1	0.0
	Leiomyosarcoma, NOS	1	0.0
	Malignant lymphoma, non-Hodgkin, NOS	1	0.0
	Total	4845	100
Stomach	Neoplasm, Malignant	123	12.9
	Carcinoma, NOS	8	0.8
	Carcinoma, undifferentiated, NOS	11	1.2
	Carcinoma, anaplastic, NOS	1	0.1
	Small cell carcinoma, NOS	1	0.1
	Papillary carcinoma, NOS	3	0.3
	Squamous cell carcinoma, NOS	78	8.2
	Squamous cell carcinoma, Keratinising, NOS	3	0.3
	Squamous cell carcinoma, Small cell, non-keratinising	1	0.1
	Adenocarcinoma, NOS	614	64.2
	Linitis plastica	2	0.2
	Neuroendocrine carcinoma, NOS	1	0.1
	Papillary adenocarcinoma, NOS	6	0.6
	Mucinous adenocarcinoma	25	2.6
	Mucin – producing adenocarcinoma	3	0.3
	Signet ring cell carcinoma	45	4.7
	Adenosquamous carcinoma	4	0.4
	Spindle cell sarcoma	1	0.1

Cancer Incidence Data - 2001-2005

Site	Histology	No	%
	Leiomyosarcoma, NOS	9	0.9
	Stromal sarcoma, NOS	1	0.1
	Gastrointestinal stromal sarcoma	9	0.9
	Carcinosarcoma, NOS	1	0.1
	Malignant lymphoma, NOS	3	0.3
	Malignant lymphoma, non-Hodgkin, NOS	1	0.1
	Marginal zone B-cell lymphoma, NOS	2	0.2
	Total	956	100
Small intestine	Neoplasm, Malignant	6	5.9
	Carcinoma, NOS	1	1.0
	Squamous cell carcinoma, NOS	2	2.0
	Adenocarcinoma, NOS	42	41.2
	Carcinoid tumor, NOS	10	9.8
	Neuroendocrine carcinoma, NOS	1	1.0
	Atypical carcinoid tumor	1	1.0
	Mucinous adenocarcinoma	5	4.9
	Signet ring cell carcinoma	3	2.9
	Sarcoma, NOS	2	2.0
	Spindle cell sarcoma	1	1.0
	Desmoplastic small round cell tumor	1	1.0
	Leiomyosarcoma, NOS	10	9.8
	Stromal sarcoma, NOS	1	1.0
	Gastrointestinal stromal tumor, NOS	2	2.0
	Gastrointestinal stromal sarcoma	7	6.9
	Malignant lymphoma, NOS	2	2.0
	Malignant lymphoma, non-Hodgkin, NOS	4	3.9
	Marginal zone B-cell lymphoma, NOS	1	1.0
	Total	102	100
Colon	Neoplasm, malignant	92	7.0
	Carcinoma, NOS	2	0.2
	Carcinoma, undifferentiated, NOS	20	1.5
	Squamous cell carcinoma, NOS	25	1.9
	Adenocarcinoma, NOS	1020	77.2
	Adenocarcinoma in adenomatous polyp	18	1.4
	Tubular adenocarcinoma	1	0.1
	Adenocarcinoma in adenomatous polyposis coli	1	0.1
	Carcinoid tumor of uncertain malignant potential	3	0.2
	Carcinoid tumor, NOS	9	0.7
	Goblet cell carcinoid	1	0.1
	Neuroendocrine carcinoma, NOS	2	0.2
	Papillary adenocarcinoma, NOS	8	0.6
	Adenocarcinoma in villous adenoma	1	0.1
	Villous adenocarcinoma	2	0.2
	Acidophil carcinoma	4	0.3
	Clear cell adenocarcinoma, NOS	1	0.1
	Cystadenocarcinoma, NOS	1	0.1
	Papillary Cystadenocarcinoma, NOS	3	0.2
	Mucinous cystadenocarcinoma, NOS	1	0.1
	Papillary mucinous cystadenocarcinoma	1	0.1
	Mucinous adenocarcinoma	43	3.3
	Mucin- producing adenocarcinoma	10	0.8

Site	Histology	No	%
	Signet ring cell carcinoma	31	2.3
	Adenosquamous carcinoma	4	0.3
	Leiomyosarcoma, NOS	3	0.2
	Gastrointestinal stromal sarcoma	2	0.2
	Malignant lymphoma, non-Hodgkin, NOS	13	1.0
	Total	1322	100
Recto-sigmoid junction	Neoplasm, malignant	10	8.0
	Carcinoma , undifferentiated, NOS	1	2.0
	Squamous cell carcinoma, NOS	2	4.0
	Adenocarcinoma, NOS	81	76.0
	Adenocarcinoma in adenomatous polyp	3	
	Tubular adenocarcinoma	1	2.0
	Papillary adenocarcinoma, NOS	1	2.0
	Mucinous adenocarcinoma	5	
	Mucin-producing adenocarcinoma	1	
	Signet ring cell carcinoma	6	6.0
	Total	111	100
Rectum	Neoplasm, malignant	143	9.2
	Carcinoma, NOS	1	0.1
	Carcinoma, undifferentiated, NOS	4	0.3
	Small cell carcinoma, NOS	1	0.1
	Papillary carcinoma, NOS	1	0.1
	Squamous cell carcinoma, NOS	56	3.6
	Basaloid carcinoma	3	0.2
	Adenocarcinoma, NOS	1248	80.3
	Adenocarcinoma in adenomatous polyp	5	0.3
	Tubular adenocarcinoma	1	0.1
	Carcinoid tumor, NOS	4	0.3
	Papillary adenocarcinoma, NOS	6	0.4
	Villous adenocarcinoma	4	0.3
	Adenocarcinoma in tubulovillous adenoma	1	0.1
	Clear cell adenocarcinoma, NOS	1	0.1
	Mucinous adenocarcinoma	35	2.3
	Mucin -producing adenocarcinoma	7	0.5
	Signet ring cell carcinoma	17	1.1
	Adenosquamous carcinoma	4	0.3
	Malignant melanoma, NOS	6	0.4
	Spindle cell sarcoma	1	0.1
	Leiomyosarcoma	1	0.1
	Stromal sarcoma, NOS	1	0.1
	Gastrointestinal stromal tumor , NOS	1	0.1
	Gastrointestinal stromal sarcoma	2	0.1
	Total	1554	100
Anus and anal canal	Neoplasm, malignant	10	6.3
	Carcinoma in situ, NOS	1	0.6
	Large cell carcinoma, NOS	1	0.6
	Carcinoma , undifferentiated, NOS	1	0.6
	Small cell carcinoma, NOS	1	0.6
	Papillary carcinoma, NOS	1	0.6
	Squamous cell carcinoma, NOS	75	47.5
	Squamous cell carcinoma, keratinising, NOS	1	0.6

Cancer Incidence Data - 2001-2005

Site	Histology	No	%
	Squamous cell carcinoma, large cell, non-keratinising, NOS	2	0.0
	Squamous intraepithelial neoplasia, grade III	1	1.3
	Basaloid squamous cell carcinoma	2	0.6
	Basal cell carcinoma	1	1.3
	Basaloid carcinoma	7	0.6
	Adenocarcinoma, NOS	39	4.4
	Neuroendocrine carcinoma, NOS	1	24.7
	Clear cell adenocarcinoma, NOS	1	0.6
	Mucinous adenocarcinoma	2	0.6
	Adenosquamous carcinoma	4	1.3
	Malignant melanoma	6	2.5
	Leiomyosarcoma, NOS	1	3.8
	<b>Total</b>	<b>158</b>	<b>100</b>
Liver	Neoplasm, malignant	34	5.5
	Carcinoma, Undifferentiated, NOS	1	0.2
	Small cell carcinoma, NOS	1	0.2
	Adenocarcinoma, NOS	24	3.9
	Hepatocellular carcinoma, NOS	514	83.0
	Neuroendocrine carcinoma, NOS	4	0.6
	Mucinous adenocarcinoma	1	0.2
	Mucin -producing adenocarcinoma	1	0.2
	Malignant melanoma, NOS	3	0.5
	Sarcoma, NOS	1	0.2
	Leiomyosarcoma, NOS	1	0.2
	Hepatoblastoma	24	3.9
	Hemangioendothelioma, malignant	3	0.5
	Lymphangiosarcoma	3	0.5
	Peripheral neuroectodermal tumor	1	0.2
	Malignant lymphoma, NOS	3	0.5
	<b>Total</b>	<b>619</b>	<b>100</b>
Intrahepatic bile ducts	Neoplasm, malignant	1	1.4
	Cholangiocarcinoma	67	93.1
	Klatskin tumor	3	4.2
	Liposarcoma, NOS	1	1.4
	<b>Total</b>	<b>72</b>	<b>100</b>
Gallbladder	Neoplasm, malignant	19	14.2
	Carcinoma, undifferentiated, NOS	8	6.0
	Papillary carcinoma, NOS	1	0.7
	Squamous cell carcinoma, NOS	9	6.7
	Transitional cell carcinoma, NOS	5	3.7
	Adenocarcinoma, NOS	71	53.0
	Cholangiocarcinoma	4	3.0
	Papillary adenocarcinoma, NOS	7	5.2
	Mucinous adenocarcinoma	4	3.0
	Mucin -producing adenocarcinoma	1	0.7
	Signet ring cell carcinoma	1	0.7
	Adenosquamous carcinoma	4	3.0
	<b>Total</b>	<b>134</b>	<b>100</b>

Site	Histology	No	%
Other and unspecified parts of the biliary tract	Neoplasm, malignant	9	6.7
	Papillary carcinoma, NOS	1	0.7
	Adenocarcinoma, NOS	61	45.5
	Cholangiocarcinoma	52	38.8
	Tubular adenocarcinoma	1	0.7
	Papillary adenocarcinoma, NOS	5	3.7
	Mucinous adenocarcinoma	5	3.7
	Total	134	100
Pancreas	Neoplasm, malignant	101	27.2
	Carcinoma, NOS	2	0.5
	Carcinoma, undifferentiated, NOS	16	4.3
	Pleomorphic carcinoma	1	0.3
	Papillary carcinoma, NOS	4	1.1
	Squamous cell carcinoma, NOS	11	3.0
	Adenocarcinoma, NOS	178	48.0
	Islet cell tumour, NOS	1	0.3
	Islet cell carcinoma	2	0.5
	Neuroendocrine carcinoma, NOS	4	1.1
	Papillary adenocarcinoma, NOS	12	3.2
	Adenocarcinoma in tubulovillous adenoma	1	0.3
	Cystadenocarcinoma, NOS	1	0.3
	Solid pseudopapillary tumour	1	0.3
	Solid pseudopapillary carcinoma	1	0.3
	Mucinous cystadenocarcinoma, non invasive	2	0.5
	Mucinous cystadenocarcinoma, NOS	1	0.3
	Mucinous adenocarcinoma	17	4.6
	Mucin-producing adenocarcinoma	3	0.8
	Signet ring cell carcinoma	3	0.8
	Paget disease, mammary	1	0.3
	Acinar cell tumor [obs]	1	0.3
	Acinar cell cystadenocarcinoma	1	0.3
	Paraganglioma, NOS	1	0.3
	Sarcoma, NOS	1	0.3
	Leiomyosarcoma, NOS	1	0.3
	Pancreatoblastoma	1	0.3
Malignant lymphoma, non-Hodgkin, NOS	2	0.5	
	Total	371	100
Other and ill defined parts of digestive organs	Squamous cell carcinoma, NOS	1	3.2
	Adenocarcinoma, NOS	12	38.7
	Signet ring cell carcinoma	1	3.2
	Spindle cell sarcoma	1	3.2
	Stromal sarcoma, NOS	2	6.5
	Gastrointestinal stromal tumour, NOS	1	3.2
	Gastrointestinal stromal sarcoma	11	35.5
	Haemangiosarcoma	1	3.2
	Malignant lymphoma, non-Hodgkin, NOS	1	3.2
	Total	31	100

Cancer Incidence Data - 2001-2005

Site	Histology	No	%	
Nasal cavity	Neoplasm, malignant	2	3.1	
	Carcinoma, NOS	1	1.5	
	Large cell carcinoma, NOS	1	1.5	
	Carcinoma, undifferentiated, NOS	2	3.1	
	Pseudosarcomatous carcinoma	1	1.5	
	Squamous cell carcinoma, NOS	30	46.2	
	Transitional cell carcinoma, NOS	1	1.5	
	Adenocarcinoma, NOS	2	3.1	
	Adenoid cystic carcinoma	9	13.8	
	Neuroendocrine carcinoma, NOS	1	1.5	
	Mucoepidermoid carcinoma	1	1.5	
	Adenosquamous carcinoma	1	1.5	
	Malignant melanoma, NOS	3	4.6	
	Sarcoma, NOS	1	1.5	
	Small cell sarcoma	1	1.5	
	Embryonal rhabdomyosarcoma, NOS	1	1.5	
	Carcinosarcoma, NOS	2	3.1	
	Malignant lymphoma, non-Hodgkin, NOS	1	1.5	
	Malignant lymphoma, large B-cell, diffuse, NOS	1	1.5	
		Total	65	100
Middle ear	Neoplasm, malignant	1	5.3	
	Squamous cell carcinoma, NOS	9	47.4	
	Adenocarcinoma, NOS	2	10.5	
	Adenoid cystic carcinoma	4	21.1	
	Mucoepidermoid carcinoma	1	5.3	
	Glomus tumour, malignant	2	10.5	
	Total	19	100	
Larynx	Neoplasm, Malignant	115	7.2	
	Carcinoma in situ, NOS	4	0.2	
	Carcinoma, NOS	4	0.2	
	Large cell carcinoma, NOS	9	0.6	
	Carcinoma, undifferentiated, NOS	29	1.8	
	Carcinoma, anaplastic, NOS	1	0.1	
	Giant cell carcinoma	1	0.1	
	Small cell Carcinoma, NOS	14	0.9	
	Squamous cell carcinoma in situ, NOS	1	0.1	
	Squamous cell carcinoma, NOS	1383	86.2	
	Squamous cell carcinoma, keratinising, NOS	11	0.7	
	Squamous cell carcinoma, large cell, nonkeratinising, NOS	1	0.1	
	Squamous cell carcinoma, small cell, nonkeratinising	1	0.1	
	Squamous cell carcinoma, spindle cell	1	0.1	
	Adenocarcinoma, NOS	10	0.6	
	Adenoid cystic carcinoma	2	0.1	
	Neuroendocrine carcinoma, NOS	1	0.1	
	Adenosquamous carcinoma	13	0.8	
	Small cell sarcoma	1	0.1	
		Total	1603	100



Site	Histology	No	%
Trachea	Neoplasm, malignant	2	16.7
	Large cell carcinoma, NOS	1	8.3
	Squamous cell carcinoma in situ, NOS	1	8.3
	Squamous cell carcinoma, NOS	7	58.3
	Mucinous adenocarcinoma	1	8.3
	Total	12	100
Bronchus and lung	Neoplasm, malignant	998	27.5
	Carcinoma, NOS	25	0.7
	Epithelioma, malignant	1	0.0
	Large cell carcinoma, NOS	39	1.1
	Carcinoma, undifferentiated, NOS	34	0.9
	Carcinoma, anaplastic, NOS	10	0.3
	Spindle cell carcinoma, NOS	1	0.0
	Tumourlet, NOS	1	0.0
	Small cell carcinoma, NOS	108	0.0
	Oat cell carcinoma	1	3.0
	Small cell carcinoma, intermediate cell	1	0.0
	Non-small cell carcinoma	57	0.0
	Papillary carcinoma, NOS	6	1.6
	Squamous cell carcinoma, NOS	1050	0.2
	Squamous cell carcinoma, keratinising, NOS	7	28.9
	Squamous cell carcinoma, large cell, nonkeratinising, NOS	2	0.2
	Basaloid carcinoma	1	0.1
	Adenocarcinoma, NOS	1171	0.0
	Basal cell adenocarcinoma	1	32.3
	Adenoid cystic carcinoma	3	0.0
	Adenocarcinoma in adenomatous polyp	2	0.1
	Carcinoid tumor, NOS	7	0.1
	Neuroendocrine carcinoma, NOS	1	0.2
	Bronchiolo-alveolar adenocarcinoma, NOS	45	0.0
	Alveolar adenocarcinoma	6	1.2
	Bronchiolo-alveolar carcinoma, non-mucinous	1	0.2
	Papillary adenocarcinoma, NOS	14	0.0
	Clear cell adenocarcinoma, NOS	2	0.4
	Mucoepidermoid carcinoma	3	0.0
	Mucinous adenocarcinoma	4	0.1
	Mucin-producing adenocarcinoma	3	0.1
	Adenosquamous carcinoma	2	0.0
	Malignant melanoma, NOS	3	0.1
	Spindle cell sarcoma	2	0.1
	Desmoplastic small round cell tumour	1	0.1
	Malignant fibrous histiocytoma	1	0.0
	Mucinous adenocarcinofibroma	1	0.0
	Clear cell sarcoma, NOS	1	0.0
	Malignant peripheral nerve sheath tumour	2	0.0
	Malignant lymphoma, NOS	1	0.1
	Hodgkin lymphoma, NOS	2	0.0
	Malignant lymphoma, large B-cell, diffuse, NOS	1	0.1
	Langerhans cell histiocytosis, unifocal	1	0.0
	Total	3623	100

Cancer Incidence Data - 2001-2005

Site	Histology	No	%
Thymus	Carcinoma, undifferentiated, NOS	2	3.6
	Squamous cell carcinoma, NOS	2	3.6
	Adenocarcinoma, NOS	1	1.8
	Carcinoid tumor, NOS	1	1.8
	Neuroendocrine carcinoma, NOS	1	1.8
	Thymoma, malignant, NOS	40	66.1
	Thymoma, type B1, malignant	1	1.8
	Thymoma, type B2, malignant	1	1.8
	Thymoma, type B3, malignant	1	1.8
	Thymic carcinoma, NOS	1	1.8
	Carcinoma showing thymus-like element	4	1.8
	Germinoma	1	1.8
	Teratoma, malignant, NOS	1	1.8
	Malignant lymphoma, NOS	2	3.6
	Malignant lymphoma, non-Hodgkin, NOS	1	1.8
	Malignant histiocytosis	1	1.8
Total		61	100
Heart, mediastinum, and pleura	Neoplasm, malignant	18	19.6
	Carcinoma, NOS	1	1.1
	Carcinoma, undifferentiated, NOS	4	4.3
	Carcinoma, anaplastic, NOS	1	1.1
	Small cell carcinoma, NOS	3	3.3
	Adenocarcinoma, NOS	2	2.2
	Carcinoid tumor, NOS	2	2.2
	Neuroendocrine carcinoma, NOS	2	2.2
	Sarcoma, NOS	1	1.1
	Spindle cell sarcoma	1	1.1
	Myxoid liposarcoma	1	1.1
	Embryonal rhabdomyosarcoma, NOS	1	1.1
	Mesothelioma, malignant	11	8.7
	Fibrous mesothelioma, malignant	3	3.3
	Epithelioid mesothelioma, malignant	1	1.1
	Mesothelioma, biphasic, malignant	1	1.1
	Germinoma	3	3.3
	Teratoma, malignant, NOS	5	5.4
	Mixed germ cell tumor	15	16.3
	Peripheral neuroectodermal tumour	5	5.4
	Ganglioneuroblastoma	1	1.1
Neuroblastoma, NOS	2	2.2	
Malignant peripheral nerve sheath tumour	1	1.1	
Total		88	100
Other and ill defined sites in respiratory system and intrathoracic organs	Superficial spreading adenocarcinoma	1	100
Total		1	100

Site	Histology	No	%
Bones joints and articular cartilages of limbs	Neoplasm, malignant	1	0.3
	Sarcoma, NOS	17	5.1
	Osteosarcoma, NOS	185	54.6
	Chondroblastic osteosarcoma	1	0.3
	Fibroblastic Osteosarcoma	1	0.3
	Periosteal osteosarcoma	1	0.3
	Aggressive osteoblastoma	1	0.3
	Chondrosarcoma, NOS	11	3.3
	Chondroblastoma, malignant	3	0.9
	Myxoid chondrosarcoma	1	0.3
	Giant cell tumor of bone, NOS	1	0.3
	Giant cell tumor of bone, malignant	26	7.8
	Ewing sarcoma	54	16.1
	Adamantinoma of long bones	1	0.3
	Odontogenic tumour, malignant	2	0.6
	Plasmacytoma, NOS	9	2.4
	Langerhans cell histiocytosis, unifocal	1	0.3
	Total	316	100
Bones, joints and articular cartilage of other & unspecified sites	Neoplasm, malignant	1	0.6
	Osteosarcoma, NOS	45	25.1
	Chondroblastic osteosarcoma	4	2.2
	Chondrosarcoma, NOS	26	14.5
	Chondroblastoma, malignant	1	0.6
	Myxoid chondrosarcoma	1	0.6
	Giant cell tumor of bone, NOS	2	1.1
	Giant cell tumor of bone, malignant	3	1.7
	Ewing sarcoma	35	19.6
	Odontogenic tumour, malignant	3	1.7
	Ameloblastoma, malignant	3	1.7
	Plasmacytoma, NOS	40	22.3
	Total	179	100
Blood	Waldenstrom macroglobulinaemia	8	75
	Total	8	100
Bone marrow	Malignant lymphoma, NOS	38	0.8
	Malignant lymphoma, non-Hodgkin, NOS	53	1.2
	Hodgkin lymphoma, NOS	3	0.1
	Malignant lymphoma, lymphoplasmacytic	4	0.1
	Malignant lymphoma, large B-cell, diffuse, NOS	1	0.0
	Burkitt lymphoma, NOS	1	0.0
	Splenic marginal zone B-cell lymphoma	4	0.1
	Follicular lymphoma, grade 2	1	0.0
	Precursor cell lymphoblastic lymphoma, NOS	3	0.1
	Plasmacytoma, NOS	9	0.2
	Multiple myeloma	1133	24.9
	Plasma cell leukemia	8	0.2
	Monoclonal gammopathy of undetermined significance	1	0.0
	Leukemia, NOS	9	0.2
	Acute Leukemia, NOS	27	0.6
	Acute biphenotypic leukemia	9	0.2
	B-cell chronic lymphocytic leukemia /small lymphocytic lymphoma	132	2.9
	Burkitt cell leukaemia	1	0.0

Cancer Incidence Data - 2001-2005

Site	Histology	No	%
	Adult T-cell leukaemia/lymphoma (HTLV-1 positive)	1	0.0
	Prolymphocytic leukemia, NOS	4	0.1
	Prolymphocytic leukemia, B-cell type	1	0.0
	Prolymphocytic leukemia, T-cell type	1	0.0
	Precursor cell lymphoblastic leukemia, NOS (Including lymphoblastic leukemia) ALL	1121	24.5
	Precursor B-cell lymphoblastic leukemia	1	0.0
	Precursor T-cell lymphoblastic leukemia	3	0.1
	Acute myeloid leukemia, M6 type	17	0.4
	Myeloid leukaemia, NOS	4	0.1
	Acute myeloid leukemia, NOS	479	10.5
	Chornic myeloid leukemia, NOS	568	12.4
	Acute promyelocytic leukaemia, t(15;17)(q22;q11-12)	12	0.3
	Acute myelomonocytic leukemia	140	3.1
	Acute basophilic leukaemia	2	0.0
	Acute myeloid leukemia with abnormal marrow eosinophils	1	0.0
	Acute myeloid leukemia, minimal differentiation	4	0.1
	Acute myeloid leukemia without maturation	52	1.1
	Acute myeloid leukemia with maturation	115	2.5
	Atypical chornic myeloid leukemia, BCR/ABL negative	4	0.1
	Acute monocytic leukaemia	7	0.2
	Acute myeloid leukemia, t(8;21)(q22;q22)	1	0.0
	Acute myeloid leukemia, 11q23 abnormalities	1	0.0
	Acute megakaryoblastic leukemia	4	0.1
	Myeloid sarcoma	3	0.1
	Acute panmyelosis with myelofibrosis	33	0.7
	Hairy cell leukemia	10	0.2
	Chornic myelomonocytic leukemia	10	0.2
	Juvenile myelomonocytic leukemia	6	0.1
	Polycythemia vera	85	1.9
	Chronic myeloproliferative disease, NOS	1	0.0
	Myeloselerosis with myeloid metaplasia	23	0.5
	Essential thrombocythemia	15	0.3
	Lymphoproliferative disorder, NOS	4	0.1
	Myeloproliferative disease, NOS	3	0.1
	Refractory anemia	18	0.4
	Refractory anemia with excesss blasts in transformation [obs]	1	0.0
	Refractory cytopenia with multilineage dysplasia	1	0.0
	Therapy-related myelodysplastic syndrome, NOS	1	0.0
	Myelodysplastic Syndrome, NOS	363	8.0
	<b>Total</b>	<b>4560</b>	<b>100</b>
Spleen	Malignant lymphoma, non-Hodgkin, NOS	2	15.4
	Splenic marginal zone B-cell lymphoma	10	76.9
	Follicular lymphoma, NOS	1	7.7
	<b>Total</b>	<b>13</b>	<b>100</b>
Skin	Neoplasm, malignant	9	1.0
	Carcinoma in situ, NOS	2	0.2
	Carcinoma, undifferentiated, NOS	2	0.2
	Verrucous carcinoma, NOS	5	0.4
	Squamous cell carcinoma in situ, NOS	1	0.1
	Squamous cell carcinoma, NOS	520	55.7
	Squamous cell carcinoma, keratinising, NOS	2	0.2

Site	Histology	No	%
	Squamous cell carcinoma, large cell, nonkeratinising, NOS	1	0.1
	Squamous cell carcinoma, spindle cell	1	0.1
	Squamous cell carcinoma, adenoid	1	0.1
	Bowen disease	2	0.2
	Lymphoepithelial carcinoma	1	0.1
	Basaloid squamous cell carcinoma	2	0.2
	Basal cell carcinoma, NOS	100	10.6
	Basosquamous carcinoma	5	0.5
	Adenoid basal carcinoma	3	0.3
	Adenoid cystic carcinoma	1	0.1
	Merkel cell carcinoma	4	0.4
	Skin appendage carcinoma	8	0.9
	Nodular hidradenoma, malignant	1	0.1
	Sclerosing sweat duct carcinoma	1	0.1
	Sebaceous adenocarcinoma	4	0.4
	Eccrine adenocarcinoma	1	0.1
	Paget disease, extramammary	1	0.1
	Acinar cell carcinoma	1	0.1
	Malignant melanoma, NOS	186	19.6
	Amelanotic melanoma	2	0.2
	Spindle cell melanoma, NOS	1	0.1
	Dermatofibrosarcoma, NOS	19	1.9
	Epithelioid haemangioendothelioma, NOS	1	0.1
	Epithelioid haemangioendothelioma, malignant	3	0.3
	Granular cell tumour, malignant	1	0.1
	Malignant lymphoma, non-Hodgkin, NOS	2	0.2
	Mycosis fungoides	20	2.1
	Sezary syndrome	2	0.2
	Cutaneous T-cell lymphoma, NOS	9	1.0
	Primary cutaneous CD30+ T-cell lymphoproliferative disorder	2	0.2
	Malignant histiocytosis	1	0.1
	Langerhans cell histiocytosis, NOS	3	0.3
	Langerhans cell histiocytosis, unifocal	3	0.3
	Langerhans cell histiocytosis, multifocal	1	0.1
	Angiocentric immunoproliferative lesion	1	0.1
	<b>Total</b>	<b>936</b>	<b>100</b>
Peripheral nerves and autonomic nervous system	Neuroendocrine carcinoma, NOS	1	0.9
	Small cell sarcoma	1	0.9
	Peripheral neuroectodermal tumor	23	20.7
	Ganglioneuroblastoma	4	3.6
	Neuroblastoma, NOS	29	25.2
	Malignant peripheral nerve sheath tumor	49	44.2
	Neurilemoma, malignant [obs]	5	4.5
	<b>Total</b>	<b>112</b>	<b>100</b>
Retroperitoneum and Peritoneum	Neoplasm, malignant	3	3.2
	Carcinoma, undifferentiated, NOS	1	1.1
	Spindle cell carcinoma, NOS	1	1.1
	Small cell carcinoma, NOS	1	1.1
	Squamous cell carcinoma, NOS	1	1.1
	Adenocarcinoma, NOS	4	4.2
	Mucinous adenocarcinoma	5	5.3

Site	Histology	No	%
	Sarcoma, NOS	10	10.5
	Spindle cell sarcoma	7	7.4
	Small cell sarcoma	2	2.1
	Fibrosarcoma, NOS	1	1.1
	Malignant fibrous histiocyoma	2	2.1
	Liposarcoma, NOS	18	18.9
	Liposarcoma, well differentiated	1	1.1
	Myxoid liposarcoma	4	4.2
	Pleomorphic liposarcoma	1	1.1
	Leiomyosarcoma, NOS	10	10.5
	Rhabdomyosarcoma, NOS	2	2.1
	Embryonal rhabdomyosarcoma, NOS	1	1.1
	Endometrial stromal sarcoma, low grade	1	1.1
	Mesothelioma, malignant	1	1.1
	Cystic mesothelioma, NOS	1	1.1
	Embryonal carcinoma, NOS	1	1.1
	Teratoma, malignant, NOS	5	5.3
	Mixed germ cell tumour	2	2.1
	Haemangiopericytoma, malignant	1	1.1
	Ganglioneuroblastoma	1	1.1
	Neuroblastoma, NOS	4	4.2
	Malignant peripheral nerve sheath tumour	1	1.1
	Malignant lymphoma, non-Hodgkin, NOS	2	2.1
	Total	95	100
Connective subcutaneous and other soft tissues	Neoplasm, malignant	5	0.8
	Malignant tumour spindle cell type	1	0.2
	Giant cell carcinoma	1	0.2
	Spindle cell carcinoma, NOS	4	0.7
	Carcinoma with osteoclast-like giant cells	1	0.2
	Small cell carcinoma, NOS	2	0.3
	Squamous cell carcinoma, spindle cell	1	0.2
	Sarcoma, NOS	157	24.4
	Spindle cell sarcoma	71	11.4
	Giant cell sarcoma	4	0.5
	Small cell sarcoma	6	0.7
	Epithelioid sarcoma	5	0.7
	Undifferentiated sarcoma	1	0.2
	Desmoplastic small round cell tumour	17	2.0
	Fibrosarcoma, NOS	16	2.6
	Fibromyxosarcoma	4	0.7
	Infantile fibrosarcoma	1	0.2
	Abdominal fibromatosis	1	0.2
	Atypical fibrous histiocyoma	1	0.2
	Malignant fibrous histiocyoma	45	6.8
	Myxosarcoma	1	0.2
	Liposarcoma, NOS	39	6.4
	Myxoid liposarcoma	10	1.5
	Pleomorphic liposarcoma	1	0.2
	Mixed liposarcoma	1	0.2
	Leiomyosarcoma, NOS	63	9.2
	Rhabdomyosarcoma, NOS	34	5.3

Site	Histology	No	%
	Embryonal rhabdomyosarcoma, NOS	16	2.6
	Alveolar rhabdomyosarcoma	5	0.8
	Embryonal sarcoma	1	0.2
	Synovial sarcoma, NOS	66	9.6
	Synovial sarcoma, spindle cell	2	0.3
	Synovial sarcoma, biphasic	5	0.8
	Clear cell sarcoma, NOS	5	0.7
	Haemangiosarcoma	19	3.0
	Haemangi endothelioma, malignant	4	0.5
	Epithelioid haemangi endothelioma, malignant	3	0.3
	Haemangiopericytoma, NOS	1	0.2
	Haemangiopericytoma, malignant	14	2.1
	Haemangioblastoma	1	0.2
	Myxoid chondrosarcoma	3	0.5
	Malignant giant cell tumour of soft parts	1	0.2
	Malignant tenosynovial giant cell tumour	1	0.2
	Alveolar soft part sarcoma	2	0.3
	Plasmacytoma, extramedullary	2	0.3
	Langerhans cell histiocytosis, unifocal	1	0.2
	Histiocytic sarcoma	1	0.2
	Myeloid sarcoma	2	0.3
	<b>Total</b>	<b>648</b>	<b>100</b>
<b>Breast</b>	Neoplasm, malignant	935	10.9
	Carcinoma in situ, NOS	5	0.1
	Carcinoma, NOS	28	0.3
	Carcinoma, undifferentiated, NOS	30	0.4
	Carcinoma, anaplastic, NOS	1	0.0
	Pseudosarcomatous carcinoma	2	0.0
	Small cell carcinoma, NOS	2	0.0
	Papillary carcinoma, NOS	56	0.7
	Squamous cell carcinoma, NOS	65	0.8
	Adenocarcinoma, NOS	54	0.6
	Adenoid cystic carcinoma	2	0.0
	Cribiform carcinoma, NOS	1	0.0
	Tubular adenocarcinoma	6	0.1
	Neuroendocrine carcinoma, NOS	2	0.0
	Papillary adenocarcinoma, NOS	6	0.1
	Apocrine adenocarcinoma	1	0.0
	Mucinous adenocarcinoma (Muciod carcinoma)	75	0.9
	Signet ring cell carcinoma	3	0.0
	Intraductal carcinoma, noninfiltrating, NOS	10	0.1
	Infiltrating duct carcinoma, NOS	6854	80.0
	Comedocarcinoma, noninfiltrating	2	0.0
	Comedocarcinoma, NOS	8	0.1
	Noninfiltrating intraductal papillary adenocarcinoma	2	0.0
	Intraductal papillary adenocarcinoma with invasion	2	0.0
	Intraductal micropapillary carcinoma	1	0.0
	Medullary carcinoma, NOS	9	0.0
	Medullary carcinoma with lymphoid stroma	3	0.1
	Atypical medullary carcinoma	34	0.0
	Duct carcinoma, desmoplastic type	3	0.4

Cancer Incidence Data - 2001-2005

Site	Histology	No	%
	Lobular carcinoma, NOS	266	0.0
	Infiltrating duct and lobular carcinoma	5	3.1
	Infiltrating duct mixed with other types of carcinoma	2	0.1
	Inflammatory carcinoma	1	0.0
	Paget disease, mammary	8	0.0
	Paget disease and infiltrating duct carcinoma of breast	5	0.1
	Paget disease and intraductal carcinoma of breast	2	0.1
	Acinar cell carcinoma	1	0.0
	Adenocarcinoma with squamous metaplasia	2	0.0
	Malignant melanoma, NOS	2	0.0
	Sarcoma, NOS	4	0.0
	Small cell sarcoma, NOS	1	0.0
	Malignant fibrous histiocytoma	1	0.0
	Stromal sarcoma, NOS	4	0.0
	Carcinosarcoma, NOS	6	0.0
	Malignant myoepithelioma	1	0.1
	Phyllodes tumour, borderline	1	0.0
	Phyllodes tumour, malignant	48	0.0
	Haemangiosarcoma	5	0.6
	Malignant lymphoma, non-Hodgkin, NOS	2	0.1
	Malignant lymphoma, large B-cell, diffuse, NOS	1	0.0
	Mature T-cell lymphoma, NOS	1	0.0
	<b>Total</b>	<b>8571</b>	<b>100.0</b>
Vulva	Neoplasm, malignant	10	7.8
	Carcinoma in situ, NOS	1	0.8
	Carcinoma, NOS	1	0.8
	Carcinoma, undifferentiated, NOS	6	4.7
	Verrucous carcinoma, NOS	8	6.3
	Squamous cell carcinoma in situ, NOS	1	0.8
	Squamous cell carcinoma, NOS	82	64.1
	Squamous cell carcinoma, keratinising, NOS	1	0.8
	Squamous cell carcinoma, large cell, nonkeratinising, NOS	2	1.6
	Basal cell carcinoma, NOS	6	4.7
	Adenocarcinoma, NOS	3	2.3
	Mucinous adenocarcinoma	1	0.8
	Malignant melanoma, NOS	1	0.8
	Sarcoma, NOS	1	0.8
	Leiomyosarcoma, NOS	2	1.6
	Yolk sac tumour	1	0.8
	Malignant lymphoma, non-Hodgkin, NOS	1	0.8
	<b>Total</b>	<b>128</b>	<b>100</b>
Vagina	Neoplasm, malignant	8	5.2
	Carcinoma in situ, NOS	1	0.6
	Large cell carcinoma, NOS	3	1.9
	Carcinoma, undifferentiated, NOS	6	3.9
	Verrucous carcinoma, NOS	1	0.6
	Squamous cell carcinoma, NOS	107	69.0
	Squamous cell carcinoma, keratinising, NOS	3	1.9
	Squamous cell carcinoma, large cell, nonkeratinising, NOS	1.9	
	Adenocarcinoma, NOS	10	6.5
	Clear cell adenocarcinoma, NOS	2	1.3



Site	Histology	No	%
	Mucinous adenocarcinoma	1	0.6
	Adenosquamous carcinoma	3	1.9
	Malignant melanoma, NOS	4	1.9
	Spindle cell sarcoma	1	0.6
	Leiomyosarcoma, NOS	1	0.6
	Malignant peripheral nerve sheath tumour	1	0.6
	Total	155	100
Cervix uteri	Neoplasm, malignant	398	10.1
	Carcinoma in situ, NOS	30	0.8
	Carcinoma, NOS	15	0.4
	Large cell carcinoma, NOS	4	0.1
	Carcinoma, undifferentiated, NOS	13	0.3
	Carcinoma, anaplastic, NOS	2	0.1
	Small cell carcinoma, NOS	5	0.1
	Papillary carcinoma, NOS	3	0.1
	Papillary squamous cell carcinoma	1	0.0
	Squamous cell carcinoma in situ, NOS	4	0.1
	Squamous cell carcinoma, NOS	2677	67.9
	Squamous cell carcinoma, keratinising, NOS	268	6.8
	Squamous cell carcinoma, large cell, non keratinising, NOS	297	7.5
	Squamous cell carcinoma, small cell, non keratinising, NOS	4	0.1
	Basal cell carcinoma, NOS	2	0.1
	Adenocarcinoma, NOS	175	4.4
	Tubular adenocarcinoma	1	0.0
	Papillary adenocarcinoma, NOS	15	0.4
	Endometrioid adenocarcinoma, NOS	4	0.1
	Mucinous adenocarcinoma	6	0.2
	Mucin-producing adenocarcinoma	2	0.1
	Adenosquamous carcinoma	8	0.2
	Malignant melanoma, NOS	2	0.1
	Sarcoma, NOS	1	0.0
	Spindle cell sarcoma	2	0.1
	Leiomyosarcoma, NOS	2	0.1
	Stromal sarcoma, NOS	1	0.0
	Carcinosarcoma, NOS	1	0.0
	Total	3943	100.0
Corpus Uteri	Neoplasm, malignant	38	5.5
	Malignant tumour, clear cell type	1	0.1
	Carcinoma, undifferentiated, NOS	5	0.7
	Papillary carcinoma, NOS	11	1.6
	Squamous cell carcinoma, NOS	24	3.4
	Squamous cell carcinoma, large cell, nonkeratinising, NOS	1	0.1
	Basaloid carcinoma	1	0.1
	Adenocarcinoma, NOS	317	45.5
	Papillary adenocarcinoma, NOS	22	3.2
	Clear cell adenocarcinoma, NOS	6	0.9
	Endometrioid adenocarcinoma, NOS	177	25.1
	Apocrine adenocarcinoma	1	0.1
	Cystadenocarcinoma, NOS	4	0.6
	Serous cystadenocarcinoma, NOS	3	0.4

Cancer Incidence Data - 2001-2005

Site	Histology	No	%
	Papillary serous cystadenocarcinoma	3	0.4
	Mucinous adenocarcinoma	4	0.6
	Adenosquamous carcinoma	5	0.7
	Sarcoma, NOS	3	0.4
	Leiomyosarcoma, NOS	11	1.6
	Endometrial stromal sarcoma, NOS	34	4.9
	Endometrial stromal sarcoma, low grade	1	0.1
	Mullerian mixed tumour	19	2.7
	Mesodermal mixed tumour	2	0.3
	Carcinosarcoma, NOS	2	0.3
	Clear cell sarcoma, NOS	1	0.1
	Choriocarcinoma, NOS	2	0.3
	Trophoblastic tumour, epithelioid	1	0.1
	<b>Total</b>	<b>699</b>	<b>100.0</b>
Uterus, NOS	Neoplasm, malignant	19	7.1
	Papillary carcinoma, NOS	4	1.5
	Squamous cell carcinoma, NOS	12	4.5
	Squamous cell carcinoma, large cell, nonkeratinising, NOS	1	0.4
	Squamous cell carcinoma, adenoid	1	0.4
	Adenocarcinoma, NOS	100	37.6
	Papillary adenocarcinoma, NOS	11	4.1
	Clear cell adenocarcinoma, NOS	1	0.4
	Endometrioid adenocarcinoma, NOS	46	17.3
	Cystadenocarcinoma, NOS	3	1.1
	Serous cystadenocarcinoma, NOS	2	0.8
	Mucinous adenocarcinoma	3	1.1
	Adenosquamous carcinoma	1	0.4
	Sarcoma, NOS	4	1.5
	Leiomyosarcoma, NOS	46	17.3
	Smooth muscle tumour of uncertain malignant potential	2	0.8
	Embryonal rhabdomyosarcoma, NOS	1	0.4
	Endometrial stromal sarcoma, NOS	1	0.4
	Adenosarcoma	1	0.4
	Stromal tumour, NOS	1	0.4
	Mixed tumour, malignant, NOS	1	0.4
	Carcinosarcoma, NOS	4	1.5
	Choriocarcinoma, NOS	1	0.4
	<b>Total</b>	<b>266</b>	<b>100.0</b>
Ovary	Neoplasm, malignant	390	13.9
	Carcinoma, NOS	8	0.3
	Carcinoma, undifferentiated, NOS	11	0.4
	Small cell carcinoma, NOS	2	0.1
	Papillary carcinoma, NOS	89	3.2
	Squamous cell carcinoma, NOS	58	2.1
	Squamous cell carcinoma, keratinising, NOS	1	0.0
	Adenocarcinoma, NOS	827	29.7
	Adenoid cystic carcinoma	2	0.1
	Carcinoid tumour, NOS	2	0.1
	Papillary adenocarcinoma, NOS	196	7.0
	Adenocarcinoma in tubulovillous adenoma	1	0.0

Site	Histology	No	%
	Clear cell adenocarcinoma, NOS	16	0.6
	Clear cell adenofibroma of borderline malignancy	1	0.0
	Endometrioid adenocarcinoma, NOS	140	5.0
	Cystadenocarcinoma, NOS	21	0.8
	Serous cystadenoma, papillary borderline maly	1	0.0
	Serous cystadenocarcinoma, NOS	139	5.0
	Serous cystadenoma, borderline malignancy	2	0.1
	Clear cell cystic tumor of borderline malignancy	1	0.0
	Papillary cystadenocarcinoma, NOS	32	1.1
	Papillary serous cystadenocarcinoma	294	10.5
	Serous surface papillary carcinoma	10	0.4
	Serous papillary cystic tumour of borderline malignancy	4	0.1
	Mucinous cystadenocarcinoma, NOS	88	3.2
	Papillary mucinous cystadenocarcinoma	30	1.1
	Mucinous cystic tumour of borderline malignancy	34	1.2
	Mucinous adenocarcinoma	38	1.4
	Mucin-producing adenocarcinoma	5	0.2
	Adenosquamous carcinoma	5	0.2
	Thecoma, malignant	1	0.0
	Granulosa cell tumour, adult type	1	0.0
	Granulosa cell tumour, malignant	91	3.3
	Granulosa cell tumour, juvenile	3	0.1
	Androblastoma, malignant	1	0.0
	Sertoli-Leydig cell tumour of intermediate differentiation	1	0.0
	Sertoli-Leydig cell tumour of poorly differentiated	1	0.0
	Sertoli cell tumour, NOS	1	0.0
	Steroid cell tumour, malignant	1	0.0
	Paraganglioma, malignant	1	0.0
	Sarcoma, NOS	1	0.0
	Spindle cell sarcoma	1	0.0
	Small cell sarcoma	1	0.0
	Fibrosarcoma, NOS	2	0.1
	Malignant fibrous histiocytoma	1	0.0
	Liposarcoma, NOS	1	0.0
	Leiomyosarcoma, NOS	7	0.3
	Myxoid leiomyosarcoma	1	0.0
	Stromal tumour, NOS	1	0.0
	Stromal sarcoma, NOS	1	0.0
	Gastrointestinal stromal sarcoma	1	0.0
	Mullerian mixed tumour	5	0.2
	Mesodermal mixed tumour	1	0.0
	Carcinosarcoma, NOS	5	0.2
	Brenner tumour, borderline malignancy	1	0.0
	Brenner tumour, malignant	9	0.3
	Clear cell sarcoma, NOS	9	0.3
	Dysgerminoma	87	3.1
	Germinoma	4	0.1
	Embryonal carcinoma, NOS	2	0.1
	Yolk sac tumour	30	1.1
	Teratoma, malignant, NOS	32	1.1
	Teratoma with malignant transformation	2	0.1

Cancer Incidence Data - 2001-2005

Site	Histology	No	%
	Mixed germ cell tumour	27	1.0
	Granular cell tumour, malignant	1	0.0
	Malignant lymphoma, non-Hodgkin, NOS	4	0.1
	Malignant lymphoma, lymphoplasmacytic	1	0.0
	Total	2788	100.0
Other and unspecified female genital organs	Neoplasm, malignant	1	5.9
	Adenocarcinoma, NOS	8	47.1
	Papillary adenocarcinoma, NOS	3	17.6
	Endometrioid adenocarcinoma, NOS	1	5.9
	Papillary serous cystadenocarcinoma,	1	5.9
	Leiomyosarcoma, NOS	2	11.8
	Malignant lymphoma, large B-cell, diffuse, NOS	1	5.9
	Total	17	100.0
Placenta	Neoplasm, malignant	3	0.8
	Invasive hydatidiform mole	204	54.5
	Choriocarcinoma, NOS	143	38.2
	Malignant teratoma, trophoblastic	1	0.3
	Placental site trophoblastic tumour	19	5.1
	Trophoblastic tumour, epithelioid	4	1.1
	Total	374	100
Penis	Neoplasm, malignant	30	8.9
	Carcinoma, NOS	1	0.3
	Large cell carcinoma, NOS	3	0.9
	Carcinoma, undifferentiated, NOS	6	1.8
	Small cell carcinoma, NOS	2	0.6
	Verrucous carcinoma, NOS	11	3.3
	Squamous cell carcinoma, NOS	261	77.7
	Squamous cell carcinoma, keratinising, NOS	7	2.1
	Bowen disease	1	0.3
	Basal cell carcinoma, NOS	5	1.5
	Adenocarcinoma, NOS	8	2.4
	Papillary adenocarcinoma, NOS	1	0.3
	Total	336	100
Prostate	Neoplasm, malignant	268	19.4
	Carcinoma, NOS	4	0.3
	Carcinoma, undifferentiated, NOS	26	1.9
	Small cell carcinoma, NOS	1	0.1
	Combined small cell carcinoma	1	0.1
	Papillary carcinoma, NOS	2	0.1
	Verrucous carcinoma, NOS	1	0.1
	Squamous cell carcinoma, NOS	92	6.7
	Basal cell carcinoma, NOS	1	0.1
	Transitional cell carcinoma, NOS	8	0.6
	Basaloid carcinoma	1	0.1
	Adenocarcinoma, NOS	966	69.9
	Trabecular adenocarcinoma	1	0.1
	Papillary adenocarcinoma, NOS	1	0.1
	Acinar cell carcinoma	1	0.1
	Adenosquamous carcinoma	8	0.6
	Total	1382	100

Site	Histology	No	%
Testis	Neoplasm, malignant	15	6.3
	Carcinoma, NOS	1	0.4
	Carcinoma, undifferentiated, NOS	3	1.3
	Verrucous carcinoma, NOS	1	0.4
	Squamous cell carcinoma, NOS	1	0.4
	Adenocarcinoma, NOS	1	0.4
	Carcinoid tumour, NOS	1	0.4
	Sertoli cell tumour, NOS	1	0.4
	Sertoli cell carcinoma	2	0.8
	Leydig cell tumour, malignant	2	0.8
	Malignant melanoma, NOS	1	0.4
	Spindle cell sarcoma, NOS	1	0.4
	Liposarcoma, NOS	1	0.4
	Stromal sarcoma, NOS	1	0.4
	Seminoma, NOS	88	37.0
	Seminoma, anaplastic	1	0.4
	Spermatocytic seminoma	4	1.7
	Germinoma	12	5.0
	Germ cell tumour, nonseminomatous	1	0.4
	Embryonal carcinoma, NOS	7	2.9
	Yolk sac tumour	18	7.6
	Teratoma, malignant, NOS	43	18.1
	Teratocarcinoma	2	0.8
	Malignant teratoma, undifferentiated	1	0.4
	Mixed germ cell tumour	24	10.1
	Malignant lymphoma, non-Hodgkin, NOS	4	1.7
Hodgkin lymphoma, NOS	1	0.4	
Total		238	100
Other and unspecified male genital organs	Squamous cell carcinoma, NOS	2	40.0
	Embryonal carcinoma, NOS	1	20.0
	Mixed germ cell tumour	1	20.0
	Malignant peripheral nerve sheath tumour	1	20.0
Total		5	100
Kidney	Neoplasm, malignant	27	5.9
	Malignant tumor, clear cell type	1	0.2
	Carcinoma, NOS	1	0.2
	Large cell carcinoma, NOS	1	0.2
	Carcinoma, undifferentiated, NOS	6	1.3
	Carcinoma, anaplastic, NOS	2	0.4
	Small cell carcinoma, NOS	1	0.2
	Papillary carcinoma, NOS	4	0.9
	Squamous cell carcinoma, NOS	8	1.7
	Transitional cell carcinoma, NOS	15	3.3
	Adenocarcinoma, NOS	7	1.5
	Papillary adenocarcinoma, NOS	3	0.7
	Clear cell adenocarcinoma, NOS	19	4.1
	Renal cell carcinoma, NOS	274	59.8
	Renal cell carcinoma, sarcomatoid	1	0.2
	Sarcoma, NOS	1	0.2
	Malignant fibrous histiocytoma	2	0.4
	Leiomyosarcoma, NOS	1	0.2

Cancer Incidence Data - 2001-2005

Site	Histology	No	%
	Nephroblastoma, NOS	69	15.1
	Malignant rhabdoid tumour	2	0.4
	Clear cell sarcoma of kidney	4	0.9
	Clear cell sarcoma, NOS	7	1.5
	Malignant lymphoma, NOS	1	0.2
	Malignant lymphoma, non-Hodgkin, NOS	1	0.2
	Total	458	100
Ureter	Neoplasm, malignant	1	12.5
	Squamous cell carcinoma, NOS	3	37.5
	Transitional cell carcinoma, NOS	2	25.0
	Papillary transitional cell carcinoma	1	12.5
	Adenocarcinoma, NOS	1	12.5
	Total	8	100
Bladder	Neoplasm, malignant	52	8.0
	Carcinoma in situ, NOS	10	1.5
	Carcinoma, NOS	1	0.2
	Large cell carcinoma, NOS	3	0.5
	Carcinoma, undifferentiated, NOS	12	1.8
	Carcinoma, anaplastic, NOS	3	0.5
	Pseudosarcomatous carcinoma	1	0.2
	Small cell carcinoma, NOS	1	0.2
	Papillary carcinoma, NOS	11	1.7
	Squamous cell carcinoma, NOS	53	8.1
	Lymphoepithelial carcinoma	1	0.2
	Transitional cell carcinoma, NOS	449	68.8
	Papillary transitional cell carcinoma	17	2.6
	Adenocarcinoma, NOS	23	3.5
	Papillary adenocarcinoma, NOS	2	0.3
	Oxyphilic adenocarcinoma	1	0.2
	Clear cell adenocarcinoma, NOS	3	0.5
	Renal cell carcinoma, NOS	3	0.5
	Mucinous adenocarcinoma	1	0.2
	Mucin-producing adenocarcinoma	2	0.3
	Spindle cell sarcoma	2	0.3
	Rhabdomyosarcoma, NOS	2	0.3
	Total	654	100
Other and unspecified urinary organs	Squamous cell carcinoma, NOS	1	16.7
	Transitional cell carcinoma, NOS	3	50.0
	Adenocarcinoma, NOS	1	16.7
	Malignant melanoma, NOS	1	16.7
	Total	6	100
Eye and adenexa	Neoplasm, malignant	7	4.9
	Carcinoma, undifferentiated, NOS	5	3.5
	Squamous cell carcinoma, NOS	25	17.5
	Adenocarcinoma, NOS	3	2.1
	Adenoid cystic carcinoma	3	2.1
	Malignant melanoma, NOS	12	8.4
	Rhabdomyosarcoma, NOS	3	2.1
	Embryonal rhabdomyosarcoma, NOS	1	0.7
	Haemangiosarcoma	1	0.7
	Haemangioendothelioma, malignant	1	0.7

Site	Histology	No	%
	Retinoblastoma, NOS	63	44.1
	Retinoblastoma, undifferentiated	1	0.7
	Malignant peripheral nerve sheath tumour	1	0.7
	Malignant lymphoma, NOS	3	2.1
	Malignant lymphoma, non-Hodgkin, NOS	11	7.7
	Malignant lymphoma, large B-cell, diffuse, NOS	1	0.7
	Follicular lymphoma, NOS	2	1.4
	Total	143	100
Meninges	Neoplasm, malignant	1	2.0
	Haemangiopericytoma, malignant	1	2.0
	Meningioma, NOS	1	2.0
	Meningioma, malignant	41	82.0
	Atypical meningioma	4	8.0
	Meningeal sarcomatosis	1	2.0
	Neurilemoma, malignant [obs]	1	2.0
	Total	50	100
Brain	Neoplasm, malignant	36	2.7
	Carcinoma, anaplastic, NOS	3	0.2
	Malignant melanoma, NOS	4	0.3
	Germinoma	2	0.2
	Mixed germ cell tumour	4	0.3
	Haemangiosarcoma	1	0.1
	Haemangioendothelioma, malignant	3	0.2
	Haemangiopericytoma, malignant	10	0.8
	Haemangiblastoma	18	1.4
	Peripheral neuroectodermal tumour	1	0.1
	Chordoma, NOS	6	0.5
	Glioma, malignant	335	25.4
	Mixed glioma	3	0.2
	Choroid plexus carcinoma	1	0.1
	Ependymoma, NOS	54	4.1
	Ependymoma, anaplastic	10	0.8
	Astrocytoma, NOS	384	29.1
	Astrocytoma, anaplastic	45	3.4
	Gemistocytic astrocytoma	1	0.1
	Fibrillary astrocytoma	2	0.2
	Pilocytic astrocytoma	30	2.3
	Glioblastoma, NOS	196	14.9
	Gliosarcoma	1	0.1
	Oligodendroglioma, NOS	81	6.1
	Oligodendroglioma, anaplastic	3	0.2
	Medulloblastoma, NOS	63	4.8
	Primitive neuroectodermal tumour, NOS	1	0.1
	Neuroblastoma, NOS	8	0.6
	Ganglioglioma, anaplastic	1	0.1
	Central neurocytoma	1	0.1
	Meningioma, malignant	3	0.2
	Neurilemoma, malignant [obs]	1	0.1
	Malignant lymphoma, NOS	3	0.2
	Malignant lymphoma, non-Hodgkin, NOS	4	0.3
	Total	1319	100

Cancer Incidence Data - 2001-2005

Site	Histology	No	%
Spinal Cord and central nervous system and other parts of CNS	Neoplasm, malignant	4	9.8
	Carcinoma, undifferentiated, NOS	1	2.4
	Malignant melanoma, NOS	1	2.4
	Teratoma, malignant, NOS	1	2.4
	Peripheral neuroectodermal tumour	1	2.4
	Chordoma, NOS	6	14.6
	Ependymoma, NOS	1	2.4
	Myxopapillary ependymoma	3	7.3
	Astrocytoma, NOS	2	4.9
	Primitive neuroectodermal tumour	1	2.4
	Ganglioneuroblastoma	1	2.4
	Neuroblastoma, NOS	12	29.3
	Malignant peripheral nerve sheath tumour	1	2.4
	Neurilemoma, malignant [obs]	1	2.4
	Malignant lymphoma, non-Hodgkin, NOS	4	9.8
	Plasmacytoma, NOS	1	2.4
Total		41	100
Thyroid	Neoplasm, malignant	112	3.7
	Carcinoma, undifferentiated, NOS	7	0.2
	Carcinoma, anaplastic, NOS	133	4.4
	Spindle cell carcinoma, NOS	1	0.0
	Pseudosarcomatous carcinoma	1	0.0
	Small cell carcinoma, NOS	1	0.0
	Papillary carcinoma, NOS	1827	60.1
	Squamous cell carcinoma, NOS	19	0.6
	Squamous cell carcinoma, keratinising, NOS	1	0.0
	Squamous cell carcinoma, adenoid	1	0.0
	Adenocarcinoma, NOS	10	0.3
	Adenoid cystic carcinoma	1	0.0
	Papillary adenocarcinoma, NOS	27	0.9
	Oxyphilic adenocarcinoma	30	1.0
	Granular cell carcinoma	1	0.0
	Follicular carcinoma, NOS	579	19.0
	Follicular carcinoma, minimally invasive	2	0.1
	Insular carcinoma	1	0.0
	Papillary carcinoma, follicular variant	207	6.8
	Papillary microcarcinoma	1	0.0
	Papillary carcinoma, oxyphilic cell	1	0.0
	Papillary carcinoma, columnar cell	1	0.0
	Mixed medullary-follicular carcinoma	2	0.1
	Medullary carcinoma, NOS	39	1.3
	Atypical medullary carcinoma	2	0.1
	Adenosquamous carcinoma	1	0.0
	Spindle cell sarcoma	1	0.0
	Small cell sarcoma	1	0.0
	Malignant peripheral nerve sheath tumour	1	0.0
	Malignant lymphoma, NOS	2	0.1
	Malignant lymphoma, non-Hodgkin, NOS	12	0.4
	Hodgkin lymphoma, NOS	1	0.0
	Follicular lymphoma, NOS	12	0.4
	Marginal zone B-cell lymphoma, NOS	2	0.1
Total		3040	100



Site	Histology	No	%
Adrenal	Neoplasm, malignant	7	10.9
	Carcinoma, undifferentiated, NOS	1	1.6
	Adenocarcinoma, NOS	3	4.7
	Adrenal cortical carcinoma	17	26.6
	Pheochromocytoma, malignant	12	18.8
	Sarcoma, NOS	1	1.6
	Small cell sarcoma	1	1.6
	Neuroblastoma, NOS	20	31.3
	Malignant peripheral nerve sheath tumour	2	3.1
	Total	64	100
Other endocrine glands and related structures	Neoplasm, malignant	3	2.9
	Pituitary carcinoma, NOS	35	33.3
	Acidophil carcinoma	1	1.0
	Paraganglioma, malignant	1	1.0
	Glomus jugulare tumour, NOS	1	1.0
	Glomus tumour, malignant	1	1.0
	Spindle cell sarcoma	1	1.0
	Embryonal carcinoma, NOS	1	1.0
	Mixed germ cell tumour	1	1.0
	Craniopharyngioma	38	36.2
	Craniopharyngioma, adamantinomatous	1	1.0
	Pinealoma	2	1.9
	Pineocytoma	1	1.0
	Pineoblastoma	15	14.3
	Peripheral neuroectodermal tumour	1	1.0
	Neurilemoma, malignant [obs]	1	1.0
Langerhans cell histiocytosis, unifocal	1	1.0	
	Total	105	100
Other ill defined sites	Neoplasm, malignant	31	15.0
	Carcinoma, NOS	1	0.5
	Epithelioma, malignant	1	0.5
	Large cell carcinoma, NOS	3	1.5
	Carcinoma, undifferentiated, NOS	2	1.0
	Carcinoma, anaplastic, NOS	2	1.0
	Small cell carcinoma, NOS	2	1.0
	Papillary carcinoma, NOS	5	2.4
	Squamous cell carcinoma, NOS	77	37.4
	Adenocarcinoma, NOS	41	19.9
	Adenoid cystic carcinoma	1	0.5
	Carcinoid tumour, NOS	1	0.5
	Follicular adenocarcinoma, NOS	2	1.0
	Papillary cystadenocarcinoma, NOS	1	0.5
	Mucinous adenocarcinoma	4	1.9
	Mucin-producing adenocarcinoma	1	0.5
	Signet ring cell carcinoma	1	0.5
	Sex cord-gonadal stromal tumour, incompletely differentiated	1	0.5
	Granulosa cell tumour, malignant	2	1.0
	Glomus tumour, malignant	1	0.5
	Gastrointestinal stromal sarcoma	3	1.5
	Clear cell sarcoma	1	0.5
	Mesothelioma, malignant	1	0.5

Cancer Incidence Data - 2001-2005

Site	Histology	No	%
	Dysgerminoma	2	1.0
	Embryonal carcinoma, NOS	1	0.5
	Yolk sac tumour	3	1.5
	Teratoma, malignant, NOS	9	4.4
	Mixed germ cell tumour	4	1.9
	Granular cell tumour, malignant	1	0.5
	Plasmacytoma, extramedullary	1	0.5
	<b>Total</b>	<b>206</b>	<b>100</b>
Lymph nodes	Malignant lymphoma, NOS	134	5.7
	Malignant lymphoma, non-Hodgkin, NOS	1734	73.1
	Composite Hodgkin and non-Hodgkin lymphoma	1	0.0
	Hodgkin lymphoma, NOS	352	14.8
	Hodgkin lymphoma, mixed cellularity, NOS	4	0.2
	Hodgkin lymphoma, nodular sclerosis, NOS	1	0.0
	Malignant lymphoma, small B lymphocytic, NOS	5	0.2
	Malignant lymphoma, lymphoplasmacytic	7	0.3
	Mantle cell lymphoma	1	0.0
	Malignant lymphoma mixed, mixed small and large cell, diffuse [obs]	1	0.0
	Malignant lymphoma, large B cell, diffuse, NOS	27	1.1
	Malignant lymphoma, large B cell, diffuse, immunoblastic, NOS	4	0.2
	Burkitt lymphoma, NOS	10	0.4
	Follicular lymphoma, NOS	15	0.6
	Follicular lymphoma, grade 1	1	0.0
	Marginal zone B-cell lymphoma, NOS	4	0.2
	Sezary syndrome	2	0.1
	Mature T cell lymphoma, NOS	16	0.7
	Angioimmunoblastic T-cell lymphoma	1	0.0
	Anaplastic large cell lymphoma, T cell and Null cell type	3	0.1
	Precursor cell lymphoblastic lymphoma, NOS	5	0.2
	Precursor B-cell lymphoblastic lymphoma	1	0.0
	Multiple myeloma	1	0.0
	Malignant histiocytosis	7	0.3
	Langerhans cell histiocytosis, NOS	7	0.3
	Langerhans cell histiocytosis, unifocal	2	0.1
	Langerhans cell histiocytosis, multifocal	2	0.1
	Langerhans cell histiocytosis, disseminated	18	0.8
	Heavy chain disease, NOS	1	0.0
	Angioimmunoblastic lymphadenopathy	1	0.0
	B-cell chronic lymphocytic leukaemia/ small lymphocytic lymphoma	1	0.0
	Adult T-cell leukaemia/ lymphoma (HTLV-1 positive)	2	0.1
	<b>Total</b>	<b>2371</b>	<b>100</b>
Unknown Primary site	Neoplasm, malignant	885	40.3
	Carcinoma, NOS	17	0.8
	Carcinoma, metastatic, NOS	1	0.0
	Epithelioma, malignant	5	0.2
	Large cell carcinoma, NOS	7	0.3
	Carcinoma, undifferentiated, NOS	22	1.0
	Carcinoma, anaplastic, NOS	9	0.4
	Pleomorphic carcinoma	1	0.0
	Small cell carcinoma, NOS	13	0.6

Site	Histology	No	%
	Non-small cell carcinoma	1	0.0
	Papillary carcinoma, NOS	21	1.0
	Squamous cell carcinoma, NOS	451	20.5
	Squamous cell carcinoma, keratinising, NOS	1	0.0
	Squamous cell carcinoma, large cell, nonkeratinising, NOS	3	0.1
	Squamous cell carcinoma with horn formation	1	0.0
	Transitional cell carcinoma, NOS	2	0.1
	Adenocarcinoma, NOS	671	30.6
	Adenoid cystic carcinoma	2	0.1
	Neuroendocrine carcinoma, NOS	1	0.0
	Papillary adenocarcinoma, NOS	30	1.4
	Adenocarcinoma in tubulovillous adenoma	1	0.0
	Clear cell adenocarcinoma, NOS	3	0.1
	Follicular adenocarcinoma, NOS	4	0.2
	Papillary carcinoma, follicular variant	2	0.1
	Mucoepidermoid carcinoma	1	0.0
	Papillary serous cystadenocarcinoma	2	0.1
	Mucinous cystadenocarcinoma, NOS	3	0.1
	Papillary mucinous cystadenocarcinoma	1	0.0
	Mucinous adenocarcinoma	4	0.2
	Mucin-producing adenocarcinoma	6	0.3
	Infiltrating duct carcinoma, NOS	8	0.4
	Lobular carcinoma, NOS	2	0.1
	Acinar cell carcinoma	1	0.0
	Malignant melanoma, NOS	6	0.3
	Spindle cell sarcoma	1	0.0
	Gastrointestinal stromal sarcoma	1	0.0
	Carcinosarcoma, NOS	1	0.0
	Germinoma	1	0.0
	Mixed germ cell tumour	2	0.1
	Choriocarcinoma, NOS	1	0.0
	Total	2195	100

**Table 37 Lip oral cavity and pharynx**  
**Incidence data 2001-2005**

Group	Number	Percentage
Male	5938	21.5
Female	1889	5.7
Total	7827	12.9

ASR- Age standardised rate per 100 000 world population

ICD-O Code		Male	Female
C00.0	External upper lip	11	5
C00.1	External lower lip	58	21
C00.3	Mucosa of upper lip	0	2
C00.6	Commissure of lip	2	1
C00.8	Overlapping lesion of lip	1	0
C00.9	Lip, NOS	20	5
C01.9	Base of tongue, NOS	431	66
C02.0	Dorsal surface of tongue, NOS	23	6
C02.1	Border of tongue	9	5
C02.2	Ventral surface of tongue, NOS	1	0
C02.3	Anterior 2/3 of tongue	1	1
C02.4	Lingual tonsil	1	1
C02.9	Tongue, NOS	910	264
C03.0	Upper gum	135	53
C03.1	Lower gum	173	86
C03.9	Gum, NOS	84	41
C04.0	Anterior floor of mouth	4	2
C04.9	Floor of mouth, NOS	298	70
C05.0	Hard palate	60	21
C05.1	Soft palate	173	19
C05.2	Uvula	15	3
C05.8	Overlapping lesion of palate	3	1
C05.9	Palate, NOS	150	47
C06.0	Cheek mucosa	1370	606
C06.1	Vestibule of mouth	9	3
C06.2	Retromolar area	148	38
C06.9	Mouth, NOS	160	74
C09.0	Tonsillar fossa	11	1
C09.1	Tonsillar pillar	7	2
C09.9	Tonsil, NOS	392	69
C10.0	Vallecula	85	5
C10.2	Lateral wall of oropharynx	1	0
C10.3	Posterior wall of oropharynx	4	1
C10.4	Branchial cleft	1	0
C10.8	Overlapping lesion of oropharynx	1	1
C10.9	Oropharynx	163	29
C11.0	Superior wall of nasopharynx	1	1
C11.3	Anterior wall of nasopharynx	1	0
C11.9	Nasopharynx	108	62
C12.9	Pyriiform sinus	619	102
C13.0	Postcricoid region	81	94
C13.2	Posterior wall of hypopharynx	0	1
C13.9	Hypopharynx, NOS	61	23
C14.0	Pharynx, NOS	147	55
C14.8	Overlapping lesion of lip, oral cavity and pharynx	5	2
	Total	5938	1889

<b>Histology</b>	<b>Male</b>	<b>Female</b>
Neoplasm, malignant	663	224
Carcinoma in situ, NOS	7	0
Carcinoma, NOS	37	7
Large cell carcinoma, NOS	9	2
Carcinoma, undifferentiated, NOS	149	42
Carcinoma, anaplastic, NOS	2	0
Pleomorphic carcinoma	3	0
Spindle cell carcinoma, NOS	1	0
Pseudosarcomatous carcinoma	1	0
Small cell carcinoma, NOS	15	3
Papillary carcinoma	2	2
Verrucous carcinoma, NOS	38	14
Squamous cell carcinoma in situ, NOS	1	1
Squamous cell carcinoma, NOS	4825	1464
Squamous cell carcinoma, keratinising, NOS	17	9
Squamous cell carcinoma, large cell, non-keratinising, NOS	8	4
Squamous cell carcinoma, spindle cell	1	0
Squamous cell carcinoma, adenoid	1	0
Basaloid squamous cell carcinoma	5	0
Basal cell carcinoma, NOS	3	2
Transitional cell carcinoma, NOS	2	3
Basaloid carcinoma	12	2
Adenocarcinoma, NOS	34	21
Basal cell adenocarcinoma	0	1
Adenoid cystic carcinoma	43	34
Papillary adenocarcinoma, NOS	1	0
Mucoepidermoid carcinoma	14	21
Acinar cell carcinoma	4	3
Adenosquamous carcinoma	10	6
Malignant melanoma, NOS	4	3
Sarcoma, NOS	5	2
Spindle cell sarcoma	2	1
Fibrosarcoma	1	0
Malignant fibrous histiocytoma	0	1
Liposarcoma, NOS	0	1
Rhabdomyosarcoma, NOS	3	0
Mixed tumour malignant, NOS	0	1
Malignant myoepithelioma	0	2
Mesothelioma, malignant	1	0
Haemangiosarcoma	1	0
Haemangioendothelioma, malignant	1	0
Haemangiopericytoma, malignant	2	1
Malignant lymphoma, NOS	2	0
Malignant lymphoma, non-Hodgkin, NOS	6	10
Malignant lymphoma, small B lymphocytic, NOS	0	1
Malignant lymphoma, large B cell, diffuse, NOS	2	0
Follicular lymphoma, NOS	0	1
<b>Total</b>	<b>5938</b>	<b>1889</b>

**Table 38 Lip and anterior part of oral cavity**  
**Incidence data 2005**

<b>Group</b>	<b>Number</b>	<b>Percentage</b>
Male	3478	12.6
Female	1305	4.0
<b>Total</b>	<b>4783</b>	<b>7.9</b>

ASR- Age standardised rate per 100 000 world population

<b>ICD-O Code</b>	<b>Male</b>	<b>Female</b>
C00.0 External upper lip	11	5
C00.1 External lower lip	58	21
C00.3 Mucosa of upper lip	0	2
C00.6 Commissure of lip	2	1
C00.8 Overlapping lesion of lip	1	0
C00.9 Lip, NOS	20	5
C02.0 Dorsal surface of tongue, NOS	23	6
C02.1 Border of tongue	9	5
C02.2 Ventral surface of tongue, NOS	1	0
C02.3 Anterior 2/3 of tongue	1	1
C02.4 Lingual tonsil	1	1
C02.9 Tongue, NOS	910	264
C03.0 Upper gum	135	53
C03.1 Lower gum	173	86
C03.9 Gum, NOS	84	41
C04.0 Anterior floor of mouth	4	2
C04.9 Floor of mouth, NOS	298	70
C05.0 Hard palate	60	21
C06.0 Cheek mucosa	1370	606
C06.1 Vestibule of mouth	9	3
C06.2 Retromolar area	148	38
C06.9 Mouth, NOS	160	74
<b>Total</b>	<b>3478</b>	<b>1305</b>

<b>Histology</b>	<b>Male</b>	<b>Female</b>
Neoplasm, malignant	382	158
Carcinoma in situ, NOS	3	0
Carcinoma, NOS	19	4
Large cell carcinoma, NOS	1	0
Carcinoma, undifferentiated, NOS	76	27
Pleomorphic carcinoma	1	0
Spindle cell carcinoma, NOS	1	0
Pseudosarcomatous carcinoma	1	0
Small cell carcinoma, NOS	7	0
Papillary carcinoma, NOS	2	0
Verrucous carcinoma, NOS	26	14
Squamous cell carcinoma in situ, NOS	1	1
Squamous cell carcinoma, NOS	2857	1026
Squamous cell carcinoma, keratinising, NOS	9	4
Squamous cell carcinoma, large cell, non-keratinising, NOS	3	2
Squamous cell carcinoma, spindle cell	1	0
Squamous cell carcinoma, adenoid	1	0
Basaloid squamous cell carcinoma	1	0

<b>Histology</b>	<b>Male</b>	<b>Female</b>
Basal cell carcinoma	3	2
Transitional cell carcinoma, NOS	1	1
Basaloid carcinoma	7	2
Adenocarcinoma, NOS	18	6
Basal cell adenocarcinoma	0	1
Adenoid cystic carcinoma	28	24
Mucoepidermoid carcinoma	11	16
Acinar cell carcinoma	2	3
Adenosquamous carcinoma	2	5
Malignant melanoma, NOS	4	2
Sarcoma, NOS	4	2
Spindle cell sarcoma	1	1
Malignant fibrous histiocytoma	0	1
Liposarcoma, NOS	0	1
Mixed tumour, malignant, NOS	0	1
Malignant myoepithelioma	0	1
Mesothelioma, malignant	1	0
Haemangiosarcoma	1	0
Haemangioendothelioma, malignant	1	0
Haemangiopericytoma, malignant	1	0
Malignant lymphoma, large B-cell, diffuse, NOS	1	0
<b>Total</b>	<b>3478</b>	<b>1305</b>

**Table 39 Posterior part of oral cavity and pharynx**  
**Incidence data 2005**

Group	Number	Percentage
Male	2460	8.9
Female	584	1.8
<b>Total</b>	<b>3044</b>	<b>5.0</b>

ASR- Age standardised rate per 100 000 world population

ICD-O Code	Male	Female
C01.9 Base of tongue, NOS	431	66
C05.1 Soft palate	173	19
C05.2 Uvula	15	3
C05.8 Overlapping lesion of palate	3	1
C05.9 Palate, NOS	150	47
C09.0 Tonsillar fossa	11	1
C09.1 Tonsilla pillar	7	2
C09.9 Tonsil, NOS	392	69
C10.0 Vallecula	85	5
C10.2 Lateral wall of oropharynx	1	0
C10.3 Posterior wall of oropharynx	4	1
C10.4 Branchial cleft	1	0
C10.8 Overlapping lesion of oropharynx	1	1
C10.9 Oropharynx	163	29
C11.0 Superior wall of nasopharynx	1	1
C11.3 Anterior wall of nasopharynx	1	0
C11.9 Nasopharynx	108	62
C12.9 Pyriform sinus	619	102
C13.0 Postcricoid region	81	94
C13.2 Posterior wall of hypopharynx	0	1
C13.9 Hypopharynx, NOS	61	23
C14.0 Pharynx, NOS	147	55
C14.8 Overlapping lesion of lip, oral cavity and pharynx	5	2
<b>Total</b>	<b>2460</b>	<b>584</b>

Histology	Male	Female
Neoplasm, malignant	281	66
Carcinoma in situ, NOS	4	0
Carcinoma, NOS	18	3
Large cell carcinoma, NOS	8	2
Carcinoma, undifferentiated, NOS	73	15
Carcinoma, anaplastic, NOS	2	0
Pleomorphic carcinoma 2	0	
Small cell carcinoma, NOS	8	3
Papillary carcinoma, NOS	1	2
Verrucous carcinoma, NOS	12	0
Squamous cell carcinoma, NOS	1967	438
Squamous cell carcinoma, keratinising, NOS	8	5
Squamous cell carcinoma, large cell, nonkeratinising, NOS	5	2
Basaloid squamous cell carcinoma	4	0
Transitional cell carcinoma, NOS	1	2
Basaloid carcinoma	5	0
Adenocarcinoma, NOS	16	15



<b>Histology</b>	<b>Male</b>	<b>Female</b>
Adenoid cystic carcinoma	15	10
Papillary adenocarcinoma, NOS	1	0
Mucoepidermoid carcinoma	3	5
Acinar cell carcinoma	2	0
Adenosquamous carcinoma	8	1
Spindle cell sarcoma	1	0
Fibrosarcoma, NOS	1	0
Malignant melanoma, NOS	0	1
Sarcoma, NOS	1	0
Rhabdomyosarcoma, NOS	3	0
Malignant myoepithelioma	0	1
Haemangiopericytoma, malignant	1	1
Malignant lymphoma, NOS	2	0
Malignant lymphoma, non-Hodgkin, NOS	6	10
Malignant lymphoma, small B lymphocytic, NOS	1	1
Follicular lymphoma, NOS	0	1
<b>Total</b>	<b>2460</b>	<b>584</b>

**Table 40 Tongue**  
**Incidence data 2005**

Group	Number	Percentage
Male	1376	5.0
Female	343	1.0
<b>Total</b>	<b>1719</b>	<b>2.8</b>

ASR- Age standardised rate per 100 000 world population

ICD-O Code		Male	Female
C01.9	Base of tongue, NOS	431	66
C02.0	Dorsal surface of tongue, NOS	23	6
C02.1	Border of tongue	9	5
C02.2	Ventral surface of tongue, NOS	1	0
C02.3	Anterior 2/3 of tongue	1	1
C02.4	Lingual tonsil	1	1
C02.9	Tongue, NOS	910	264
<b>Total</b>		<b>1376</b>	<b>343</b>

Histology	Male	Female	
Neoplasm, malignant	147	31	
Carcinoma in situ, NOS	4	0	
Carcinoma, NOS	7	0	
Large cell carcinoma, NOS	1	0	
Carcinoma, undifferentiated, NOS	28	3	
Carcinoma, anaplastic, NOS	1	0	
Small cell carcinoma, NOS	4	0	
Papillary carcinoma, NOS	2	0	
Verrucous carcinoma, NOS	8	1	
Squamous cell carcinoma in situ, NOS	1	1	
Squamous cell carcinoma, NOS	1135	293	
Squamous cell carcinoma, keratinising, NOS	3	2	
Squamous cell carcinoma, large cell, non-keratinising, NOS	4	2	
Squamous cell carcinoma, spindle cell	1	0	
Squamous cell carcinoma, adenoid	1	0	
Basal cell carcinoma, NOS	0	1	
Basaloid carcinoma	1	1	
Adenocarcinoma, NOS	6	0	
Adenoid cystic carcinoma	13	4	
Mucoepidermoid carcinoma	3	1	
Adenosquamous carcinoma	2	2	
Malignant melanoma, NOS	1	0	
Sarcoma, NOS	0	1	
Spindle cell sarcoma	1	0	
Rhabdomyosarcoma, NOS	2	0	
<b>Total</b>		<b>1376</b>	<b>343</b>

**Table 41 Esophagus**  
**Incidence data 2005**

Group	Number	Percentage
Male	2245	8.1
Female	2600	7.9
<b>Total</b>	<b>4845</b>	<b>8.0</b>

ASR- Age standardised rate per 100 000 world population

ICD-O Code	Male	Female
C15.0 Cervical esophagus	3	0
C15.3 Upper third of esophagus	33	36
C15.4 Middle third of esophagus	216	406
C15.5 Lower third of esophagus	277	261
C15.9 Esophagus, NOS	1716	1897
<b>Total</b>	<b>2245</b>	<b>2600</b>

Histology	Male	Female
Neoplasm, malignant	330	380
Carcinoma in situ, NOS	2	2
Carcinoma, NOS	9	8
Large cell carcinoma, NOS	6	5
Large cell neuroendocrine carcinoma	1	0
Carcinoma, undifferentiated, NOS	14	32
Small cell carcinoma, NOS	8	3
Papillary carcinoma, NOS	1	0
Squamous cell carcinoma in situ, NOS	1	0
Squamous cell carcinoma, NOS	1573	1997
Squamous cell carcinoma, keratinising, NOS	15	16
Squamous cell carcinoma, large cell nonkeratinising, NOS	3	8
Squamous cell carcinoma, adenoid	1	0
Basaloid carcinoma	1	1
Adenocarcinoma, NOS	3254	130
Papillary adenocarcinoma, NOS	2	0
Mucinous adenocarcinoma	3	1
Mucin-producing adenocarcinoma	1	0
Signet ring cell carcinoma	11	4
Adenosquamous carcinoma	9	8
Leydig cell tumour, malignant	0	1
Malignant melanoma, NOS	0	1
Spindle cell sarcoma	0	1
Leiomyosarcoma, NOS	0	1
Malignant lymphoma, non-Hodgkin, NOS	0	1
<b>Total</b>	<b>2245</b>	<b>2600</b>

**Table 42 Stomach**  
**Incidence data 2005**

Group	Number	Percentage
Male	702	2.5
Female	254	0.8
<b>Total</b>	<b>956</b>	<b>1.6</b>

ASR- Age standardised rate per 100 000 world population

ICD-O Code	Male	Female
C16.0            Cardia. NOS	42	14
C16.3            Gastric antrum	11	5
C16.4            Pylorus	14	7
C16.9            Stomach, NOS	635	228
<b>Total</b>	<b>702</b>	<b>254</b>

Histology	Male	Female
Neoplasm, malignant	95	28
Carcinoma, NOS	5	3
Carcinoma, undifferentiated, NOS	9	2
Carcinoma, anaplastic, NOS	0	1
Small cell carcinoma, NOS	1	0
Papillary carcinoma, NOS	2	1
Squamous cell carcinoma, NOS	47	31
Squamous cell carcinoma, keratinising, NOS	1	2
Squamous cell carcinoma, small cell, non-keratinising	1	0
Adenocarcinoma, NOS	458	156
Linitis plastica	2	0
Neuroendocrine carcinoma, NOS	1	0
Papillary adenocarcinoma, NOS	4	2
Mucinous adenocarcinoma	16	9
Mucin-producing adenocarcinoma	3	0
Signet ring cell carcinoma	39	6
Adenosquamous carcinoma	3	1
Spindle cell sarcoma	1	0
Leiomyosarcoma, NOS	7	2
Stromal sarcoma, NOS	1	0
Gastrointestinal stromal sarcoma	1	8
Carcinosarcoma, NOS	0	1
Malignant lymphoma, NOS	3	0
Malignant lymphoma, non-Hodgkin, NOS	1	0
Marginal zone B-cell lymphoma, NOS	1	1
<b>Total</b>	<b>702</b>	<b>254</b>

**Table 43 Colon and rectum**  
**Incidence data 2005**

Group	Number	Percentage
Male	1541	5.6
Female	1446	4.4
<b>Total</b>	<b>2987</b>	<b>4.9</b>

ASR- Age standardised rate per 100 000 world population

ICD-O Code	Male	Female
C18.0 Caecum	61	55
C18.1 Appendix	8	6
C18.2 Ascending colon	32	24
C18.3 Hepatic flexure of colon	11	4
C18.4 Transverse colon	30	34
C18.5 Splenic flexure of colon	9	4
C18.6 Descending colon	13	13
C18.7 Sigmoid colon	125	153
C18.9 Colon, NOS	379	361
C19.9 Rectosigmoid junction	61	50
C20.9 Rectum, NOS	812	742
<b>Total</b>	<b>1541</b>	<b>1446</b>

Histology	Male	Female
Neoplasm, malignant	125	121
Carcinoma, NOS	1	2
Carcinoma, undifferentiated, NOS	12	13
Small cell carcinoma, NOS	1	0
Papillary carcinoma, NOS	1	0
Squamous cell carcinoma, NOS	46	37
Basaloid carcinoma	1	2
Adenocarcinoma, NOS	1212	1136
Adenocarcinoma in adenomatous polyp	12	14
Tubular adenocarcinoma I	2	
Adenocarcinoma in adenomatous polyposis coli	0	1
Carcinoid tumour of uncertain malignant potential	2	1
Carcinoid tumour, NOS	10	3
Goblet cell carcinoid	1	0
Neuroendocrine carcinoma, NOS	2	0
Papillary adenocarcinoma, NOS	4	11
Adenocarcinoma in villous adenoma	1	0
Villous adenocarcinoma	3	3
Adenocarcinoma in tubulovillous adenoma	0	1
Acidophil carcinoma	3	1
Clear cell adenocarcinoma, NOS	1	1
Cystadenocarcinoma, NOS	0	1
Papillary cystadenocarcinoma, NOS	1	2
Mucinous cystadenocarcinoma, NOS	0	1
Papillary mucinous cystadenocarcinoma	0	1
Mucinous adenocarcinoma	47	36
Mucin-producing adenocarcinoma	9	9
Signet ring cell carcinoma	29	25
Adenosquamous carcinoma	3	5
Malignant melanoma, NOS	4	2
Spindle cell sarcoma	1	0
Leiomyosarcoma, NOS	3	1
Stromal sarcoma, NOS	0	1
Gastrointestinal stromal tumour	0	1
Gastrointestinal stromal sarcoma	2	2
Malignant lymphoma, non-Hodgkin, NOS	3	10
<b>Total</b>	<b>1541</b>	<b>1446</b>

**Table 44 Colon**  
**Incidence data 2005**

Group	Number	Percentage
Male	668	2.4
Female	654	2.0
<b>Total</b>	<b>1322</b>	<b>2.2</b>

ASR- Age standardised rate per 100 000 world population

ICD-O Code	Male	Female
C18.0 Caecum	61	55
C18.1 Appendix	8	6
C18.2 Ascending colon	32	24
C18.3 Hepatic flexure of colon	11	4
C18.4 Transverse colon	30	34
C18.5 Splenic flexure of colon	9	4
C18.6 Descending colon	13	13
C18.7 Sigmoid colon	125	153
C18.9 Colon, NOS	379	361
<b>Total</b>	<b>668</b>	<b>654</b>

Histology	Male	Female
Neoplasm, malignant	40	52
Carcinoma, NOS	1	1
Carcinoma, undifferentiated, NOS	9	11
Squamous cell carcinoma, NOS	14	11
Adenocarcinoma, NOS	528	492
Adenocarcinoma in adenomatous polyp	7	11
Tubular adenocarcinoma0	1	
Adenocarcinoma in adenomatous polyposis coli	0	1
Carcinoid tumour of uncertain malignant potential	2	1
Carcinoid tumour, NOS	7	2
Goblet cell carcinoid	1	0
Neuroendocrine carcinoma, NOS	2	0
Papillary adenocarcinoma, NOS	1	7
Adenocarcinoma in villous adenoma	1	0
Villous adenocarcinoma	0	2
Acidophil carcinoma	3	1
Clear cell adenocarcinoma, NOS	1	0
Cystadenocarcinoma, NOS	0	1
Papillary cystadenocarcinoma, NOS	1	2
Mucinous cystadenocarcinoma, NOS	0	1
Papillary mucinous cystadenocarcinoma	0	1
Mucinous adenocarcinoma	23	20
Mucin-producing adenocarcinoma	4	6
Signet ring cell carcinoma	16	15
Adenosquamous carcinoma	1	3
Leiomyosarcoma, NOS	2	1
Gastrointestinal stromal sarcoma	1	1
Malignant lymphoma, non-Hodgkin, NOS	3	10
<b>Total</b>	<b>668</b>	<b>654</b>

**Table 45 Rectum anal canal and anus  
Incidence data 2005**

Group	Number	Percentage
Male	910	3.3
Female	802	2.4
<b>Total</b>	<b>1712</b>	<b>2.8</b>

ASR- Age standardised rate per 100 000 world population

ICD-O Code	Male	Female
C20.9 Rectum, NOS	812	742
C21.0 Anus, NOS	54	32
C21.1 Anal canal	34	21
C21.8 Overlapping lesion of rectum, anus and anal canal	10	7
<b>Total</b>	<b>910</b>	<b>802</b>

Histology	Male	Female
Neoplasm, malignant	86	67
Carcinoma in situ, NOS	0	1
Carcinoma, NOS	0	1
Large cell carcinoma, NOS	0	1
Carcinoma, undifferentiated, NOS	3	2
Small cell carcinoma, NOS	1	1
Papillary carcinoma, NOS	1	1
Squamous cell carcinoma, NOS	83	48
Squamous cell carcinoma, keratinising, NOS	0	1
Squamous cell carcinoma, large cell, nonkeratinising, NOS	1	1
Squamous intraepithelial neoplasia	1	0
Basaloid squamous cell carcinoma	0	2
Basal cell carcinoma, NOS	0	1
Basaloid carcinoma	6	4
Adenocarcinoma, NOS	666	621
Adenocarcinoma in adenomatous polyp	2	3
Tubular adenocarcinoma	1	0
Carcinoid tumour, NOS	3	1
Neuroendocrine carcinoma, NOS	0	1
Papillary adenocarcinoma, NOS	3	3
Villous adenocarcinoma	3	1
Adenocarcinoma in tubulovillous adenoma	0	1
Clear cell adenocarcinoma, NOS	1	1
Mucinous adenocarcinoma	20	17
Mucin-producing adenocarcinoma	4	3
Signet ring cell carcinoma	10	7
Adenosquamous carcinoma	4	4
Malignant melanoma, NOS	8	4
Spindle cell sarcoma	1	0
Leiomyosarcoma, NOS	1	1
Stromal sarcoma	0	1
Gastrointestinal stromal tumour, NOS	0	1
Gastrointestinal stromal sarcoma	1	1
<b>Total</b>	<b>910</b>	<b>802</b>

**Table 46 Larynx**  
**Incidence data 2005**

Group	Number	Percentage
Male	1453	5.3
Female	150	0.5
<b>Total</b>	<b>1603</b>	<b>2.6</b>

ASR- Age standardised rate per 100 000 world population

ICD-O Code	Male	Female
C32.0 Glottis	593	53
C32.1 Supraglottis	376	50
C32.2 Subglottis	15	1
C32.3 Laryngeal cartilage	25	6
C32.9 Larynx, NOS	444	40
<b>Total</b>	<b>1453</b>	<b>150</b>

Histology	Male	Female
Neoplasm, malignant	100	14
Carcinoma in situ, NOS	4	0
Carcinoma, NOS	2	2
Large cell carcinoma, NOS	9	0
Carcinoma, undifferentiated, NOS	28	1
Carcinoma, anaplastic, NOS	1	0
Giant cell carcinoma, NOS	0	1
Small cell carcinoma, NOS	13	1
Squamous cell carcinoma in situ, NOS	1	0
Squamous cell carcinoma, NOS	1258	126
Squamous cell carcinoma, keratinising, NOS	10	1
Squamous cell carcinoma, large cell, nonkeratinising, NOS	1	1
Squamous cell carcinoma, small cell, nonkeratinising	1	0
Squamous cell carcinoma, spindle cell	1	0
Adenocarcinoma, NOS	9	1
Adenoid cystic carcinoma	2	0
Neuroendocrine carcinoma, NOS	1	0
Adenosquamous carcinoma	11	2
Small cell sarcoma	1	0
<b>Total</b>	<b>1453</b>	<b>150</b>



**Table 47 Trachea bronchus and lung  
Incidence data 2005**

Group	Number	Percentage
Male	2936	10.6
Female	699	2.1
<b>Total</b>	<b>3635</b>	<b>6.0</b>

ASR- Age standardised rate per 100 000 world population

ICD-O Code	Male	Female
C33.9 Trachea	8	4
C34.0 Main bronchus	18	2
C34.1 Upper lobe, lung	3	2
C34.2 Middle lobe, lung	2	1
C34.3 Lower lobe, lung	0	1
C34.9 Lung, NOS	2905	689
<b>Total</b>	<b>2936</b>	<b>699</b>

Histology	Male	Female
Neoplasm, malignant	831	169
Carcinoma, NOS	20	5
Epithelioma, malignant	0	1
Large cell carcinoma, NOS	39	1
Carcinoma, undifferentiated, NOS	23	11
Carcinoma, anaplastic, NOS	8	2
Spindle cell carcinoma, NOS	1	0
Tumourlet, NOS	1	0
Small cell carcinoma, NOS	98	10
Oat cell carcinoma	1	0
Small cell carcinoma, intermediate cell	1	0
Non-small cell carcinoma	49	8
Papillary carcinoma, NOS	3	3
Squamous cell carcinoma in situ, NOS	1	0
Squamous cell carcinoma, NOS	919	138
Squamous cell carcinoma, keratinising, NOS	7	0
Squamous cell carcinoma, large cell, nonkeratinising, NOS	2	0
Basaloid carcinoma	1	0
Adenocarcinoma, NOS	861	310
Basal cell adenocarcinoma	0	1
Adenoid cystic carcinoma	1	2
Adenocarcinoma in adenomatous polyp	2	0
Carcinoid tumour, NOS	2	5
Neuroendocrine carcinoma, NOS	1	0
Bronchio-alveolar adenocarcinoma, NOS	32	13
Alveolar adenocarcinoma	5	1
Bronchio-alveolar adenocarcinoma, non-mucinous	0	1
Papillary adenocarcinoma, NOS	8	6
Clear cell adenocarcinoma, NOS	1	1
Mucoepidermoid carcinoma	2	1
Mucinous adenocarcinoma	4	1
Mucin-producing adenocarcinoma	0	3
Adenosquamous carcinoma	1	1
Malignant melanoma, NOS	2	1

*Cancer Incidence Data - 2001-2005*

<b>Histology</b>	<b>Male</b>	<b>Female</b>
Spindle cell sarcoma	0	2
Desmoplastic small round cell tumour	1	0
Malignant fibrous histiocyoma	0	1
Mucinous adenofibroma, NOS	0	1
Clear cell sarcoma, NOS	1	0
Malignant peripheral nerve sheath tumour	2	0
Malignant lymphoma, NOS	1	0
Hodgkin lymphoma, NOS	2	0
Malignant lymphoma, large B-cell, diffuse, NOS	1	0
Langerhans cell histiocytosis, unifocal	1	0
<b>Total</b>	<b>2936</b>	<b>699</b>

**Table 48 Haemopoetic and reticuloendothelial system**  
**Incidence data 2005**

Group		Number	Percentage
Male	2516	9.1	
Female	2065	6.3	
<b>Total</b>		<b>4581</b>	<b>7.5</b>

ASR- Age standardised rate per 100 000 world population

ICD-O Code		Male	Female
C42.0	Blood	3	5
C42.1	Bone marrow	2510	2050
C42.2	Spleen	3	10
<b>Total</b>		<b>2516</b>	<b>2065</b>

Histology		Male	Female
Malignant lymphoma, NOS		23	15
Malignant lymphoma, non-Hodgkin, NOS		38	17
Hodgkin lymphoma, NOS		2	1
Malignant lymphoma, lymphoplasmacytic		4	0
Malignant lymphoma, large B-cell, diffuse, NOS		1	0
Burkitt lymphoma, NOS		1	0
Splenic marginal zone B-cell lymphoma		4	10
Follicular lymphoma, NOS		1	1
Follicular lymphoma, grade 2		1	0
Precursor cell lymphoblastic lymphoma, NOS		2	1
Plasmacytoma, NOS		5	4
Multiple myeloma		589	544
Plasma cell leukaemia		6	2
Waldenstrom macroglobulinaemia		3	5
Monoclonal gammopathy of undetermined significance		0	1
Leukemia, NOS		6	3
Acute Leukemia, NOS		16	11
Acute biphenotypic leukemia		3	6
B-cell chronic lymphocytic leukemia /small lymphocytic lymphoma		81	51
Burkitt cell leukaemia		0	1
Adult T-cell leukaemia/ lymphoma (HTLV-1 positive)		0	1
Prolymphocytic leukemia, NOS		4	0
Prolymphocytic leukemia, B-cell type		1	0
Prolymphocytic leukemia, T-cell type		0	1
Precursor cell lymphoblastic leukemia, NOS (including acute lymphoblastic leukemia)		675	446
Precursor B-cell lymphoblastic leukemia		1	0
Precursor T-cell lymphoblastic leukemia		2	1
Acute myeloid leukemia, M6 type		7	10
Myeloid leukaemia, NOS		2	2
Acute myeloid leukemia, NOS		249	230
Chronic myeloid leukemia, NOS		321	247
Acute promyelocytic leukemia		6	6
Acute myelomonocytic leukemia		59	81
Acute basophilic leukaemia		1	1
Acute myeloid leukemia with abnormal marrow eosinophils		0	1
Acute myeloid leukemia, minimal differentiation		2	2
Acute myeloid leukemia without maturation		25	27

Cancer Incidence Data - 2001-2005

<b>Histology</b>	<b>Male</b>	<b>Female</b>
Acute myeloid leukemia with maturation	50	65
Atypical chornic myeloid leukemia, BCR/ABL negative	2	2
Acute monocytic leukaemia	4	3
Acute myeloid leukemia t(8;21)(q22;q22)	1	0
Acute myeloid leukemia, 11 q23 abnormalities	1	0
Acute megakaryoblastic leukaemia	2	2
Myeloid sarcoma	1	2
Acute panmyelosis with myelofibrosis	20	13
Hairy cell leukemia	5	5
Chornic myelomonocytic leukemia, NOS	5	5
Juvenile myelomonocytic leukemia	5	1
Polycythemia vera	58	27
Chronic myeloproliferative disease, NOS	1	0
Myelosclerosis with myeloid metaplasia	11	12
Essential thrombocythemia	7	8
Lymphoproliferative disorder, NOS	2	2
Myeloproliferative disease, NOS	3	0
Refractory anemia	10	8
Refractory anemia with excesss blasts in transformation [obs]	1	0
Refractory cytopenia with multilineage dysplasia	1	0
Therapy related myelodysplastic syndrome, NOS	1	0
Myelodysplastic syndrome, NOS	182	181
<b>Total</b>	<b>2516</b>	<b>2065</b>

**Table 49 Skin**  
**Incidence data 2005**

Group	Number	Percentage
Male	577	2.1
Female	359	1.1
<b>Total</b>	<b>936</b>	<b>1.5</b>

ASR- Age standardised rate per 100 000 world population

ICD-O Code	Male	Female
C44.0 Skin of lip, NOS	5	6
C44.1 Eyelid	21	16
C44.2 External ear	27	15
C44.3 Skin of other and unspecified parts of face	46	33
C44.4 Skin of scalp and neck	32	47
C44.5 Skin of trunk	61	48
C44.6 Skin of upper limb and shoulder	38	22
C44.7 Skin of lower limb and hip	247	93
C44.9 Skin, NOS	100	79
<b>Total</b>	<b>577</b>	<b>359</b>

Histology	Male	Female
Neoplasm, malignant	6	3
Carcinoma in situ, NOS	1	1
Carcinoma, undifferentiated, NOS	2	0
Verrucous carcinoma, NOS	3	2
Squamous cell carcinoma in situ, NOS	1	0
Squamous cell carcinoma, NOS	345	175
Squamous cell carcinoma, keratinising, NOS	0	2
Squamous cell carcinoma, large cell, nonkeratinising, NOS	1	0
Squamous cell carcinoma, spindle cell	1	0
Squamous cell carcinoma, adenoid	1	0
Bowen disease	1	1
Lymphoepithelial carcinoma	1	0
Basaloid squamous cell carcinoma	1	1
Basal cell carcinoma, NOS	49	51
Basosquamous carcinoma	0	5
Adenoid basal carcinoma	0	3
Adenoid cystic carcinoma	0	1
Merkel cell carcinoma	3	1
Skin appendage carcinoma	2	6
Nodular hidradenoma, malignant	0	1
Sclerosing sweat duct carcinoma	1	0
Sebaceous adenocarcinoma	1	3
Eccrine adenocarcinoma	1	0
Paget disease, extramammary	0	1
Acinar cell carcinoma	1	0
Malignant melanoma, NOS	115	69
Amelanotic melanoma	1	1
Spindle cell melanoma, NOS	1	0
Malignant fibrous histiocytoma	0	1
Dermatofibrosarcoma, NOS	8	10
Leiomyosarcoma, NOS	1	1

*Cancer Incidence Data - 2001-2005*

<b>Histology</b>	<b>Male</b>	<b>Female</b>
Epithelioid haemangioendothelioma, NOS	1	0
Epithelioid haemangioendothelioma, malignant	1	2
Granular cell tumour, malignant	1	0
Malignant lymphoma, non-Hodgkin, NOS	2	0
Mycosis fungoides	13	7
Sezary syndrome	0	2
Cutaneous T-cell lymphoma, NOS	4	5
Primary cutaneous CD3+ T-cell lymphoproliferative disorder	2	0
Malignant histiocytosis	1	0
Langerhans cell histiocytosis, NOS	1	2
Langerhans cell histiocytosis, unifocal	3	0
Langerhans cell histiocytosis, multifocal	0	1
Angiocentric immunoproliferative lesion	0	1
<b>Total</b>	<b>577</b>	<b>359</b>

**Table 50 Breast**  
**Incidence data 2005**

Group	Number	Percentage
Male	207	0.7
Female	8364	25.3
<b>Total</b>	<b>8571</b>	<b>14.1</b>

ASR- Age standardised rate per 100 000 world population

ICD-O Code	Male	Female
C50.0 Nipple	0	5
C50.4 Upper outer quadrant of breast	0	3
C50.6 Axillary tail of breast	2	3
C50.9 Breast, NOS	205	8353
Total	207	8364

Histology	Male	Female
Neoplasm, malignant	25	910
Carcinoma in situ, NOS	0	5
Carcinoma, NOS	0	28
Carcinoma, undifferentiated, NOS	0	30
Carcinoma, anaplastic, NOS	0	1
Pseudosarcomatous carcinoma	0	2
Small cell carcinoma, NOS	0	2
Papillary carcinoma, NOS	3	53
Squamous cell carcinoma, NOS	13	52
Adenocarcinoma, NOS	5	49
Adenoid cystic carcinoma	1	1
Cribriform carcinoma, NOS	0	1
Tubular adenocarcinoma	0	6
Neuroendocrine carcinoma, NOS	0	2
Papillary adenocarcinoma, NOS	0	6
Apocrine adenocarcinoma	0	1
Mucinous adenocarcinoma (Mucoid carcinoma)	5	70
Signet ring cell carcinoma	0	3
Intraductal carcinoma, noninfiltrating, NOS	0	10
Infiltrating duct carcinoma, NOS	150	6704
Comedocarcinoma, noninfiltrating	0	2
Comedocarcinoma, NOS	0	8
Noninfiltrating intraductal papillary adenocarcinoma	0	2
Intraductal papillary adenocarcinoma with invasion	0	2
Intraductal micropapillary carcinoma	0	1
Medullary carcinoma, NOS	0	9
Medullary carcinoma with lymphoid stroma	0	3
Atypical medullary carcinoma	1	33
Duct carcinoma, desmoplastic type	0	3
Lobular carcinoma, NOS	4	262
Infiltrating duct and lobular carcinoma	0	5
Infiltrating duct mixed with other types of carcinoma	0	2
Inflammatory carcinoma	0	1
Paget disease, mammary	0	8
Paget disease and infiltrating duct carcinoma of breast	0	5
Paget disease and intraductal carcinoma of breast	0	2

*Cancer Incidence Data - 2001-2005*

<b>Histology</b>	<b>Male</b>	<b>Female</b>
Acinar cell carcinoma	0	1
Adenocarcinoma with squamous metaplasia	0	2
Malignant melanoma, NOS	0	2
Sarcoma, NOS	0	4
Small cell sarcoma, NOS	0	1
Malignant fibrous histiocyoma	0	1
Stromal sarcoma, NOS	0	4
Carcinosarcoma, NOS	0	6
Malignant myoepithelioma	0	1
Phyllodes tumour, borderline	0	1
Phyllodes tumour, malignant	0	48
Haemangiosarcoma	0	5
Malignant lymphoma, non-Hodgkin, NOS	0	2
Malignant lymphoma, large B-cell, diffuse, NOS	0	1
Mature T-cell lymphoma, NOS	0	1
<b>Total</b>	<b>207</b>	<b>8364</b>



**Table 51 Cervix uteri**  
**Incidence data 2005**

Group	Number	Percentage
Female	3943	11.9
<b>Total</b>	<b>3943</b>	<b>6.5</b>

ASR- Age standardised rate per 100 000 world population

ICD-O Code	Female
C53.0 Endocervix	6
C53.9 Cervix uteri	3937
<b>Total</b>	<b>3943</b>

Histology	Female
Neoplasm, malignant	398
Carcinoma in situ, NOS	30
Carcinoma, NOS	15
Large cell carcinoma, NOS	4
Carcinoma, undifferentiated, NOS	13
Carcinoma, anaplastic, NOS	2
Small cell carcinoma, NOS	5
Papillary carcinoma, NOS	3
Papillary squamous cell carcinoma	1
Squamous cell carcinoma in situ, NOS	4
Squamous cell carcinoma, NOS	2677
Squamous cell carcinoma, keratinising, NOS	268
Squamous cell carcinoma, large cell, non keratinising, NOS	297
Squamous cell carcinoma, small cell, non keratinising, NOS	4
Basal cell carcinoma, NOS	2
Adenocarcinoma, NOS	175
Tubular adenocarcinoma	1
Papillary adenocarcinoma, NOS	15
Endometrioid adenocarcinoma, NOS	4
Mucinous adenocarcinoma	6
Mucin-producing adenocarcinoma	2
Adenosquamous carcinoma	8
Malignant melanoma, NOS	2
Sarcoma, NOS	1
Spindle cell sarcoma	2
Leiomyosarcoma, NOS	2
Stromal sarcoma, NOS	1
Carcinosarcoma, NOS	1
<b>Total</b>	<b>3943</b>

**Table 52 Ovary and other unspecified female genital organs**  
**Incidence data 2005**

<b>Group</b>	<b>Number</b>	<b>Percentage</b>
Female	2805	8.5
<b>Total</b>	<b>2805</b>	<b>4.6</b>

ASR- Age standardised rate per 100 000 world population

<b>ICD-O Code</b>	<b>Female</b>
C56.9 Ovary	2788
C57.0 Fallopian tube	13
C57.1 Broad ligament	2
C57.9 Female genital tract, NOS	2
<b>Total</b>	<b>2805</b>

<b>Histology</b>	<b>Female</b>
Neoplasm, malignant	391
Carcinoma, NOS	8
Carcinoma, undifferentiated, NOS	11
Small cell carcinoma, NOS	2
Papillary carcinoma, NOS	89
Squamous cell carcinoma, NOS	58
Squamous cell carcinoma, keratinising, NOS	1
Adenocarcinoma, NOS	835
Adenoid cystic carcinoma	2
Carcinoid tumour, NOS	2
Papillary adenocarcinoma, NOS	199
Adenocarcinoma in tubulovillous adenoma	1
Clear cell adenocarcinoma, NOS	16
Clear cell adenofibroma of borderline malignancy	1
Endometrioid adenocarcinoma, NOS	141
Cystadenocarcinoma, NOS	21
Serous cystadenoma, NOS, papillary borderline malignancy	1
Serous cystadenocarcinoma, NOS	139
Serous cystadenoma, borderline malignancy	2
Clear cell cystic tumor of borderline malignancy	1
Papillary cystadenocarcinoma, NOS	32
Papillary serous cystadenocarcinoma	295
Serous surface papillary carcinoma	10
Serous papillary cystic tumour of borderline malignancy	4
Mucinous cystadenocarcinoma, NOS	88
Papillary mucinous cystadenocarcinoma	30
Mucinous cystic tumour of borderline malignancy	34
Mucinous adenocarcinoma	38
Mucin-producing adenocarcinoma	5
Adenosquamous carcinoma	5
Thecoma, malignant	1
Granulosa cell tumour, adult type	1
Granulosa cell tumour, malignant	91
Granulosa cell tumour, juvenile	3
Androblastoma, malignant	1
Sertoli-Leydig cell tumour of intermediate differentiation	1
Sertoli-Leydig cell tumour of poorly differentiated	1

<b>Histology</b>	<b>Female</b>
Sertoli cell tumour, NOS	1
Steroid cell tumour, malignant	1
Paraganglioma, malignant	1
Sarcoma, NOS	1
Spindle cell sarcoma	1
Small cell sarcoma	1
Fibrosarcoma, NOS	2
Malignant fibrous histiocytoma	1
Liposarcoma, NOS	1
Leiomyosarcoma, NOS	9
Myxoid leiomyosarcoma	1
Stromal tumour, NOS	1
Stromal sarcoma, NOS	1
Gastrointestinal stromal sarcoma	1
Mullerian mixed tumour	5
Mesodermal mixed tumour	1
Carcinosarcoma, NOS	5
Brenner tumour, borderline malignancy	1
Brenner tumour, malignant	9
Clear cell sarcoma, NOS	9
Dysgerminoma	87
Germinoma	4
Embryonal carcinoma, NOS	2
Yolk sac tumour	30
Teratoma, malignant, NOS	32
Teratoma with malignant transformation	2
Mixed germ cell tumour	27
Granular cell tumour, malignant	1
Malignant lymphoma, non-Hodgkin, NOS	4
Malignant lymphoma, lymphoplasmacytic	1
Malignant lymphoma, large B-cell, diffuse, NOS	1
<b>Total</b>	<b>2805</b>

**Table 53 Prostate**  
**Incidence data 2005**

<b>Group</b>	<b>Number</b>	<b>Percentage</b>
Male	1382	5.0
<b>Total</b>	<b>1382</b>	<b>2.3</b>

ASR- Age standardised rate per 100 000 world population

<b>ICD-O Code</b>	<b>Male</b>
C61.9 Prostate gland	1382
<b>Total</b>	<b>1382</b>

<b>Histology</b>	<b>Male</b>
Neoplasm, malignant	268
Carcinoma, NOS	4
Carcinoma, undifferentiated, NOS	26
Small cell carcinoma, NOS	1
Combined small cell carcinoma	1
Papillary carcinoma, NOS	2
Verrucous carcinoma, NOS	1
Squamous cell carcinoma, NOS	92
Basal cell carcinoma, NOS	1
Transitional cell carcinoma, NOS	8
Basaloid carcinoma	1
Adenocarcinoma, NOS	966
Trabecular adenocarcinoma	1
Papillary adenocarcinoma, NOS	1
Acinar cell carcinoma	1
Adenosquamous carcinoma	8
<b>Total</b>	<b>1382</b>

**Table 54 Bladder**  
**Incidence data 2005**

Group	Number	Percentage
Male	526	1.9
Female	127	0.4
<b>Total</b>	<b>653</b>	<b>1.1</b>

ASR- Age standardised rate per 100 000 world population

ICD-O Code	Male	Female
C67.9 Bladder, NOS	526	127
<b>Total</b>	<b>526</b>	<b>127</b>

Histology	Male	Female
Neoplasm, malignant	37	14
Carcinoma in situ, NOS	7	3
Carcinoma, NOS	0	1
Large cell carcinoma, NOS	3	0
Carcinoma, undifferentiated, NOS	10	2
Carcinoma, anaplastic, NOS	3	0
Pseudosarcomatous carcinoma	1	0
Small cell carcinoma, NOS	1	0
Papillary carcinoma, NOS	11	0
Squamous cell carcinoma, NOS	43	10
Lymphoepithelial carcinoma	1	0
Transitional cell carcinoma, NOS	371	78
Papillary transitional cell carcinoma	11	6
Adenocarcinoma, NOS	16	7
Papillary adenocarcinoma, NOS	1	1
Oxyphilic adenocarcinoma	1	0
Clear cell adenocarcinoma, NOS	2	1
Renal cell carcinoma, NOS	3	0
Mucoepidermoid carcinoma	1	0
Mucinous adenocarcinoma	1	0
Mucin-producing adenocarcinoma	0	2
Spindle cell sarcoma	1	1
Rhabdomyosarcoma, NOS	1	1
<b>Total</b>	<b>526</b>	<b>127</b>

**Table 55 Brain**  
**Incidence data 2005**

Group	Number	Percentage
Male	765	2.8
Female	554	1.7
<b>Total</b>	<b>1319</b>	<b>2.2</b>

ASR- Age standardised rate per 100 000 world population

ICD-O Code	Male	Female
C71.0 Cerebrum	13	7
C71.1 Frontal lobe	62	50
C71.2 Temporal lobe	56	31
C71.3 Parietal lobe	99	68
C71.4 Occipital lobe	17	19
C71.5 Ventricle, NOS	10	3
C71.6 Cerebellum, NOS	49	34
C71.7 Brain stem	29	28
C71.8 Overlapping lesion of brain	13	4
C71.9 Brain , NOS	417	310
<b>Total</b>	<b>765</b>	<b>554</b>

Histology	Male	Female
Neoplasm, malignant	21	15
Carcinoma, anaplastic, NOS	2	1
Malignant melanoma, NOS	2	2
Germinoma	1	1
Mixed germ cell tumour	1	3
Haemangiosarcoma	1	0
Haemangioendothelioma, malignant	1	2
Haemangiopericytoma, malignant	5	5
Haemangioblastoma	10	8
Peripheral neuroectodermal tumour	0	1
Chordoma, NOS	2	4
Glioma, malignant	187	148
Mixed glioma	1	2
Choroid plexus carcinoma	1	0
Ependymoma, NOS	33	21
Ependymoma, anaplastic	2	8
Astrocytoma, NOS	245	139
Astrocytoma, anaplastic	24	21
Gemistocytic astrocytoma	0	1
Fibrillary astrocytoma	1	1
Pilocytic astrocytoma	15	15
Glioblastoma, NOS	110	86
Gliosarcoma	1	0
Oligodendroglioma, NOS	52	29
Oligodendroglioma, anaplastic	1	2
Medulloblastoma, NOS	40	23
Primitive neuroectodermal tumour, NOS	0	1
Neuroblastoma, NOS	2	6
Ganglioglioma, anaplastic	0	1
Central neurocytoma	0	1
Meningioma, malignant	0	3
Neurilemoma, malignant [obs]	0	1
Malignant lymphoma, NOS	1	2
Malignant lymphoma, non-Hodgkin, NOS	3	1
<b>Total</b>	<b>765</b>	<b>554</b>

**Table 56 Thyroid**  
**Incidence data 2005**

Group	Number	Percentage
Male	670	2.4
Female	2370	7.2
<b>Total</b>	<b>3040</b>	<b>5.0</b>

ASR- Age standardised rate per 100 000 world population

ICD-O Code	Male	Female
C73.9 Thyroid Gland	670	2370
<b>Total</b>	<b>670</b>	<b>2370</b>

Histology	Male	Female
Neoplasm, malignant	28	84
Carcinoma, undifferentiated, NOS	2	5
Carcinoma, anaplastic	45	88
Spindle cell carcinoma, NOS	0	1
Pseudosarcomatous carcinoma	0	1
Small cell carcinoma, NOS	1	0
Papillary carcinoma, NOS	399	1429
Squamous cell carcinoma, NOS	5	14
Squamous cell carcinoma, keratinising, NOS	0	1
Squamous cell carcinoma, adenoid	0	1
Adenocarcinoma, NOS	5	5
Adenoid cystic carcinoma	0	1
Papillary adenocarcinoma, NOS	5	22
Oxyphilic adenocarcinoma	9	21
Granular cell carcinoma	1	0
Follicular adenocarcinoma, NOS	108	471
Follicular carcinoma, minimally invasive	0	2
Insular carcinoma	1	0
Papillary carcinoma, follicular variant	36	170
Papillary microcarcinoma	0	1
Papillary carcinoma, oxyphilic cell	0	1
Papillary carcinoma, columnar cell	0	1
Mixed medullary follicular carcinoma	1	1
Medullary carcinoma, NOS	15	24
Adenosquamous carcinoma	1	0
Spindle cell sarcoma	0	1
Small cell sarcoma	0	1
Malignant peripheral nerve sheath tumour	0	1
Malignant lymphoma, NOS	0	2
Malignant lymphoma, non-Hodgkin, NOS	5	7
Hodgkin lymphoma, NOS	0	1
Follicular lymphoma, NOS	1	11
Marginal zone B-cell lymphoma, NOS	1	1
<b>Total</b>	<b>670</b>	<b>2370</b>

**Table 57 Cancer Treatment 2005**

Treatment	Number	Percentage
S+C+R+H	587	4.4
S+C+R	106	0.8
S+C+H	562	4.2
S+R+H	278	2.1
R+C+H	495	3.7
S+C321	2.4	3.21
S+R2409	18.0	24.09
S+H74	0.6	7.4
R+C	540	4.0
R+H	24	0.2
C+H	3244	24.3
Chemotherapy (C)	1632	12.2
Hormone therapy (H)	20	0.1
Surgery (S)	329	2.5
Radiotherapy ®	891	6.7
Symptomatic treatment	956	7.1
Treatment unknown	904	6.8
<b>Total</b>	<b>13372</b>	<b>100</b>

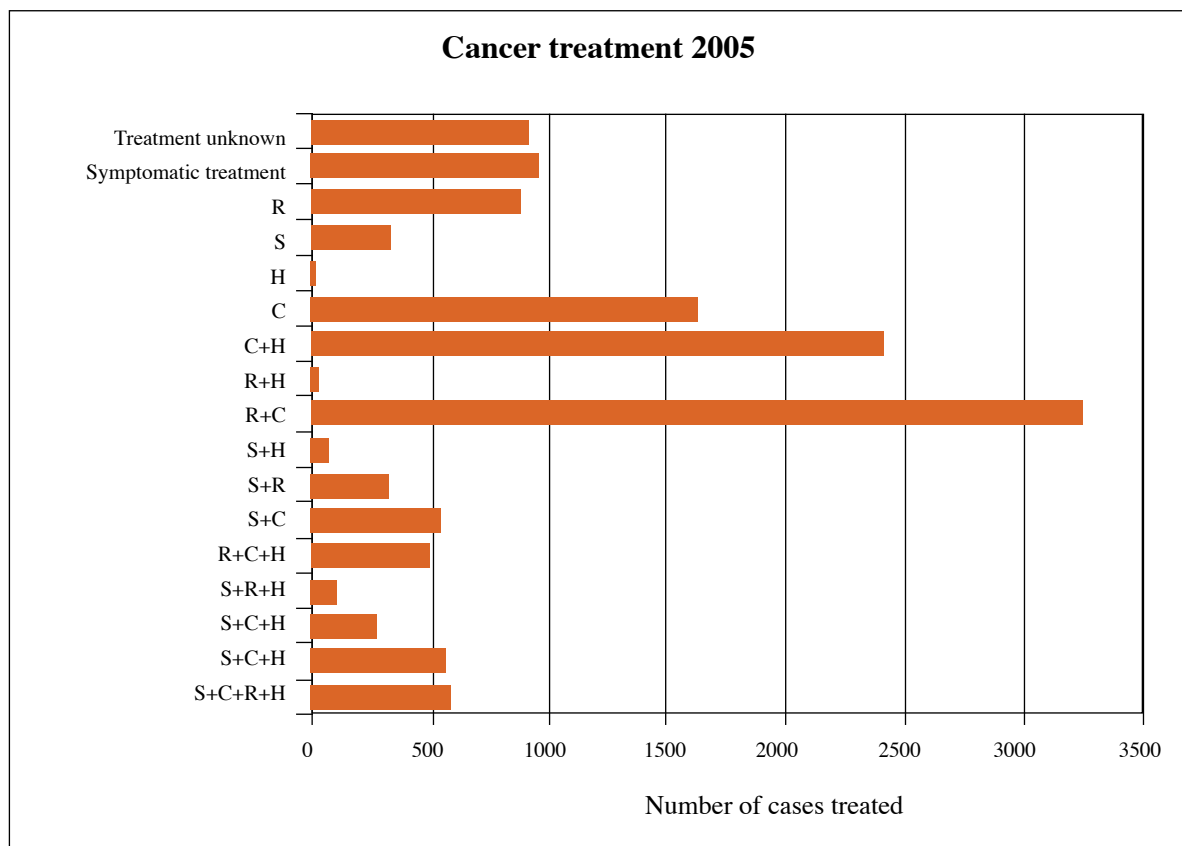




Table 58 Cancer incidence by geography 2005

Province	District	Sex				Total	
		Male		Female		No	%
		No	%	No	%		
<b>Central</b>		<b>822</b>	<b>13.5</b>	<b>962</b>	<b>13.2</b>	<b>1784</b>	<b>13.3</b>
	Kandy	619	10.2	680	9.3	1299	9.7
	Matale	110	1.8	129	1.8	239	1.8
	Nuwara Eliya	93	1.5	153	2.1	246	1.8
<b>Eastern</b>		<b>166</b>	<b>2.7</b>	<b>146</b>	<b>1.9</b>	<b>312</b>	<b>2.3</b>
	Ampara	85	1.4	88	1.2	173	1.3
	Batticaloa	42	0.7	40	0.5	82	0.6
	Trincomalee	39	0.6	18	0.2	57	0.4
<b>Northern</b>		<b>90</b>	<b>1.5</b>	<b>138</b>	<b>1.9</b>	<b>228</b>	<b>1.7</b>
	Jaffna	46	0.8	99	1.4	145	1.1
	Kilinochchi	9	0.1	2	0.0	11	0.1
	Mannar	5	0.1	8	0.1	13	0.1
	Mullatitvu	4	0.1	0	0.0	4	0.0
	Vavuniya	26	0.4	29	0.4	55	0.4
<b>North Central</b>		<b>217</b>	<b>3.6</b>	<b>281</b>	<b>3.9</b>	<b>498</b>	<b>3.7</b>
	Anuradhapura	159	2.6	218	3.0	377	2.8
	Polonnaruwa	58	1.0	63	0.9	121	0.9
<b>North Western</b>		<b>465</b>	<b>7.7</b>	<b>577</b>	<b>7.9</b>	<b>1042</b>	<b>7.8</b>
	Kurunegala	300	5.0	386	5.3	686	5.1
	Puttalam	165	2.7	191	2.6	356	2.7
<b>Sabaragamuwa</b>		<b>421</b>	<b>7.0</b>	<b>487</b>	<b>6.7</b>	<b>908</b>	<b>6.8</b>
	Kegalle	197	3.3	219	3.0	416	3.1
	Rathnapura	224	3.7	268	3.7	492	3.7
<b>Southern</b>		<b>570</b>	<b>9.4</b>	<b>662</b>	<b>9.1</b>	<b>1232</b>	<b>9.1</b>
	Galle	257	4.2	297	4.1	554	4.1
	Hambanthota	91	1.5	115	1.6	206	1.5
	Matara	222	3.7	250	3.4	472	3.5
<b>Uva</b>		<b>332</b>	<b>5.5</b>	<b>353</b>	<b>4.8</b>	<b>685</b>	<b>5.2</b>
	Badulla	246	4.1	270	3.7	516	3.9
	Monaragala	86	1.4	83	1.1	169	1.3
<b>Western</b>		<b>1972</b>	<b>32.5</b>	<b>2674</b>	<b>36.6</b>	<b>4646</b>	<b>34.7</b>
	Colombo	1006	16.6	1350	18.5	2356	17.6
	Gampaha	656	10.8	881	12.0	1537	11.5
	Kalutara	310	5.1	443	6.1	753	5.6
<b>Not available</b>		<b>1003</b>	<b>16.6</b>	<b>1034</b>	<b>14.1</b>	<b>2037</b>	<b>15.2</b>
<b>Total</b>		<b>6058</b>	<b>100</b>	<b>7314</b>	<b>100</b>	<b>13372</b>	<b>100</b>

**Table 59 Survival status by sex, age group and ethnicity 2005**

	Date of death known						Censored at the last date of contact						No data	
	< 1 year		Alive at 1 year		Alive at 2 years		< 1 year		Alive at 1 year		Alive at 2 years		Male	Female
	Male	Female	Male	Female	Male	Female	Male	Female	Male	Female	Male	Female		
	452	289	80	63	1	6	3010	3231	1027	2045	42	94	1446	1586
<b>Age Group</b>														
0-4	3	3	1	2	0	0	18	23	16	11	0	1	25	30
5-9	4	1	2	1	0	0	16	15	15	9	2	2	21	22
10-14	4	2	0	0	0	0	28	19	16	14	0	2	16	22
15-19	13	2	1	0	0	0	34	28	21	20	1	0	17	20
20-24	9	9	3	1	0	0	42	48	11	46	1	1	24	33
25-29	10	6	1	1	0	0	53	83	18	64	2	1	23	39
30-34	8	5	1	2	0	1	51	106	27	78	2	1	34	62
35-39	7	17	2	5	0	1	73	156	41	125	2	5	55	85
40-44	31	21	6	5	0	1	138	248	57	218	1	14	72	126
45-49	49	27	7	11	1	0	214	348	88	275	7	12	131	174
50-54	57	45	10	15	0	1	348	473	122	320	5	21	181	234
55-59	61	39	9	5	0	0	356	424	130	276	4	11	187	179
60-64	56	38	9	6	0	0	425	352	150	207	6	9	195	174
65-69	60	28	19	4	0	1	423	336	108	160	4	5	152	155
70-74	32	19	4	2	0	0	387	273	89	116	1	5	168	123
75 and above	48	27	5	3	0	1	404	299	118	106	4	4	145	108
<b>Ethnicity</b>														
Sinhala	399	254	73	56	1	3	2564	2629	900	1823	38	82	1232	1353
Tamil	33	21	5	4	0	2	278	435	66	142	2	10	139	166
Muslim	19	14	2	3	0	1	161	160	57	74	2	2	74	67
Other	1	0	0	0	0	0	7	7	4	6	0	0	1	0

## **APPENDIX I: Statistical Terminology**

### **Incidence**

The term incidence is defined as the ratio of number of patients developing a particular disease and the average population at risk for a specific time period. Normally this is expressed as per 100,000 population.

### **Mortality**

The term mortality is defined as the ration of number of deaths due to the particular disease and the average population for a specific time period in a given geographical area. Normally this is expressed as per 1,000 population.

### **Standardisation**

The basic idea in use of standardisation is that allowing the adjustment for discrepancies in age structures between the standard population and a special population. This volume considers two standard populations, the World Population and the Population of Developing Countries.

### **Lifetime Risk**

The lifetime risk is defined as the probability of developing a particular disease during the life time of a person living in a specific community.

The measure of lifetime risk included in this volume are subject to assumption of life expectation at birth of Sri Lankan population is 70 years.

### **Calculation**

The methods of some important calculations included in this volume are,

**1. Crude rate**

Is calculated by dividing the total number of cases encountered in the year with the estimated mid year population at risk.

**2. Age Specific Incidence rate**

Is calculated by dividing the number of cases in each five year age groups with the estimated mid year population at risk of the corresponding age groups.

**3. Age Specific Death rate**

Is calculated by dividing the number of deaths reported in a specific age group with the total number of deaths of the population reported in the corresponding age group.

**4. Standardised incidence rate**

Can be regarded as a weight mean of age-specific incidence of Sri Lanka population, using the percentage of each age interval of the age structure of the standard population.

**5. Life Time Risk (Percentage Cumulative Incidence Rate)**

Cumulative Incidence Rate (CIR) is the sum of the incidences of each and every single age group. When it is expressed as percentage, CIR can be used as a good estimate for lifetime risk. In this publication CIR is calculated among those belonging to the age group of 0-70 years. Selection of the 0-70 age interval was based on Sri Lanka's actuarial life expectancy, which is close to 70 years in both males and females. Beyond this interval, detection of cancers on the extremely older cases is often found incidentally or after death.

***List of Reference***

Department of Census and Statistics. Estimated mid-year population by age and sex 2003-2008

Available at <http://www.statistics.gov.lk/PopHouSat/Mid%20Year%20Population/Table%202.pdf>

Department of Census and Statistics. Number of death by cause of age and sex 2003

Available at <http://www.statistics.gov.lk/PopHouSat/VitalStatistics/Index.asp>

United Nations Population Division. World Population prospects population database,2008 revision.

Available at <http://eas.un.org/unpp/index.asp>

Cancer registrationn Principles and Methods

IARC scientific Publication

world Health Organisation 2000, International Classification of Diseases of Oncology, 3rd Edition, Geneva.

Cancer registry-previous publications-1985,1990,1995&2000